

SIMAFLEX CONNECTORS

Any "Make To Order" connectors
become standard with SIMAFLEX range



BENEFITS TO INSTALL SIMAFLEX CONNECTORS

- **Reduced lead-time.**
Make to order solutions in 4 to 6 weeks thanks to a rationalized range of casting components kept in stock.
- **Modular concept.**
Innovative solution to comply with 2 or 3 keepers specifications within the same product range.
- **Extended lifetime.**
High electrical performances with in-house machining combined with waxed bolts. Strengthen mechanical behaviors with electrical contact grooves machined as per each conductor.
- **Carbon foot print.**
Cut environmental impact through lower shipping volumes and reduced on-site waste.
- **Services & support.**
Laser marking done systematically on each connector for permanent traceability and identification.
- **Easy installation.**
The stainless steel U bolt will hold the conductor during the installation allowing a fast and easy mounting of the two external keepers.

TE Connectivity’s (TE) SIMAFLEX connectors come as the continuation of TE’s SIMABUS connectors’ range. SIMAFLEX offers a wide number of connectors for conductors while being innovative and replacing the former legendary Anti-Corona, Sinemex and Classic families of products.

This nicely completes our innovative family of connectors for tubes.

TE’s SIMEL products are tailor made and produced with components kept on stock. We call them “Make To Order” connectors which can be delivered throughout the world. They became TE’s standards thanks to a design for manufacturing approach implementation.

Our innovative solution will increase the list of benefits for the SIMAFLEX range allowing you to easily go from one customer specification to another.

PLATFORM APPROACH TO MEET ANY SPECIFICATION

Tension	63 kV to 550 kV
Current	450 A to 6200 A
Short-time current	40 kA/3s, 63 kA/sec to 80 kA/sec
Conductor size	From 15 mm to 62,5 mm dia
Terminal connections	"Terminal studs from 30 mm to 60 mm dia (Al or Cu) Terminal plams from 50 mm to 200 mm dimensions (Al or Cu)"
Spacing	From 50 mm to 450 mm
Fasteners	Stainless steel with pre-waxed nuts to ensure the pressure contact efficiency and contact reliability
Standards	EN, ANSI & NEMA compliant



Derivation Cable / Cable



Derivation Tube / Cable



Termination Cable / Palm





Termination Cable / Stud



Adjustable Termination Cable / Stud

Product range

Conductor	Electrical Section (mm ²)*	Diameter (mm)				
ACSR - COYOTTE	131,7	15,86	2 Keepers	Non Standard		
AAC - HORNET	157,6	16,3				
ASTER 181,6	181,6	17,5				
ACSR - 200 mm ² Wolf	158,1	18,1				
AAAC - ELM	211	18,8				
ACSR - 185/30	183,8	19				
ASTER 228	228	19,6				
ACSR - 230/30	230,9	21				
ACSR - 240/40	243	21,9				
ASTER 288	288	22,05				
ACSR - 300 mm ² Lion	238,3	22,3				
ACSR - 265/35	263,7	22,4				
AMS - 298	298	22,4				
AAC - 300	299,4	22,5				
AMS2Z - 366	366,1	23,1				
ACSR - BEAR	264,4	23,45			2 Keepers	
AAC - 329	295	23,6				
ACSR - DUCK	305	24,1				
ACSR - 300/50	382	24,5				
ASTER 366	366	24,9				
ACSR - 340/30	339,3	25				
AAC - 400	400,1	26				
AAC - ARBUTUS	402,1	26,04				
AAC - CENTIPEDE	415,2	26,5				
ACSR - 385/35	386	26,7				
ACSR - 380/50	382	27				
ACSR - 430 mm ² Bison	381,7	27				
AAC - SNAPDRAGON	457,4	27,81				
AAAC - YEW	479	28,42				
ACSR - ZEBRA	428,9	28,62				
ACSR - 450/40	448,7	28,7				
AAC - 500	499,8	29,1				
ACSR - RAIL	483,8	29,61				
ACSR - 490/65	490,3	30,6				
ASTER 570	570	31,05				
ACSR - 600 mm ² Curlew	522,5	31,59				
AAC - 593	515	31,7				
AAC - HAWTHORN	603,8	31,95				
ACSR - 560/50	561,7	32,2				
AMS2Z - 707	706,8	32,4				




2 keepers

Small size

Size code	Ø cond (mm)
S205	15 to 20,5
S225	20,6 to 22,5
S245	22,6 to 24,5
S265	24,6 to 26,5
S285	26,6 to 28,5
S305	28,6 to 30,5
S325	30,6 to 32,5

* AL cross section.

Product range

Conductor	Electrical Section (mm ²)*	Diameter (mm)		
ACSR - ZEBRA	428,9	28,62	2 or 3 Keepers	
ACSR - 450/40	448,7	28,7		
AAC - 500	499,8	29,1		
ACSR - RAIL	483,8	29,61		
ACSR - 490/65	490,3	30,6		
ASTER 570	570	31,05		
ACSR - 600 mm² Curlew	522,5	31,59		
AAC - 593	515	31,7		
AAC - HAWTHORN	603,8	31,95		
ACSR - 560/50	561,7	32,2		
AMS2Z - 707	706,8	32,4		
AAC - 625	626,2	32,6		
AAC - 638	638	32,9		
AAC - NARCISSUS	645,3	33,03		
ACSR - 680/85	678,8	36		
ACSR - 725/50	725,1	36,24		
AMS3Z - 928	928,5	36,9		
AAC - 805	805	36,9		
AAC - COREOPSIS	805,4	36,9		
ASTER 851	851	37,95		
ACSR - LAPWING	807,5	38,22		
AAC - BULL	800	38,3		
AAC - JESSAMINE	885,8	38,7		
AAC - 910	791	39,2		
AAC - SOLROS	910,7	39,24		
AAC - 957,6	957,6	40,2		
AAC - 1095	1095	43	2 or 3 Keepers	Non Standard
ASTER 1144	1144	44		
ACSR - 1045/45	1045,6	45,3		
AAC LUPINE	1267	46,3		
ASTER 1600	1600	52		
AAC 4000 MCM	2026,8	58,63		
AAC - 2038	2038	58,8		

* AL cross section.



2 keepers

3 keepers

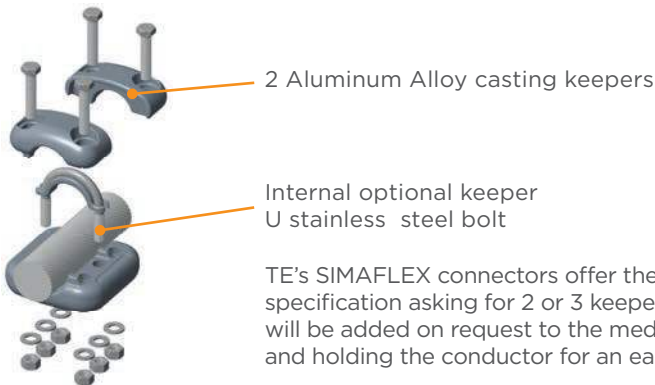
Medium size

Size code	Ø cond (mm)
2 keepers	
M305	28,6 to 30,5
M325	30,6 to 32,5
M345	32,6 to 34,5
M365	34,6 to 36,5
MR385	36,6 to 38,5
M405	38,6 to 40,5
M425	40,6 to 42,5
3 keepers	
MR305	28,6 to 30,5
MR325	30,6 to 32,5
MR345	32,6 to 34,5
MR365	34,6 to 36,5
MR385	36,6 to 38,5
MR405	38,6 to 40,5
MR425	40,6 to 42,5

Large size

Size code	Ø cond (mm)
2 keepers	
L445	42,6 to 44,5
L465	44,6 to 46,5
L485	46,6 to 48,5
L505	48,6 to 50,5
L525	50,6 to 52,5
L545	52,6 to 54,5
L565	54,6 to 56,5
L585	56,6 to 58,5
L605	58,6 to 60,5
L625	60,6 to 62,5
3 keepers	
LR445	42,6 to 44,5
LR465	44,6 to 46,5
LR485	46,6 to 48,5
LR505	48,6 to 50,5
LR525	50,6 to 52,5
LR545	52,6 to 54,5
LR565	54,6 to 56,5
LR585	56,6 to 58,5
LR605	58,6 to 60,5
LR625	60,6 to 62,5

MODULAR KEEPERS



TE's SIMAFLEX connectors offer the possibility through an innovative system to comply with any specification asking for 2 or 3 keepers, 4 or 6 bolts. The internal U bolt, considered as a 3rd keeper, will be added on request to the medium and large calibers in order to meet customer's requirements and holding the conductor for an easier installation.

te.com/energy

©2017 TE Connectivity Ltd. family of companies. All Rights Reserved. EPP-X2827-3/17

SIMABUS, SIMAFLEX, SIMEL, TE, TE Connectivity and TE connectivity (logo) are trademarks. Other logos, product and/or company names might be trademarks of their respective owners. While TE has made every reasonable effort to ensure the accuracy of the information in this brochure, TE does not guarantee that it is error-free, nor does TE make any other representation, warranty or guarantee that the information is accurate, correct, reliable or current. TE reserves the right to make any adjustments to the information contained herein at any time without notice. TE expressly disclaims all implied warranties regarding the information contained herein, including, but not limited to, any implied warranties of merchantability or fitness for a particular purpose. The dimensions in this catalog are for reference purposes only and are subject to change without notice. Specifications are subject to change without notice. Consult TE for the latest dimensions and design specifications.

For more information about how SIMAFLEX connectors can match your specifications or to request a catalog, please contact your local sales representative at +33 (0)380-583-262