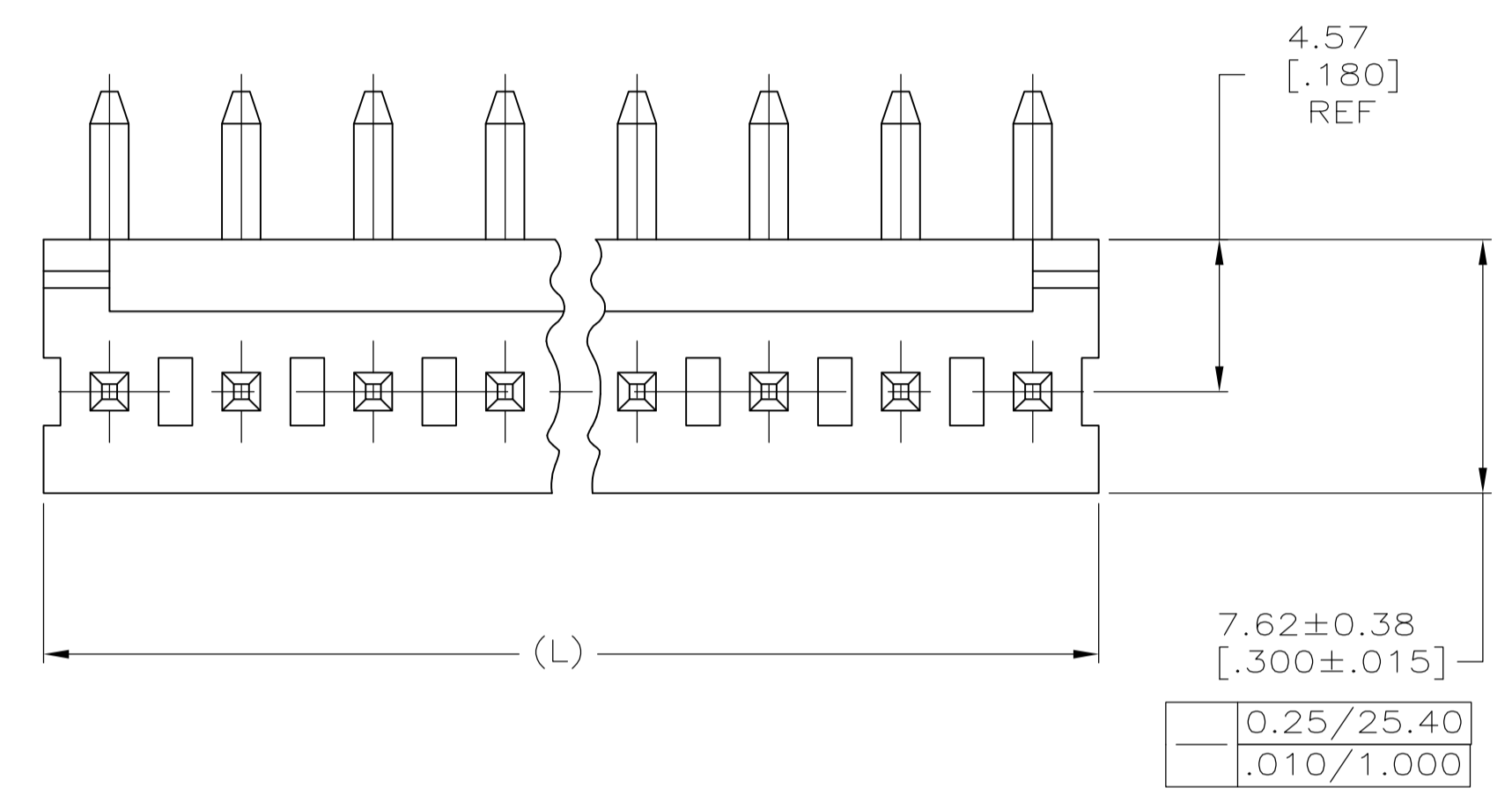
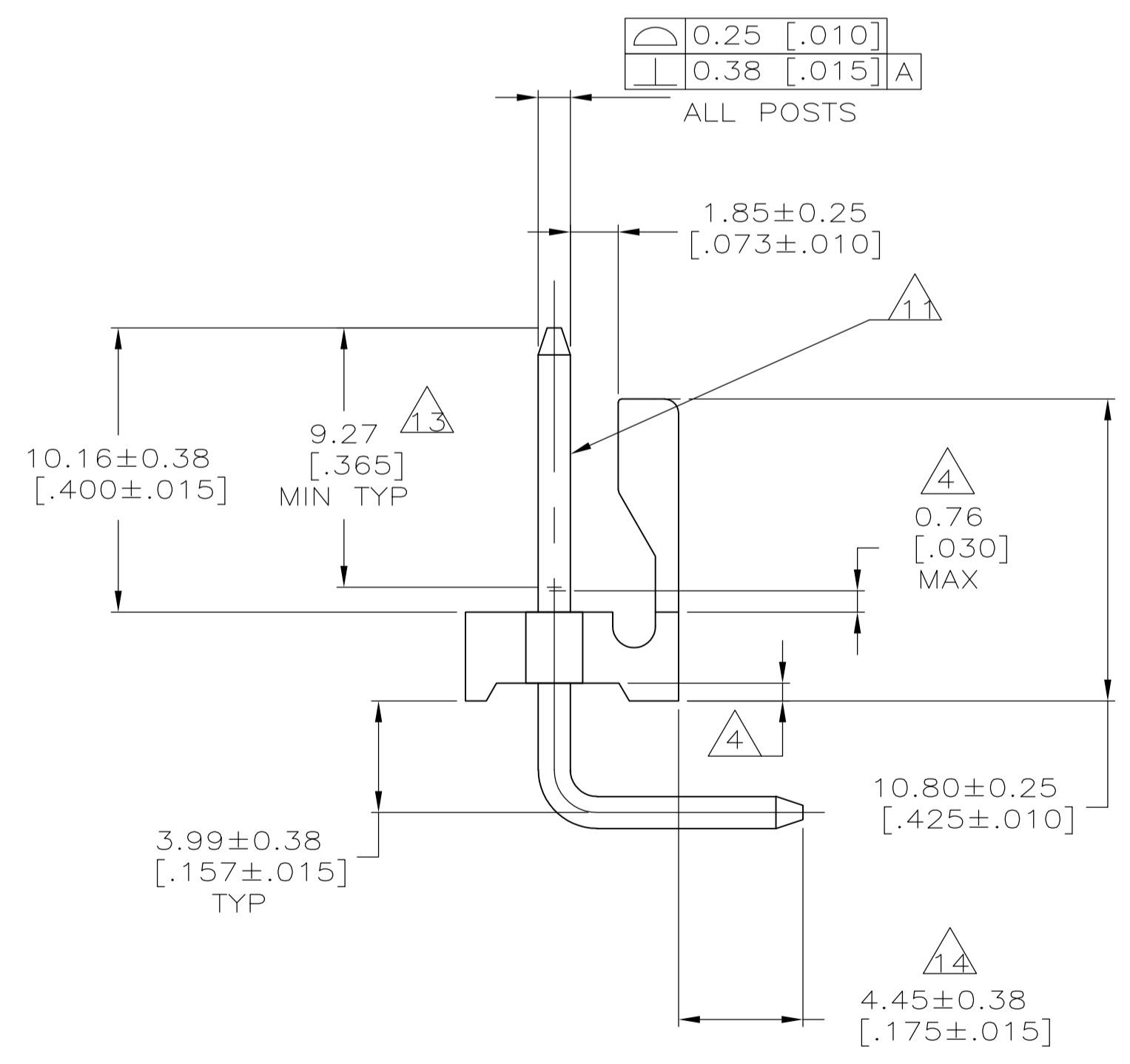
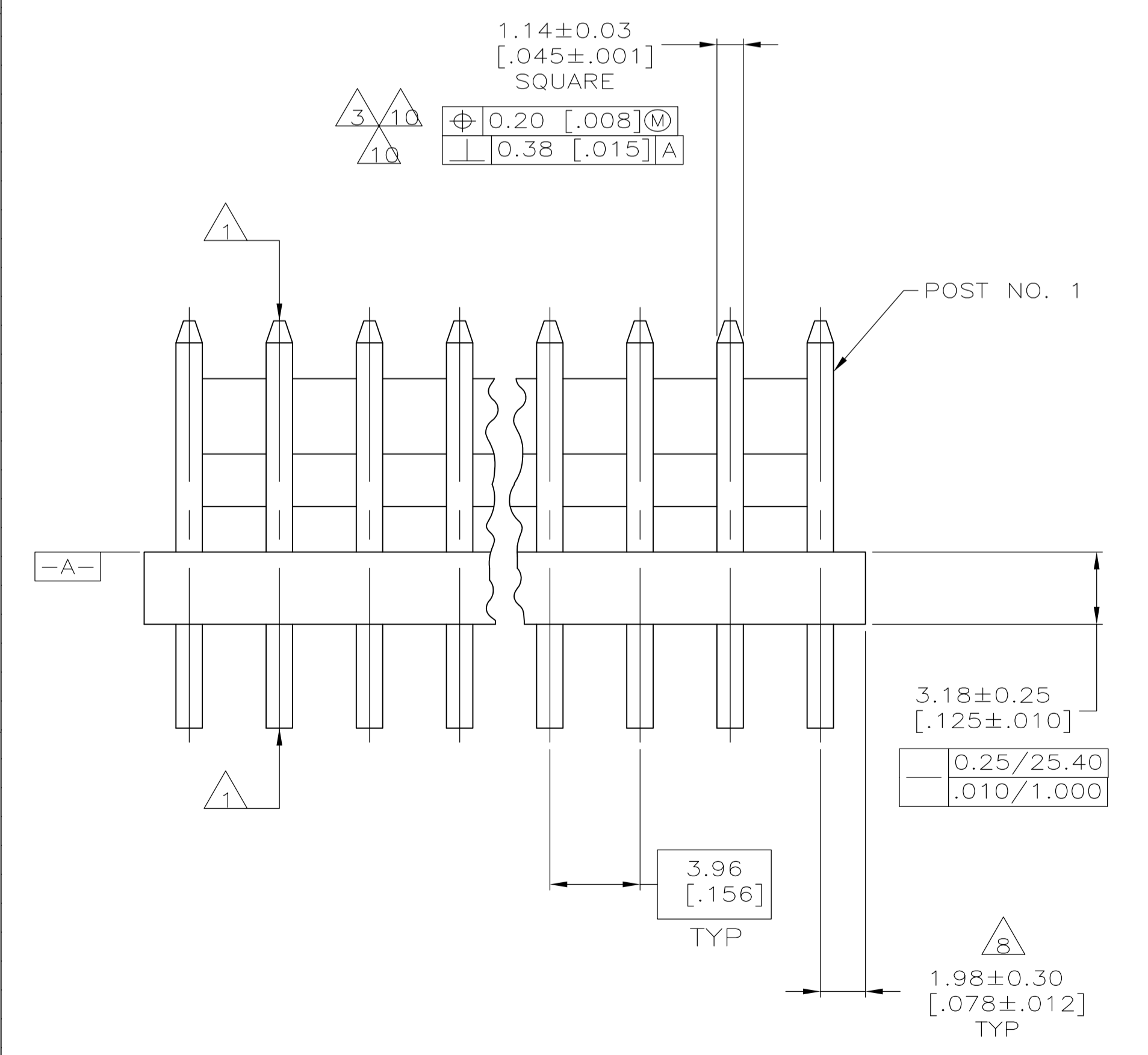


RECOMMENDED MOUNTING HOLE PATTERN FOR .109±0.016 THICK P.C. BOARD  $\Delta 2$



- $\Delta 1$  POST TO WITHSTAND 13 NEWTONS (3 LBS) MINIMUM AXIAL FORCE IN BOTH DIRECTIONS SHOWN WITHOUT DISLODGING.
- $\Delta 2$  TOLERANCES APPLY TO SOLDER SIDE OF BOARD.
- $\Delta 3$  MEASURED AT SURFACE  $-A-$
- $\Delta 4$  PLASTIC FLASH PERMITTED IN THIS AREA.
- 5 PARTS COMPLY WITH AMP SOLDERABILITY SPEC. NO. 109-11-2.
- $\Delta 6$  ONE HOLE MAY BE UNDERSIZED 1.65/1.52 [.065/.060] DIA. FOR ASSEMBLY RETENTION DURING WAVE SOLDERING.
- $\Delta 7$  MATERIAL: HEADER-THERMOPLASTIC POLYESTER GLASS-FILLED 94V-0 (NATURAL) POST-COPPER ALLOY (SEE NOTES 13 & 14 FOR PLATING)
- $\Delta 8$  COORDINATE DIMENSION APPLIES FROM CENTER OF ACTUAL FEATURE.
- 9 PLASTIC BURRS CAUSED BY CUT-OFF TOOLING ARE PERMITTED WITHIN THE MAXIMUM TOLERANCE ENVELOPE.
- $\Delta 10$  POST TO BE MEASURED WHEN STRIP IS HELD FLAT.
- $\Delta 11$  POST MUST WITHSTAND TWO 90° BENDS AGAINST EXTRUSION WITHOUT BREAKING.
- $\Delta 12$  DIMENSION SHOULD BE 12.70-16.51 [.500-.650] MIN WHEN MATING WITH A MTA-156 CONNECTOR ASSEMBLY OR 12.70 [.500] MIN WHEN MATING WITH A SL-156 CONNECTOR ASSEMBLY.
- $\Delta 13$  PLATING: GOLD PLATE AREA, 0.00038 [.000015] GOLD OR 0.00008 [.000003] MIN GOLD FLASH OVER 0.00030 [.000012] PALLADIUM NICKEL, PER TE CONNECTIVITY'S DISCRETION, ALL SIDES, OVER NICKEL UNDERPLATE, 0.00127 [.000050] MIN, ALL SIDES AND ENTIRE LENGTH OF POST.
- $\Delta 14$  PLATING: BRIGHT TIN/LEAD (93/7) PLATE AREA, 0.00381-0.00889 [.000150-.000350] THICK, ALL FOUR SIDES 4.45 [.175] MINIMUM FOR -2 THRU -24. MATTE TIN PLATE AREA 0.00381-0.00889 [.000150-.000350] THICK ALL FOUR SIDES, 4.45 [.175] FOR -32 THRU -54.
- $\Delta 15$  OBSOLETE PARTS: OBSOLETE CIS STREAMLINING PER D.RENAUD/D.SINISI



LEAD FREE	95.10 [3.744]	24	5-644769-4
	91.14 [3.588]	23	5-644769-3
	87.17 [3.432]	22	5-644769-2
	83.21 [3.276]	21	5-644769-1
	79.25 [3.120]	20	5-644769-0
	75.29 [2.964]	19	4-644769-9
	71.32 [2.808]	18	4-644769-8
	67.36 [2.652]	17	4-644769-7
	63.40 [2.496]	16	4-644769-6
	59.44 [2.340]	15	4-644769-5
	55.47 [2.184]	14	4-644769-4
	51.51 [2.028]	13	4-644769-3
	47.55 [1.872]	12	4-644769-2
	43.59 [1.716]	11	4-644769-1
	39.62 [1.560]	10	4-644769-0
	35.66 [1.404]	9	3-644769-9
	31.70 [1.248]	8	3-644769-8
	27.74 [1.092]	7	3-644769-7
	23.77 [.936]	6	3-644769-6
	19.81 [.780]	5	3-644769-5
15.85 [.624]	4	3-644769-4	
11.89 [.468]	3	3-644769-3	
7.92 [.312]	2	3-644769-2	
DIM (L)	NO.OF POSN	ASSEMBLY	

CONTAINS LEAD	95.10 [3.744]	24	2-644769-4
	91.14 [3.588]	23	2-644769-3
	87.17 [3.432]	22	2-644769-2
	83.21 [3.276]	21	2-644769-1
	79.25 [3.120]	20	2-644769-0
	75.29 [2.964]	19	1-644769-9
	71.32 [2.808]	18	1-644769-8
	67.36 [2.652]	17	1-644769-7
	63.40 [2.496]	16	1-644769-6
	59.44 [2.340]	15	1-644769-5
	55.47 [2.184]	14	1-644769-4
	51.51 [2.028]	13	1-644769-3
	47.55 [1.872]	12	1-644769-2
	43.59 [1.716]	11	1-644769-1
	39.62 [1.560]	10	1-644769-0
	35.66 [1.404]	9	644769-9
	31.70 [1.248]	8	644769-8
	27.74 [1.092]	7	644769-7
	23.77 [.936]	6	644769-6
	19.81 [.780]	5	644769-5
15.85 [.624]	4	644769-4	
11.89 [.468]	3	644769-3	
7.92 [.312]	2	644769-2	
DIM (L)	NO.OF POSN	ASSEMBLY	

THIS DRAWING IS A CONTROLLED DOCUMENT.

DIN S. HOOVER 07NOV02

CHK: D. ROSSI 07NOV02

APVD: D. ROSSI 07NOV02

NAME: MTA-156 HEADER ASSEMBLY, FRICTION LOCK, RIGHT ANGLE, REAR BEND, .045 SQUARE POST, .000015 GOLD, SPECIAL

PRODUCT SPEC

APPLICATION SPEC

SIZE: A1

SCALE: 5:1

SHEET: 1 OF 1

REV: G2

TE Connectivity

000779 644769