

PAGE 1/2

ISSUE 22-12-16

SERIE : DPDT

PART NUMBER : R577112007

## RF CHARACTERISTICS

Frequency range : **0 - 12.4 GHz**  
 Impedance : **50 Ohms**

| Frequency (GHz)    | DC - 1         | 1 - 2          | 2 - 3          | 3 - 8          | 8 - 12.4       |
|--------------------|----------------|----------------|----------------|----------------|----------------|
| VSWR max           | <b>1.15</b>    | <b>1.20</b>    | <b>1.25</b>    | <b>1.35</b>    | <b>1.50</b>    |
| Insertion loss max | <b>0.15 dB</b> | <b>0.20 dB</b> | <b>0.25 dB</b> | <b>0.35 dB</b> | <b>0.50 dB</b> |
| Isolation min      | <b>85 dB</b>   | <b>80 dB</b>   | <b>75 dB</b>   | <b>70 dB</b>   | <b>60 dB</b>   |
| Average power (*)  | <b>700 W</b>   | <b>500 W</b>   | <b>400 W</b>   | <b>250 W</b>   | <b>200 W</b>   |

## ELECTRICAL CHARACTERISTICS

Actuator : **FAILSAFE**  
 Nominal current \*\* : **340 mA**  
 Actuator voltage (Vcc) : **12V (10.2 to 13V)**  
 Terminals : **9 pins D-SUB male connector**

## MECHANICAL CHARACTERISTICS

Connectors : **N female per MIL-C 39012**  
 Life : **2.5 million cycles**  
 Switching Time\*\*\* : **< 15 ms**  
 Construction : **Splashproof**  
 Weight : **< 215 g**

## ENVIRONMENTAL CHARACTERISTICS

Operating temperature range : **-40°C to +85°C**  
 Storage temperature range : **-55°C to +85°C**

(\* Average power at 25°C per RF Path)

(\*\* At 25° C ±10%)

(\*\*\* Nominal voltage ; 25° C)



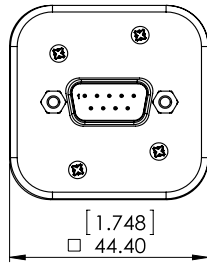
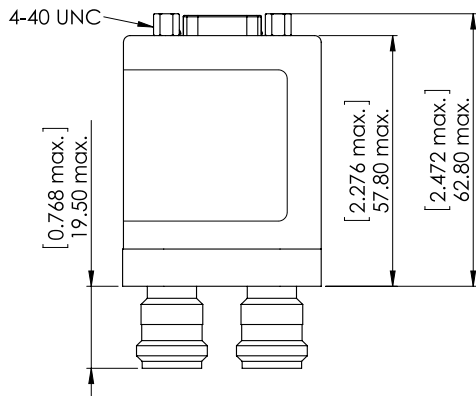
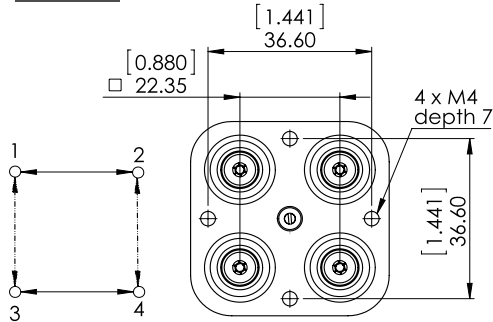
PAGE 2/2

ISSUE 22-12-16

SERIE : DPDT

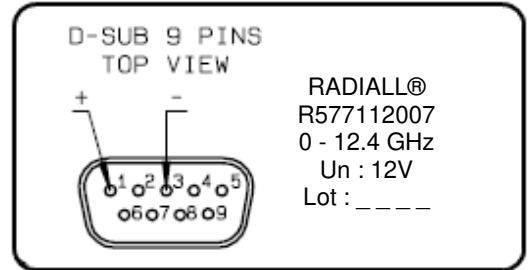
PART NUMBER : R577112007

**DRAWING**



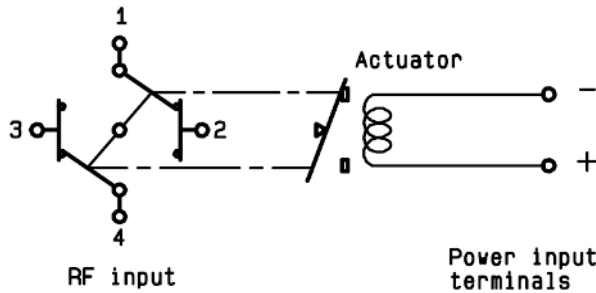
General tolerances : ±0.5 mm

**LABEL**



**SCHEMATIC DIAGRAM**

Position : De energized



| Voltage      | RF Continuity |
|--------------|---------------|
| energized    | 1 ↔ 3 / 2 ↔ 4 |
| De-energized | 1 ↔ 2 / 3 ↔ 4 |