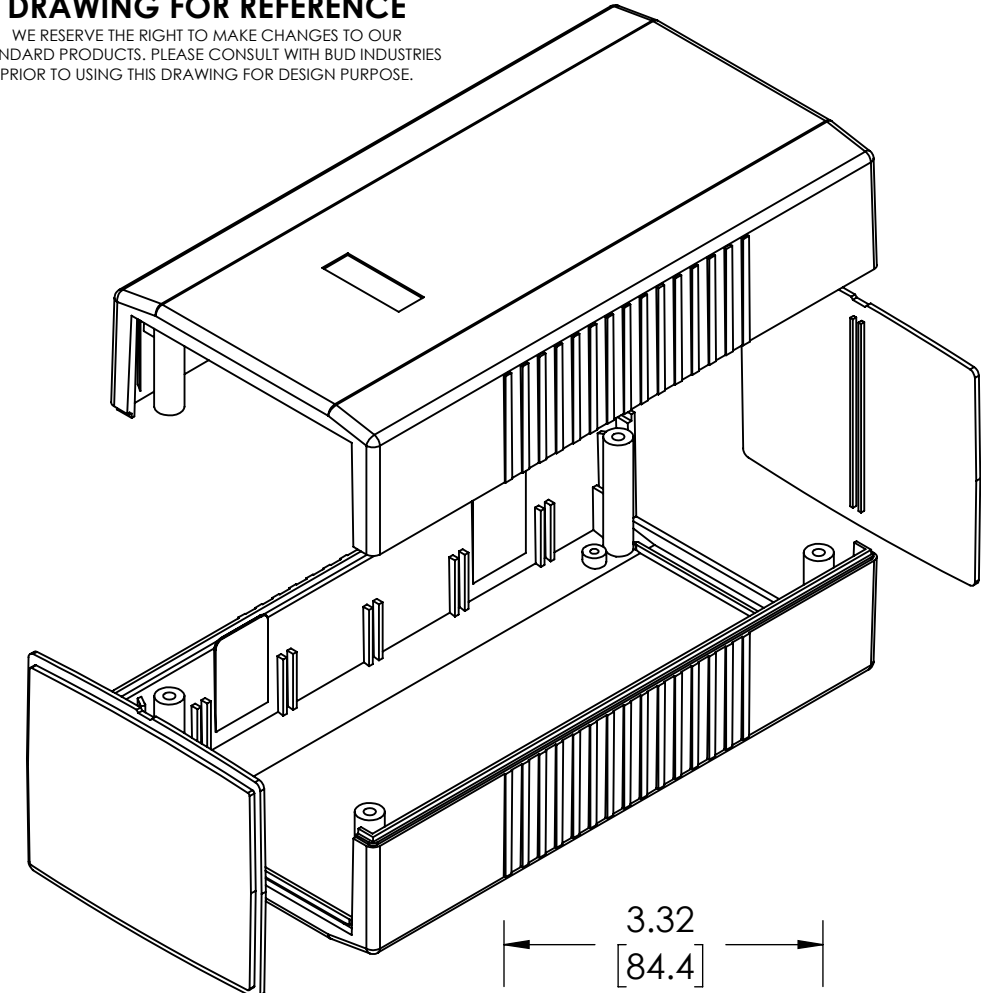


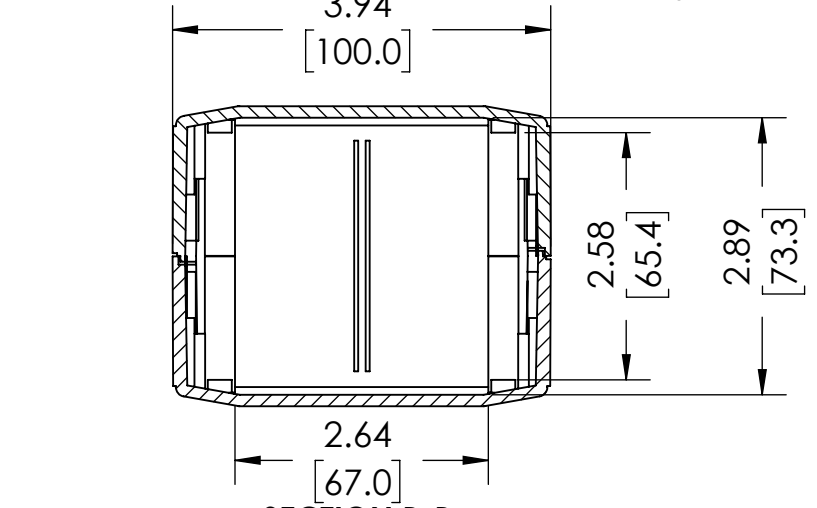
**DRAWING FOR REFERENCE**  
 WE RESERVE THE RIGHT TO MAKE CHANGES TO OUR STANDARD PRODUCTS. PLEASE CONSULT WITH BUD INDUSTRIES PRIOR TO USING THIS DRAWING FOR DESIGN PURPOSE.



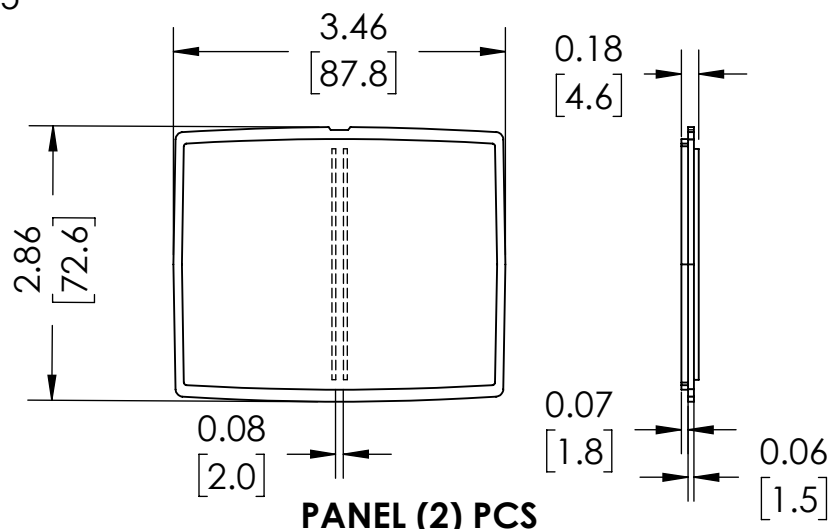
3.25 [82.4] .25 DIA BOSS WITH .09 DIA HOLE X .16 DP MOUNTING BOSSSES (4) SEE PCB BELOW FOR LOCATIONS - USE M2.5 OR #4 SHEET METAL SCREW (NOT SUPPLIED)

.32 DIA BOSS WITH M3 X .25 INSERT (4)

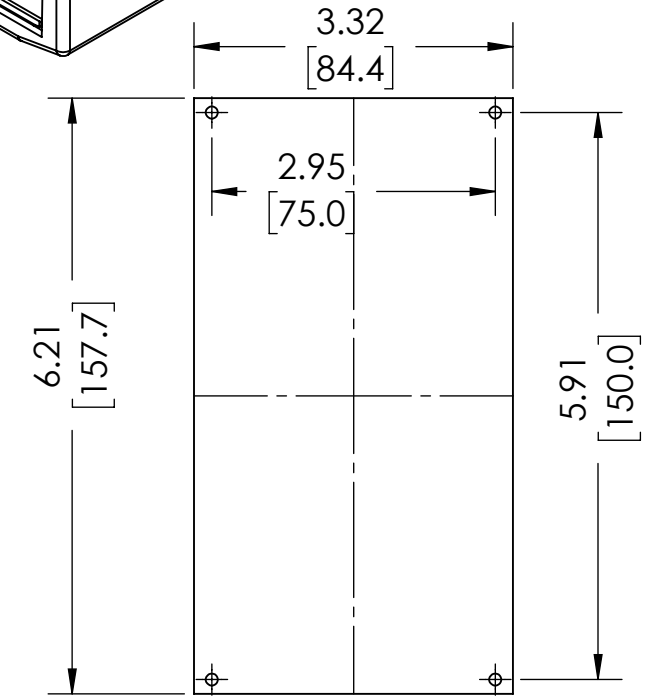
**SECTION A-A**



**SECTION B-B**



**PANEL (2) PCS**



**SUGGESTED PCB LAYOUT**

- NOTE:**
1. FOUR (4X) M3 X 25mm [0.98"] SCREWS SUPPLIED FOR ASSEMBLY
  2. FOUR (4X) RUBBER SELF-ADHESIVE FEET SUPPLIED
  3. ALL DALL OUTSIDE AND INSIDE LARGE SURFACES FOLLOW CONTOUR OF MAIN FACE

FOR ADDITIONAL PRODUCT INFORMATION AND ACCESSORIES VISIT [WWW.BUDIND.COM](http://WWW.BUDIND.COM)

**MATERIAL AND FINISH:**  
 NO SUFFIX - DARK GRAY ABS COVERS WITH LIGHT GRAY ABS END PANELS. UL94V-0 FLAMMABILITY RATING.  
 SUFFIX -LG - LIGHT GRAY ABS COVERS WITH DARK GRAY ABS END PANELS. UL94-HB FLAMMABILITY RATING.