


IPC 16/ 2-ST-10,16

Order No.: 1969373

The figure shows a 5-pos. version of the product

<http://eshop.phoenixcontact.de/phoenix/treeViewClick.do?UID=1969373>

Plug component, Nominal current: 76 A, Rated voltage (III/2): 1000 V,
Number of positions: 2, Pitch: 10.16 mm, Color: green, Metal surface:
Ag

Commercial data	
GTIN (EAN)	 4 017918 943622
Note	Made-to-order
sales group	E542
Pack	50 pcs.
Customs tariff	85366990
Catalog page information	Page 412 (CC-2009)

Product notesWEEE/RoHS-compliant since:
05/05/2003

<http://www.download.phoenixcontact.com>
Please note that the data given here has been taken from the online catalog. For comprehensive information and data, please refer to the user documentation. The General Terms and Conditions of Use apply to Internet downloads.

Technical data	
Dimensions / positions	
Pitch	10.16 mm
Dimension a	10.16 mm
Number of positions	2
Screw thread	M4

Tightening torque, min	1.7 Nm
Tightening torque max	1.8 Nm

Technical data

Range of articles	IPC 16/..-ST
Insulating material group	I
Rated surge voltage (III/3)	8 kV
Rated surge voltage (III/2)	8 kV
Rated surge voltage (II/2)	6 kV
Rated voltage (III/2)	1000 V
Rated voltage (II/2)	1000 V
Connection in acc. with standard	EN-VDE
Nominal current I_N	76 A
Nominal voltage U_N	1000 V
Nominal cross section	16 mm ²
Maximum load current	76 A
Insulating material	PA
Inflammability class acc. to UL 94	V0
Internal cylindrical gage	A6
Stripping length	14 mm
Nominal voltage, UL/CUL Use Group B	600 V
Nominal current, UL/CUL Use Group B	55 A
Nominal voltage, UL/CUL Use Group C	600 V
Nominal current, UL/CUL Use Group C	55 A

Connection data

Conductor cross section solid min.	0.75 mm ²
Conductor cross section solid max.	16 mm ²
Conductor cross section stranded min.	0.75 mm ²
Conductor cross section stranded max.	16 mm ²
Conductor cross section stranded, with ferrule without plastic sleeve min.	0.5 mm ²
Conductor cross section stranded, with ferrule without plastic sleeve max.	16 mm ² Only in connection with CRIMPFOX 16 S
Conductor cross section stranded, with ferrule with plastic sleeve min.	0.5 mm ²
Conductor cross section stranded, with ferrule with plastic sleeve max.	16 mm ² Only in connection with CRIMPFOX 16 S

Conductor cross section AWG/kcmil min.	18
Conductor cross section AWG/kcmil max	6
2 conductors with same cross section, solid min.	0.75 mm ²
2 conductors with same cross section, solid max.	6 mm ²
2 conductors with same cross section, stranded min.	0.75 mm ²
2 conductors with same cross section, stranded max.	6 mm ²
2 conductors with same cross section, stranded, ferrules without plastic sleeve, min.	0.5 mm ²
2 conductors with same cross section, stranded, ferrules without plastic sleeve, max.	4 mm ²
2 conductors with same cross section, stranded, TWIN ferrules with plastic sleeve, min.	0.5 mm ²
2 conductors with same cross section, stranded, TWIN ferrules with plastic sleeve, max.	6 mm ²
Minimum AWG according to UL/CUL	20
Maximum AWG according to UL/CUL	6

Certificates / Approvals

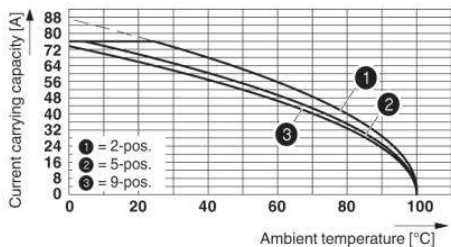


Certification

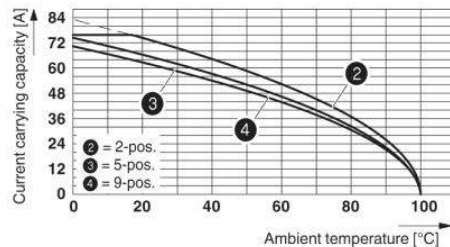
CUL, UL

Diagrams/Drawings

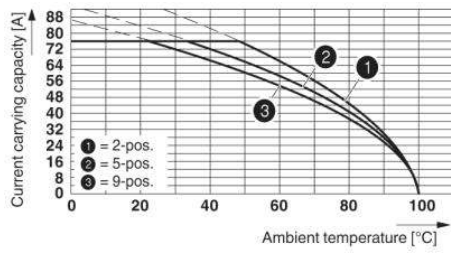
Diagram



Derating curve for: IPC 16/...-ST-10,16 with DFK-IPC 16/...-G-10,16

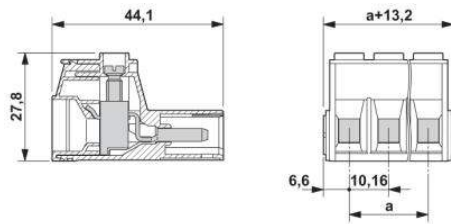


Derating curve for: IPC 16/...-ST-10,16 with IPC 16/...-G-10,16



Derating curve for: PC 16/..-ST-10,16 with IPC 16/..-ST-10,16

Dimensioned drawing



The illustration shows the 3-pos. version

Address

PHOENIX CONTACT Inc., USA
586 Fulling Mill Road
Middletown, PA 17057, USA
Phone (800) 888-7388
Fax (717) 944-1625
<http://www.phoenixcon.com>



© 2011 Phoenix Contact
Technical modifications reserved;