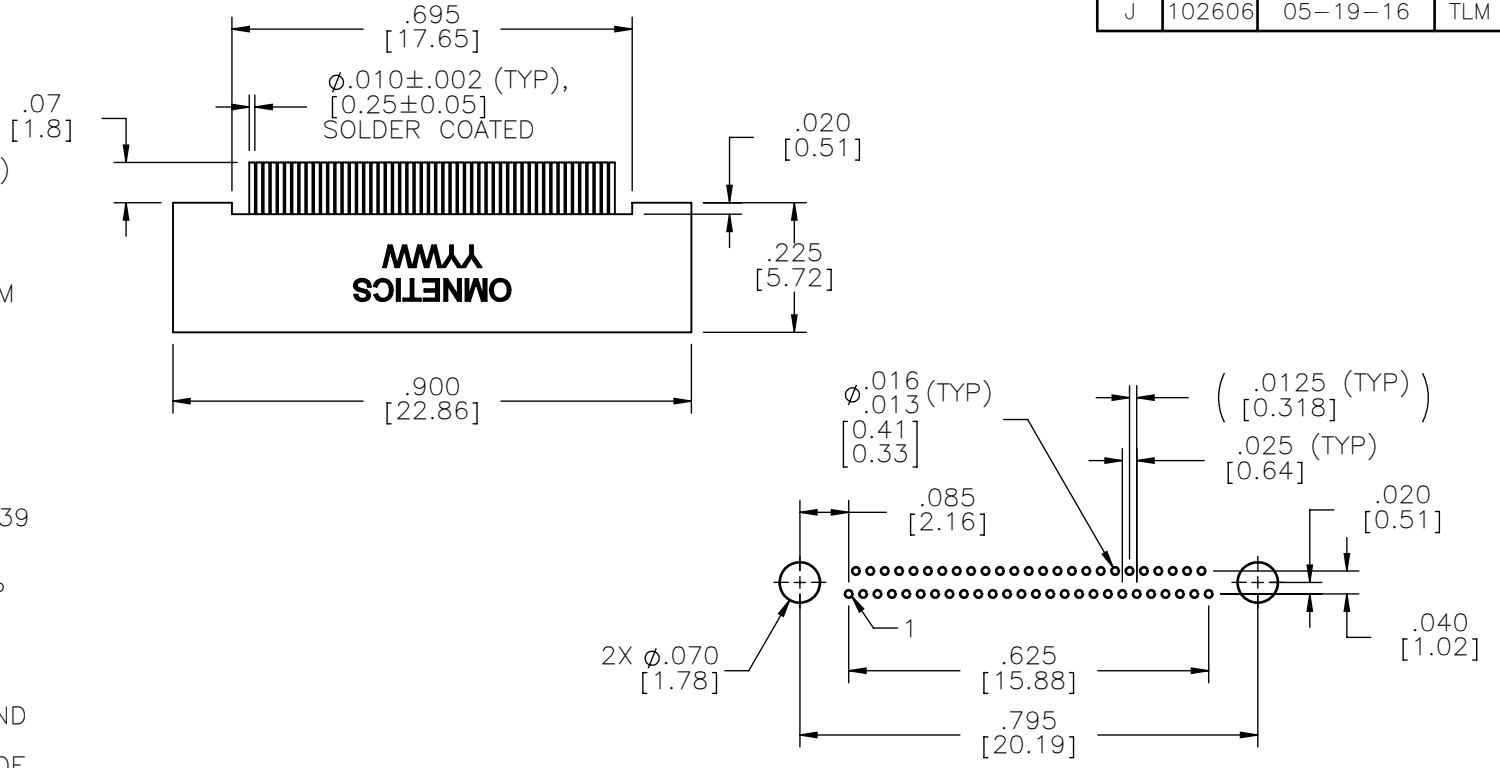


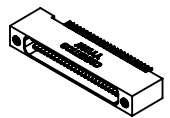
# MATERIALS & SPECIFICATIONS

PART NO.	A29500-051	REV	ECO	DATE	APP
		J	102606	05-19-16	TLM

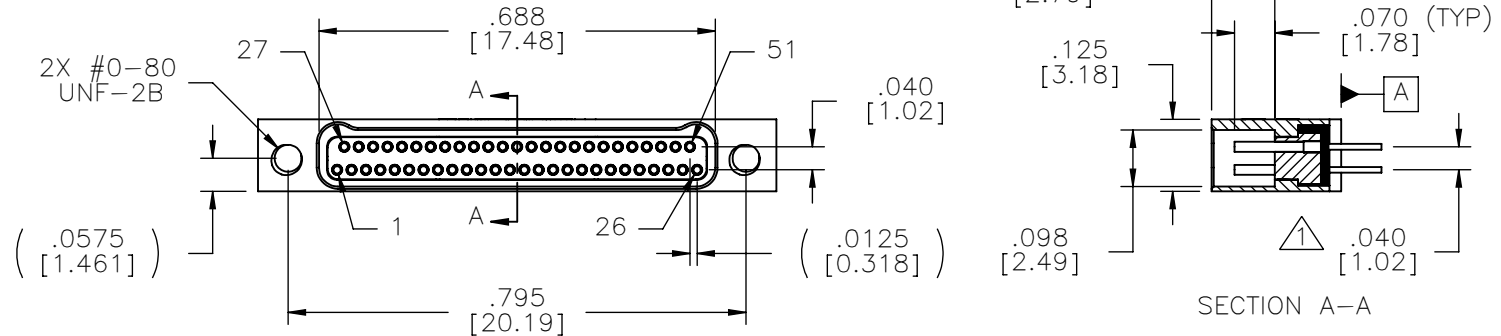
- HOUSING:**  
ALUMINUM 6061-T6, NICKEL PLATE PER SAE-AMS-2404
- INSULATOR:**  
LIQUID CRYSTAL POLYMER (LCP) PER ASTM D5138
- CONTACTS:**  
COPPER ALLOY PER MIL-DTL-32139, GOLD PLATED PER ASTM B488, (HARD GOLD) TYPE II CODE C, CLASS 1.27
- TERMINATION:**  
SOLDER COATED WITH SN63A PER J-STD-006
- CURRENT RATING:**  
1 AMP MAX PER MIL-DTL-32139
- CONTACT RESISTANCE:**  
71 MILLIOHM MAX (71mV DROP MAX) @ 1.0 AMPS PER MIL-DTL-32139
- PERFORMANCE:**  
PRODUCT FAMILY TESTED TO AND PASSED THE PERFORMANCE SPECIFICATIONS OF TABLE VIII OF MIL-DTL-32139



SUGGESTED HOLE PATTERN



ACTUAL SIZE



SECTION A-A

NOTES:  
 ▲ TAIL DIMENSIONS APPLY AT PLANE [A]

DIMENSIONS IN [ ] ARE IN MILLIMETERS UNLESS OTHERWISE NOTED AND ARE FOR REFERENCE ONLY

MATERIALS	THIRD ANGLE	THIS DRAWING CONTAINS CONFIDENTIAL AND PROPRIETARY INFORMATION WHICH IS THE PROPERTY OF OMNETICS CONNECTOR CORP. THIS DOCUMENT MAY NOT, IN WHOLE OR IN PART, BE DUPLICATED, OR DISCLOSED FOR ANY PURPOSE, WITHOUT WRITTEN PERMISSION FROM OMNETICS CONNECTOR CORP.	DATE	TITLE:
	-TOLERANCES-		05-10-04	(51) SOCKET FEMALE
	UNLESS OTHERWISE NOTED		DATE	Bi-Lobe® CONNECTOR
	DIMENSIONS IN INCHES		DATE	
2 PL DEC ± .01	DFTM. AAS			
3 PL DEC ± .005	CHK'D.			
4 PL DEC ± .0005	APP'D.			
ANGLES ± 1°				

**OMNETICS**  
 CONNECTOR CORPORATION  
 7260 COMMERCE CIRCLE EAST  
 MINNEAPOLIS, MN 55432  
 WWW.OMNETICS.COM

CAGE CODE 61873
DWG NO. A29500-051
SHEET 1 OF 1
SCALE: 3:1
REV J