


SMD TCXO 2.5 x 2.0 x 0.8 mm 7L Series



Features

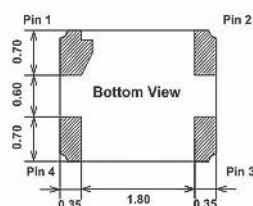
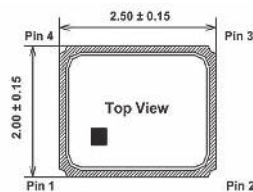
- Temperature Stability: ± 0.5 ppm ~ ± 2.0 ppm.
- Operating Temperature Range: -30 °C ~ 85 °C.
- Supply Voltage: 1.8 V ~ 3.3 V.
- Voltage Control Function Available.
- Frequencies: 16.367667 MHz, 16.368 MHz, 16.369 MHz, 19.2 MHz, 26 MHz, 33.6 MHz, 38.4 MHz, 40 MHz, 52 MHz.
- Applications: GPS, WiMAX, Cellular and Wireless Communications.
- RoHS Compliant / Pb Free.

Electrical Specifications

| Item / Type | | 7L |
|--|---|--|
| Output Type | | Clipped Sinewave |
| Output Load | | 10K Ω // 10 pF |
| Oscillation Mode | | Fundamental |
| Supply Voltage | | 1.8 ~ 3.3 V |
| Frequency Range | | 13 ~ 52 MHz |
| Clipped Sinewave Output Voltage | | 0.8 Vp-p Min. |
| Frequency Stability | Vs. Temperature (-30 ~ $+85$ °C) | $\pm 0.5 / \pm 2.0$ ppm |
| | Vs. Load (Load varies ± 10 %) | ± 0.2 ppm Max. |
| | Vs. Supply Voltage (V_{cc} = Typical ± 0.1 V) | ± 0.2 ppm Max. |
| Frequency Tolerance | at 25 °C after 2 Reflows with Typical Applied to Auto Frequency Control Pin | ± 2.5 ppm Max. |
| Slope of Frequency Drift | | ± 0.1 ppm / °C Typical ; ± 0.5 ppm / °C Max. |
| Storage Temperature Range | | -40 ~ $+85$ °C |
| Auto Frequency Control (AFC) Range * | | ± 7 ~ ± 16 ppm (1.4V \pm 1V) |
| Supply Current | | 2.0 mA Max. |
| Start-up Time | | 5 ms Max. |
| Harmonics | | - 5 dBc Max. |
| Phase Noise at 1 kHz offset | | - 130 dBc / Hz |
| Aging (at 25 °C) | | ± 1 ppm / year Max. |

* AFC Range is selective and disable is acceptable.

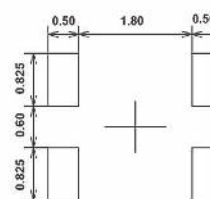
Dimensions



Pin Connection

| Name | Connection |
|-------|------------|
| Pin 1 | AFC or GND |
| Pin 2 | GND |
| Pin 3 | OUTPUT |
| Pin 4 | VCC |

Recommended Land Pattern



Units: mm