PART NUMBER	REV	FIRST USED	TERMINATOR	FEED TYPE	DESCRIPTION
1426116-1	F	-	LEADMAKER	MECH POST FEED	CUTS CARRIER
1426116-2	F	-	BENCH	MECH PRE FEED	CUTS CARRIER
1426116-6	F	-	LEADMAKER	MECH POST FEED	CONTINUOUS CARRIER
7-1426116-1	F	-	LEADMAKER	MECH POST FEED	-1 AND SPARE PARTS
7-1426116-2	F	-	BENCH	MECH PRE FEED	-2 AND SPARE PARTS
7-1426116-6	F	-	LEADMAKER	MECH POST FEED	-6 AND SPARE PARTS
7-1426116-7	D	-	-	-	SPARE PARTS KIT

CRIMP DATA

AMP TERMINAL AMP CRIMP SPECS

TERMINAL NAME: FASTON .250 SRS PIGGY-BACK REC CONTACT.

CRIMP	SIZE	TYPE	RANGE
WIRE	2.79 [.110 IN]	F	0.75MM²-2.00MM² (18-14 AWG)
INSUL	4.57 [.180 IN]	F	3.0-4.3 [.120-.170 IN]

WIRE STRIP LENGTH
4.80-5.60 [.189-.220 IN]

APPL INSTRUCTION
408-8322

TERMINAL	-	-	FEED
APPL SPEC	114-3118	-	20.32 [.800 IN]

TERMINALS APPLIED

160739	-	-	-	-
150645	-	-	-	-
-	-	-	-	-
-	-	-	-	-
-	-	-	-	-
-	-	-	-	-
-	-	-	-	-
-	-	-	-	-

WIRE SIZE mm² AWG	CRIMP HEIGHT 4	PIN PN & LENGTH [IN]
14 AWG	1.76 ±0.05 [.069 ±.002 IN]	354779-4 [.3010]
2.00MM²	1.74 ±0.05 [.069 ±.002 IN]	354779-4 [.3010]
1.50MM²	1.60 ±0.05 [.063 ±.002 IN]	1-354779-6 [.3070]
16 AWG	1.55 ±0.05 [.061 ±.002 IN]	2-354779-0 [.3090]
1.00MM²	1.46 ±0.05 [.057 ±.002 IN]	2-354779-8 [.3130]
18 AWG	1.40 ±0.05 [.055 ±.002 IN]	3-354779-4 [.3160]
0.75MM²	1.39 ±0.05 [.055 ±.002 IN]	3-354779-6 [.3170]
-	-	-
-	-	-
-	-	-
-	-	-
-	-	-
-	-	-
-	-	-
-	-	-

1. RECOMMENDED SPARE PARTS.
2. GREASE RAM, CAM, CAM FOLLOWER AND FEED ROD LIGHTLY.
3. LUBRICATE DAILY PER THE APPLICATOR INSTRUCTION SHEET SUPPLIED WITH THE APPLICATOR.
4. CRIMP HEIGHTS CALCULATED TO SUIT GERMAN MARKET.

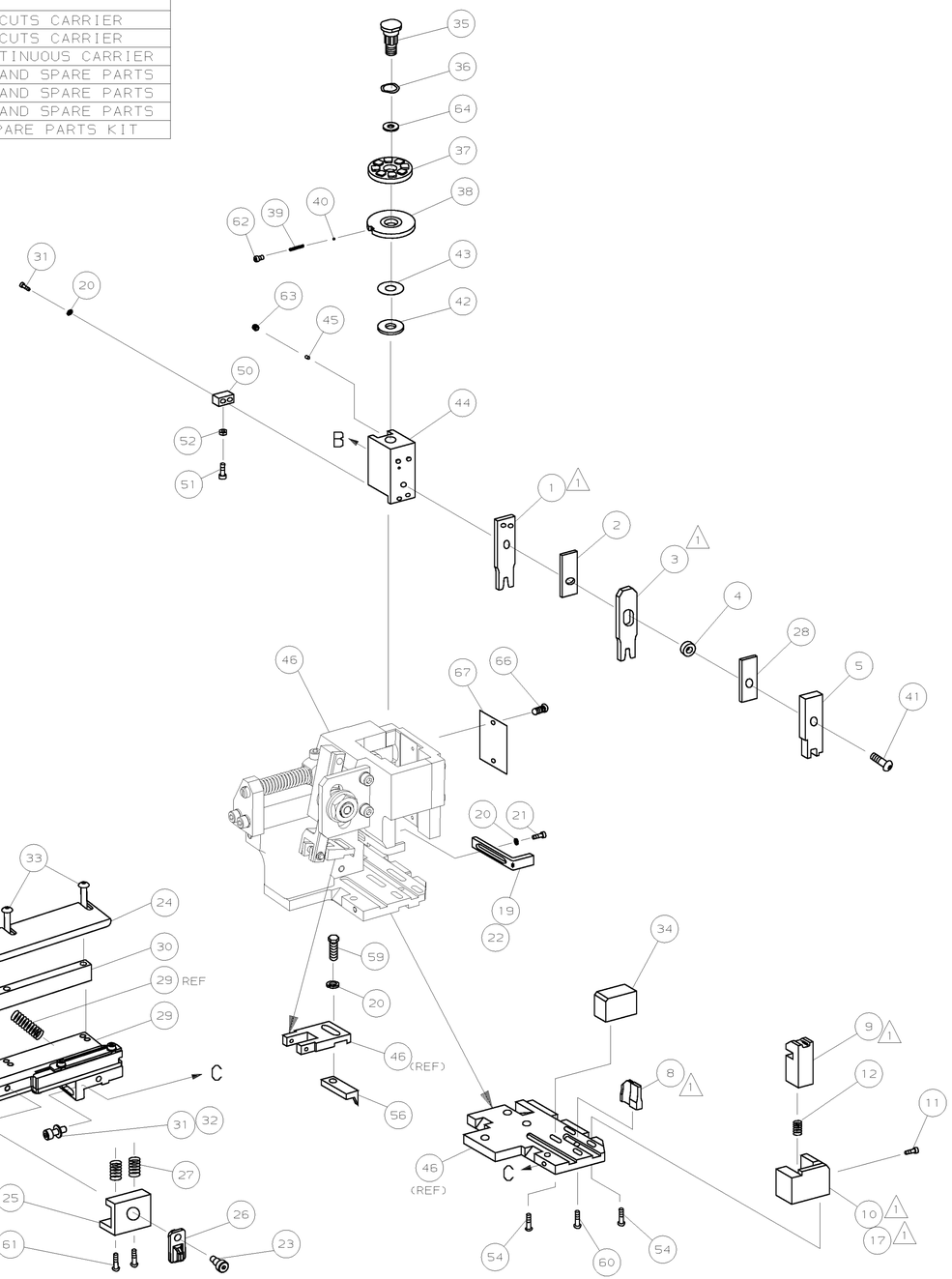

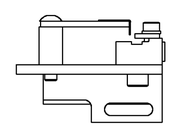

GUIDE OFF INSULATION BARREL

VIEW B ROTATED 180°

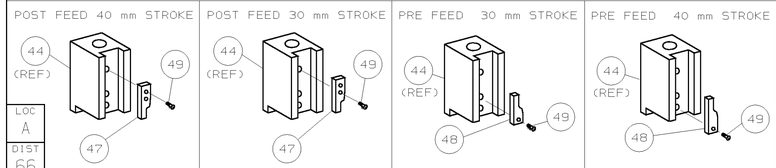

									73
-	1	1	1	1	1	1	1426116	PRINT, APPLICATOR LOG SHEET	72
-	1	1	1	1	1	1	1338705-1	DOCUMENTATION PACKAGE	71
									70
									69
									68
-	1	1	1	1	1	1	461264-1	PLATE, IDENTIFICATION	67
-	2	2	2	2	2	2	21017-2	SCR,DRIVE(#2x.19)ID PLATE	66
									65
-	1	1	1	1	1	1	986950-1	WASHER, FLAT PRECISION	64
-	1	1	1	1	1	1	3-18031-0	SCR,SKT SET(M6X6)RAM	63
-	1	1	1	1	1	1	18023-9	SCR,SHC(M4X6)INS DISC	62
-	2	2	2	2	2	2	1-18024-5	SCR,BHC(M5X25)DRAG	61
-	1	1	1	1	1	1	18024-7	SCR,BHC(M4X10)ANVIL	60
-	1	1	1	1	1	1	5-18022-2	SCR,HEX(M4X8)FEED FINGER	59
									58
									57
-	1	1	1	1	1	1	1338685-1	PAWL, FEED	56
									55
-	4	4	4	4	4	4	18024-8	SCR,BHC(M4x12)SHEAR HOLDER	54
									53
-	1	1	1	1	1	1	18030-1	NUT,HEX(M3)HOLD DOWN	52
-	1	1	1	1	1	1	811242-5	BUMPER, HOLDDOWN	51
-	1	1	1	1	1	1	690753-2	SPACER, TONKER	50
-	1	1	1	1	1	1	18024-3	SCR,BHC(M3X10)CAM	49
-	-	1	-	-	1	-	1338675-1	CAM, PRE FEED 30 & 40 mm ST	48
-	1	-	1	1	-	1	1338676-1	CAM, POST FEED 30 & 40 mm ST	47
-	1	1	1	1	1	1	1320999-3	APPLICATOR BASIC SUBASSY	46
-	1	1	1	1	1	1	690191-1	PLUG, NYLON	45
-	1	1	1	1	1	1	1338660-1	RAM	44
-	1	1	1	1	1	1	690125-1	WASHER, LAMINATED	43
-	1	1	1	1	1	1	690124-1	WASHER, RAM	42
-	1	1	1	1	1	1	2-18024-6	SCR,BHC(M8X25)RAM	41
-	1	1	1	1	1	1	23241-1	BALL, STEEL	40
-	1	1	1	1	1	1	2-22278-7	SPRING, COMPRESSION	39
-	1	1	1	1	1	1	1320922-1	DISC, INSULATION	38
-	1	1	1	1	1	1	354777-1	WIRE DISC, PLASTIC	37
-	1	1	1	1	1	1	22480-5	WASHER, SPRING	36
-	1	1	1	1	1	1	690212-1	POST, RAM	35
-	1	1	1	1	1	1	1-1320934-0	SUPPORT, TERMINAL	34
-	2	2	2	2	2	2	1-18024-0	SCR,BHC(M4X20)STRIP GUIDE	33
-	1	1	1	1	1	1	18027-2	WASHER, FLAT(M4)	32
-	3	3	3	3	3	3	1-18023-2	SCR,SKT CAP(M4X12)MOUNT BLOCK	31
-	1	1	1	1	1	1	1320908-1	SPACER, STRIP GUIDE	30
-	1	1	1	1	1	1	1633073-1	STRIP GUIDE PLATE ASSY	29
-	1	1	1	1	1	1	1-455888-0	SPACER, FRONT SHEAR DEP	28
-	2	2	2	2	2	2	1-22284-0	SPRING, DRAG	27
-	1	1	1	1	1	1	356835-1	LEVER, DRAG RELEASE	26
-	1	1	1	1	1	1	240792-1	DRAG, TERMINAL	25
-	1	1	1	1	1	1	1320928-1	PLATE, STRIP GUIDE	24
-	1	1	1	1	1	1	980371-4	SCR,SHC SHLD	23
-	1	-	1	1	-	1	690472-2	STRIPPER	22
-	1	1	1	1	1	1	1-18023-1	SCR,SHC(M4X10)STRIPPER	21
-	4	4	4	4	4	4	18025-2	WASHER,LOCK(M4)STRIPPER	20
-	-	1	-	-	1	-	690472-1	STRIPPER	19
									18
1 -	1	-	-	1	-	-	1338684-1	HOLDER, SHEAR, FRONT (NO-CUT)	17
									16
									15
									14
									13
-	1	1	1	1	1	1	5-22280-0	SPRING, SHEAR	12
-	1	1	1	1	1	1	356885-4	STOP, SHEAR	11
1 -	-	1	1	-	1	1	1320921-1	HOLDER, SHEAR, FRONT (CUT)	10
1 -	1	1	1	1	1	1	454276-1	SHEAR, FLOAT (FRONT)	9
1 1	2	2	2	1	1	1	1333207-9	ANVIL	8
									7
									6
-	1	1	1	1	1	1	3-455889-6	DEPRESSOR, SHEAR (FRONT)	5
-	1	1	1	1	1	1	238011-4	SPACER, BLOCK CRIMPER	4
1	2	2	2	1	1	1	9-456134-7	CRIMPER, INSULATION	3
-	1	1	1	1	1	1	1-455888-3	SPACER, CRIMPER	2
1	2	2	2	1	1	1	4-456408-3	CRIMPER, WIRE	1
	-77	-76	-72	-71	-6	-2	-1	PART NO	DESCRIPTION	ITEM NO

QTY REQD PER ASSY — PARTS LIST

← REVISION OF EACH ASSY NO (WHEN BLANK, USE DWG REVISION)

P	F	LTR	REVISION RECORD	APP	DATE
	F	0150-1099-03	BH	OCT03
	E	0150-0784-03	CMR	JUL03
	D	0150-1392-02	TE	OCT02
	C	ECN 0150-0633-02	TE	5-02
	B	SEE ECN 015A-0465-01	LJL	JUN01
	A	SEE ECN 015A-0036-01	MC	JAN01

DIMENSIONS: mm [INCHES]
DO NOT SCALE PRINT.
TOLERANCES UNLESS OTHERWISE SPECIFIED:
1 PLC DEC ±0.5 [.02 IN]
2 PLC DEC ±-
3 PLC DEC ±-
ANGLES ± -
SURF TEXTURE: √
REMOVE BURRS, BREAK SHARP EDGES R0.38 MAX

MATL - - HT TR - - FIN - -

DR 28NOV00 L.LOFTHOUSE APP 28NOV00 F.BACKHURST
CHK - - REL 12-01-01 M.CLIFFORD

AMP Incorporated Harrisburg, PA 17105-3608

NAME SIDE FEED HD-I APPLICATOR
MACHINE REF HD-I APPL
SCALE - D DWG NO 1426116
SHEET 1 OF 1 REV F

CAGE CODE 00779 CUSTOMER AND ASSEMBLY DRAWING
RESTRICTED TO —

LOC A DIST 66

SET UP GAGE 458637-3
LAYOUT L1426116

THIS DRAWING IS A CONTROLLED DOCUMENT.
THIS DRAWING IS UNPUBLISHED. © COPYRIGHT 2000 BY AMP INCORPORATED. ALL RIGHTS RESERVED. RELEASED FOR PUBLICATION 2000