


[Request Samples](#)
[Check Inventory](#)


FEATURES

- Shielded construction
- Soft saturation
- Low DCR per cubic mm
- Designed for switching frequencies between 100KHz-2MHz
- Automotive option available upon request



ELECTRICAL SPECIFICATIONS @ 25°C

PART NUMBER*	INDUCTANCE (uH)	TOLERANCE (%)	IRMS (A)	ISAT (A)	DC RESISTANCE (mΩ)		TYPE
					TYP	MAX	
AMDLA1306S-R10NT	0.10	30	60	115	0.2	0.25	Non-Lead Frame
AMDLA1306S-R22MT	0.22	20	42	105	0.4	0.46	Non-Lead Frame
AMDLA1306S-R47MT	0.47	20	35	58	0.88	1.02	Non-Lead Frame
AMDLA1306S-R56MT	0.56	20	33.5	50	1.10	1.3	Non-Lead Frame
AMDLA1306S-R68MT	0.68	20	33	46	1.25	1.5	Non-Lead Frame
AMDLA1306S-R82MT	0.82	20	31	39	1.30	1.65	Non-Lead Frame
AMDLA1306S-1R0MT	1.0	20	29	36	1.50	1.8	Non-Lead Frame
AMDLA1306S-1R2MT	1.2	20	27	33	1.80	2.2	Non-Lead Frame
AMDLA1306S-1R5MT	1.5	20	25	30	2.20	2.53	Non-Lead Frame
AMDLA1306S-1R8MT	1.8	20	23	27	3.20	3.6	Non-Lead Frame
AMDLA1306S-2R2MT	2.2	20	21	24	3.70	4.2	Lead Frame
AMDLA1306S-3R3MT	3.3	20	19	22.5	5.30	6.2	Lead Frame
AMDLA1306S-4R7MT	4.7	20	17	21	6.80	8	Lead Frame
AMDLA1306S-5R6MT	5.6	20	15	19.5	8.30	9.8	Lead Frame
AMDLA1306S-6R8MT	6.8	20	14	18	9.80	11.3	Lead Frame
AMDLA1306S-8R2MT	8.2	20	12.5	17	12	13.8	Lead Frame
AMDLA1306S-100MT	10	20	11	15	13	15.8	Lead Frame
AMDLA1306S-220MT	22.0	20	8	9	31	35	Lead Frame
AMDLA1306S-330MT	33.0	20	6.5	8	46	55	Lead Frame
AMDLA1306S-470MT	47.0	20	5.7	6.8	58	67	Lead Frame
AMDLA1306S-680MT	68.0	20	4.8	5	82	100	Lead Frame
AMDLA1306S-820MT	82.0	20	4	4.2	110	132	Lead Frame
AMDLA1306S-101MT	100.0	20	3.8	4	140	161	Lead Frame

* Please refer to Part Identification section

Test Conditions

Inductance: 100 kHz, 1V, 0 Adc

Humidity Range: 85 ± 2% RH

Temperature Rise Current: Current measured at Δ T of 40°C

Saturation Current: Current measured at Δ L of 30%

PART BUILDER



1. Tolerance: M = 20%
N = 30%

2. Packaging: B = Bulk
T = Tape and Reel (500pcs/reel)

*Refer to Electrical Specification table

GENERAL SPECIFICATIONS

Operating Temperature:

-55°C to +155°C with (40°C rise) Irms current.

Maximum Part Temperature: +155°C

Components Storage Temperature: -55°C to +125°C

Tape and Reel Packaging Temperature:

-55°C to +80°C

MSL: Level 1

MATERIALS

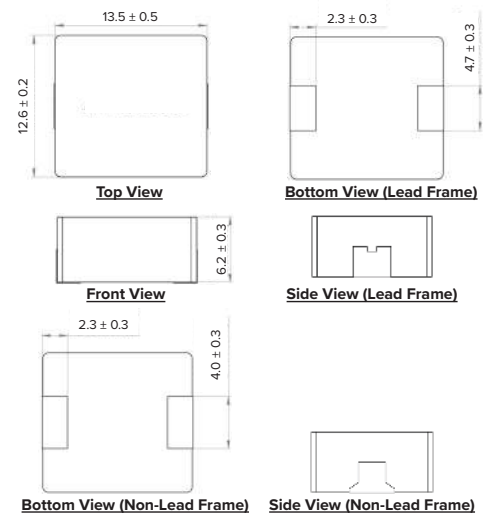
Core: Metal Alloy

Wire: Copper

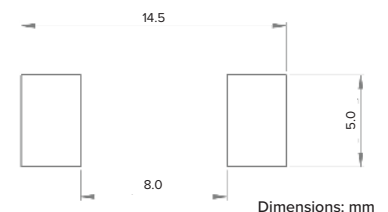
Terminal: Tin Plating

Ink: Black

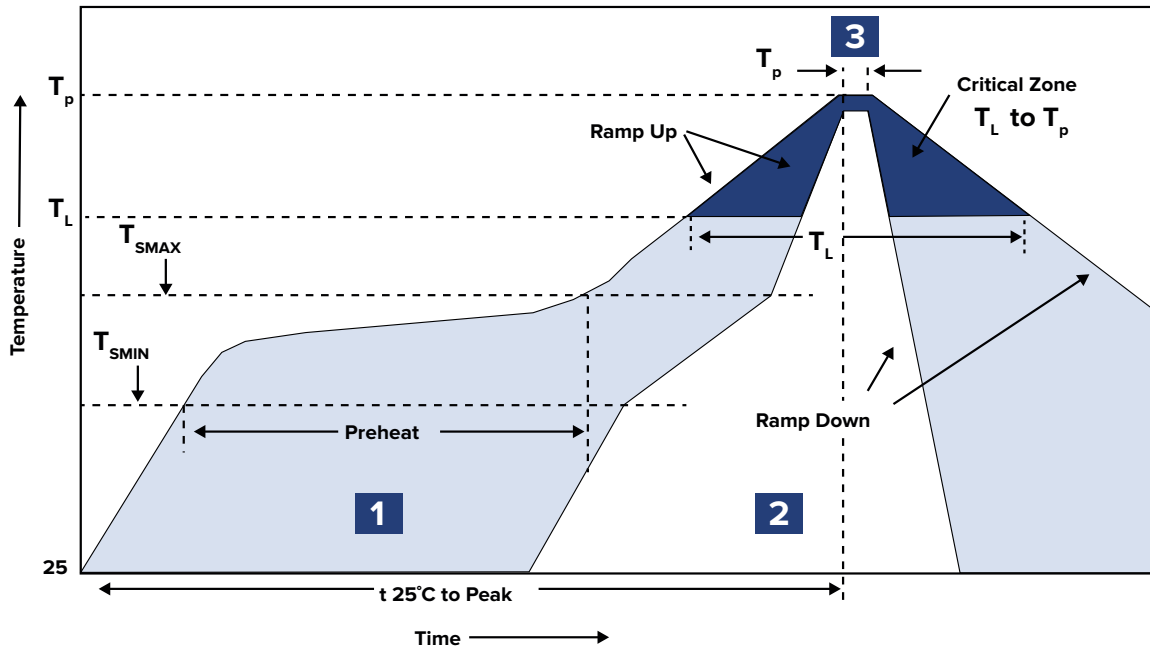
PRODUCT DIMENSIONS



RECOMMENDED LANDING PATTERN



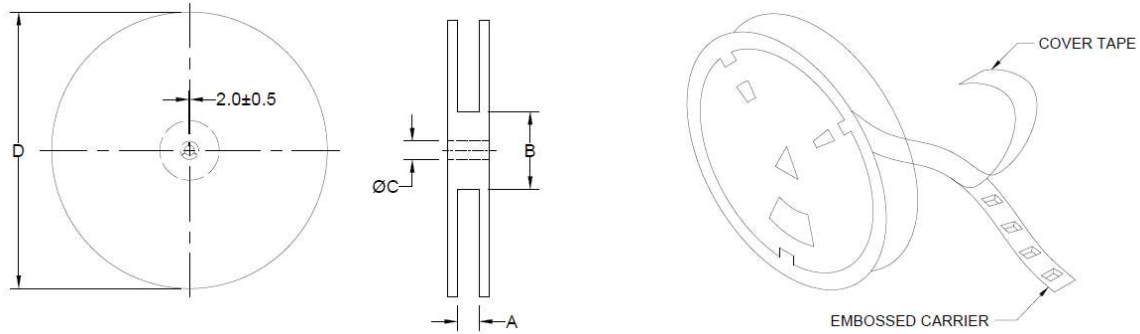
RECOMMENDED REFLOW PROFILE



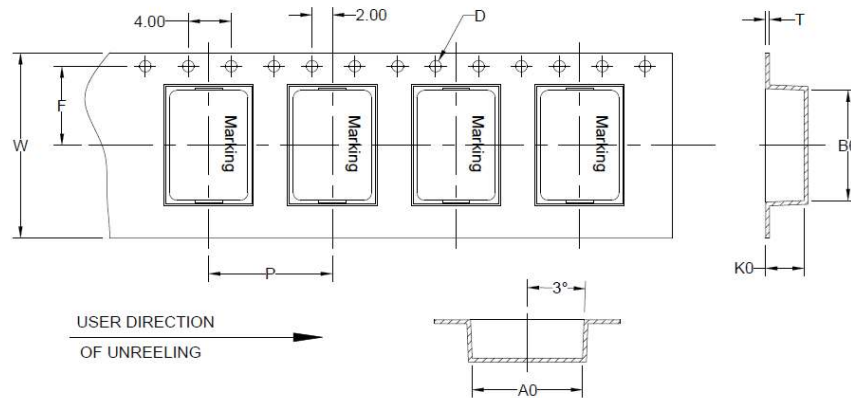
ZONE	DESCRIPTION	TEMPERATURE	TIMES
1	Preheat	$T_{smin} \sim T_{smax}$ 150°C ~ 200°C	60 ~ 180 sec.
2	Reflow	T_L 217°C	60 ~ 150 sec.
3	Peak Heat	T_p 260°C	10 sec. MAX

PACKAGING

Tape and Reel: 500
 Units per Carton: 4,000
 T&R per Carton: 8
 Weight per Carton: 271 kg
 Weight per Unit: 5.5 g
 Carton Dimensions: 410 x 325 x 415 mm



TYPE	A	B	C	D
13" x 24 mm	24.4 +2/-0	100.0 ± 2.0	13.5 +0.5/-0.2	330.0



B ₀	A ₀	K ₀	P	W	F	T	D
14.1 ± 0.1	12.9 ± 0.1	7.0 ± 0.1	16.0 ± 0.1	24.0 ± 0.3	11.5 ± 0.1	0.35 ± 0.05	1.5 ± 0.1

Dimensions: mm

This product is commercial off-the-shelf (COTS) and not specifically designed for automotive, military, aviation, aerospace, implantable, life-dependent medical or safety applications. This product is not recommended for use in any application requiring high reliability in which component failure could result in loss of life and/or property damage without prior written approval from Abracon. Specifications are subject to change without notice. Contact Abracon for more information.