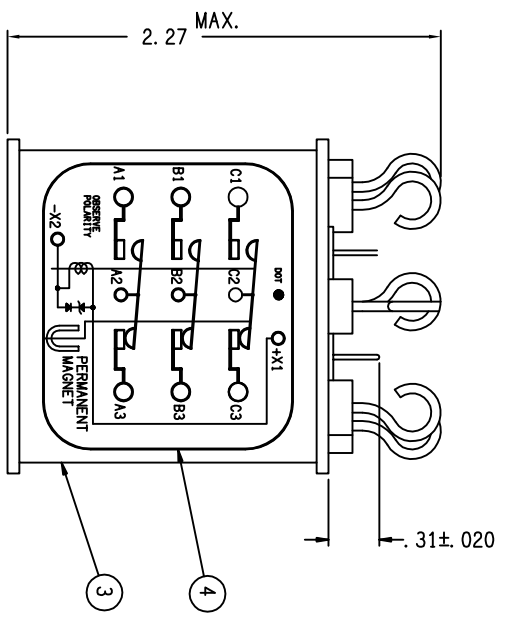
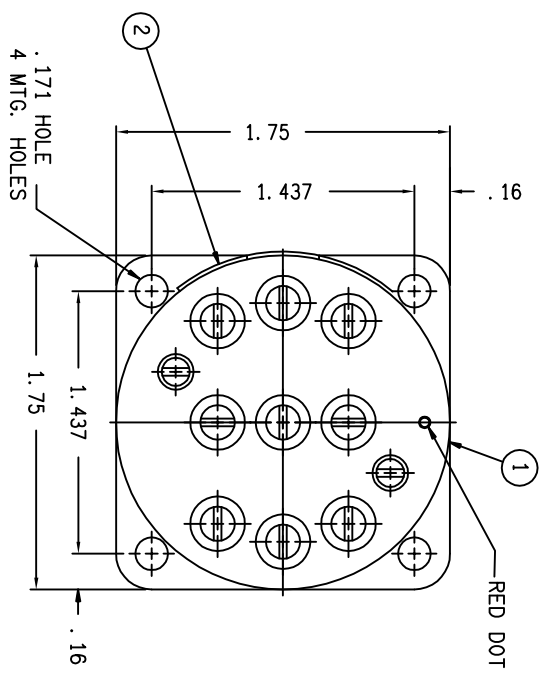


REVISIONS		RELEASED	DATE	APPROVED
REV.	DESCRIPTION			
E	22635 REDRAWN, ADDED NOTE 3.		93/01/27	WS
F	32627 FIND NOS 5 & 6 ADDED		97/04/14	RS
G	11-022347 REMOVED ITEMS 5 & 6		11/09/25	CB
H	12-020166 ADDED NOTE 4		12/11/15	MM



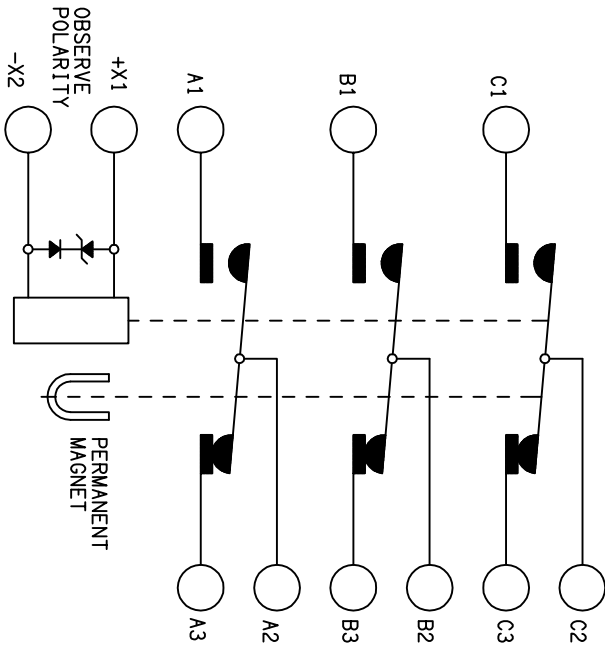
CONSTRUCTION

VOLTAGE (NOMINAL) 115/200 VAC 400 HZ
 CURRENT: RES. 25 AMP
 IND. 20 AMP
 MOTOR 15 AMP

HERMETICALLY SEALED
 3PDT SIDESTABLE

COIL DATA: DUTY CYCLE CONTINUOUS
 NOM. COIL VOLTAGE 28 TO 31 VDC
 PICKUP MAX. 18 VDC
 DROPOUT VOLTAGE 1.5 V TO 7.0 V
 RESISTANCE 290 OHM # 20% AT 25

ENVIRONMENTAL DATA
 AMBIENT TEMP. -55 TO + 71
 ALTITUDE 80,000 FT. MAX.
 LIFE ELECTRICAL 50,000 CYCLES MIN.
 LIFE MECHANICAL 100,000
 WEIGHT MAX. (EST.) 6.5 OZ.



- NOTE:
1. COIL TRANSIENT VOLTAGE LIMITED TO #42 V REF. TO ZERO V.
 2. TRANSFER TIME 1.5 MS. MIN. AT 28 VDC AT 25.
 3. CHECK ORIENTATION OF HOOK TERM. B2 TO CORRECTLY PLACE THE RED DOT ON THE UNIT.
 4. ILLUSTRATIONS FOR REF. ONLY. PRODUCT MEETS ALL FUNCTIONAL AND DIMENSIONAL REQUIREMENTS.

FIND NO	QTY	PART OR IDENTIFYING NO	NOMENCLATURE OR DESCRIPTION	FSCM NO	DRAWING OR SPECIFICATION	MATERIAL OR NOTE
6						
5						
4	1	35119-001	PLATE - WIRING DIAGRAM			
3	1	20473-070	CONTACTOR ASSEMBLY - PRI.			
2	1	17959-001	PLATE - WARNING			
1	1	16043-001	PLATE - NAME			

UNLESS OTHERWISE SPECIFIED DIMENSIONS ARE IN INCHES TOLERANCES ON

2 PL. DEC. 13 PL. DEC. ANGLES DR BY RLS 97/04/25
 F. O3 F. 010 ± 1° CHK BY RS 97/04/30
 ENGR FW 97/04/25 MFG CE 97/04/30

SCALE NONE SHEET

DWG NO. DH-14B-3

REF TE P/N 1616037-1

3TE
 Hartman Division, 175 N. Diamond Street, Mansfield, Ohio 44902

CONTACTOR - 3PDT SIDESTABLE
 25 AMP, 115/200V, 400HZ