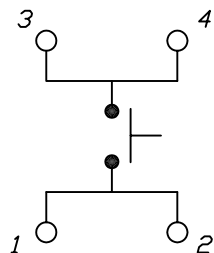


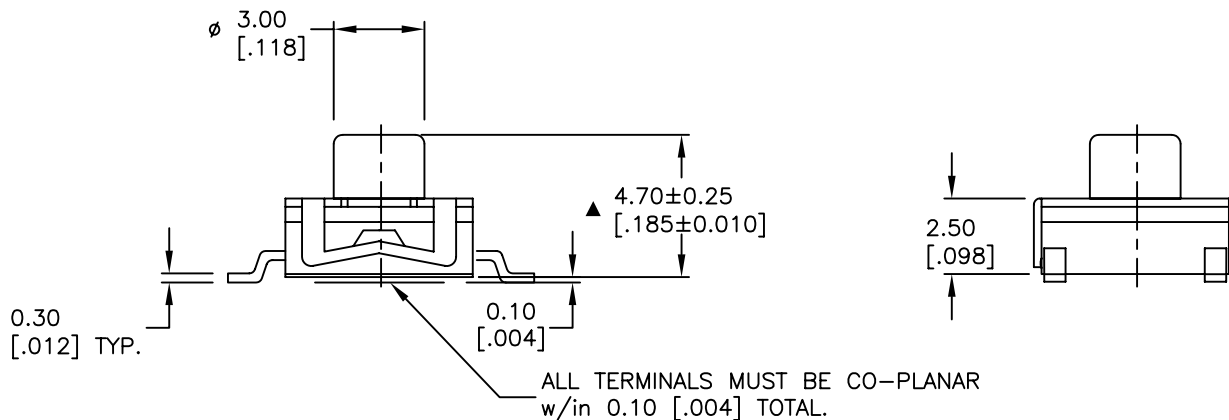
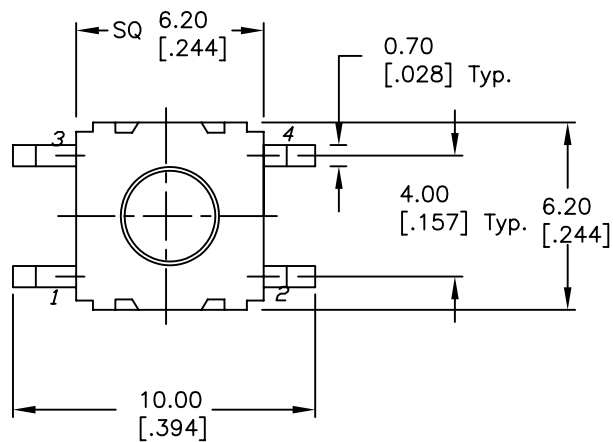
RECOMMENDED P.C.B. LAYOUT



CIRCUIT: SPST
CONTACT CONFIGURATION

NOTES:

1. ALL DIMENSIONS IN MM [INCH]
2. GENERAL TOLERANCE: X.X=±0.4
X.XX=±0.25
3. TERM. NOS. FOR REF. ONLY
4. RATING: 50mA, @12V DC
5. TRAVEL: 0.25 +0.2/-0.1mm
6. CONTACT RESISTANCE: 20 MILLIOHMS INITIAL.
7. ELECTRICAL LIFE: 100,000 CYCLES
- ▲ 8. OPERATING FORCE: 300±50 GF
- ▲ 9. PACKAGING: TAPE AND REEL.
10. ▲ DENOTES CRITICAL PARAMETER.



C	14917	REMOVE EPOXY ON TERMINALS	5/20/05	BK
B	14843	REMOVE NOTE 10	4/8/05	AR
A	14516	RELEASED FOR PRODUCTION	11/17/04	AR
REV.	ECN No.	DESCRIPTION	DATE	CHKD

THE INFORMATION CONTAINED IN THIS DOCUMENT IS PROPRIETARY TO E-SWITCH AND IS NOT TO BE COPIED OR TRANSFERRED

E-SWITCH®

TITLE				
TL6304CF300QG				
SCALE	DATE	DR	DWG	REV
4:1	11/17/04	AR	D310704	C