

DIP HC49/S

11.4x 4.6 x 3.4mm 2PINS



MDH Technology Co.,Ltd

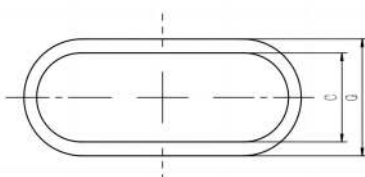
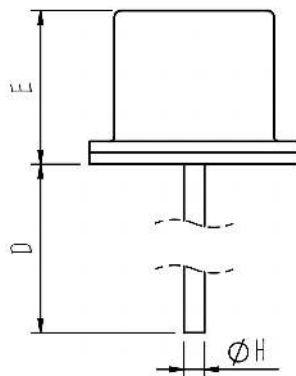
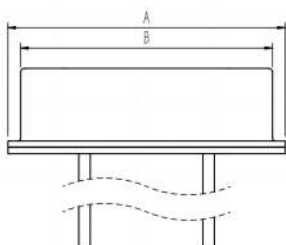
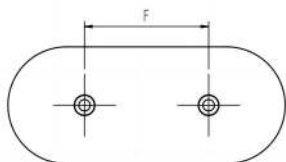
ELECTRICAL CHARACTERISTICS

PARAMETERS	CONDITIONS	HC49/S			UNIT
		MIN	TYP	MAX	
Frequency		3.5		64	MHz
Mode	Fundamental	-	-	-	-
Frequency Tolerance	At 25°C	± 10		± 50	ppm
Frequency Stability		± 10		± 50	ppm
Operating Temperature	-20~+70°C, -40~+85°C, or specify				°C
Equivalent Series Resistance	See Table 1				Ω
Shut Capacitance	C0			7	pF
Load Capacitance	-	8pF, or specify			pF
Drive Level	DL		100		uW
Storage Temperature	-	-55		+125	°C
Aging	-			± 3	ppm/Year

TABLE 1 - STANDARD ESR

Frequency(MHz)	ESR Ω Max.	3rd Overtone	ESR Ω Max.
3.500~5.000	150	24.000~40.000	150
5.000~6.000	120	40.000~64.000	80
6.500~7.000	100		
7.000~10.000	80		
10.000~13.000	70		
13.000~33.000	50		

DIMENSIONS



A	10.90±0.5	B	9.90±0.3	C	3.50±0.2
D	7.50±0.3	E	3.36±0.2	F	4.88±0.2
G	4.60±0.2	H	0.45±0.1		