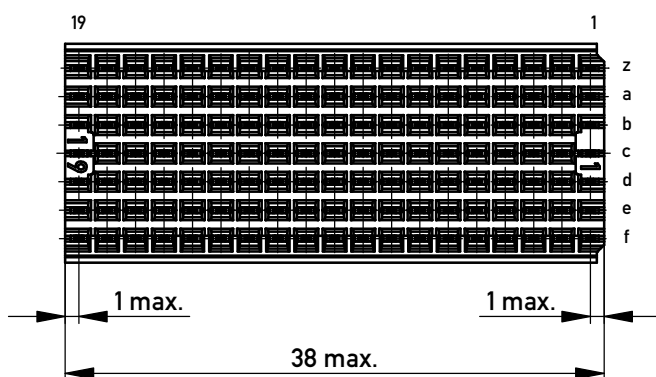
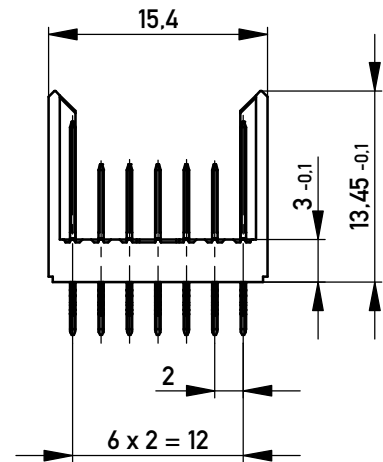
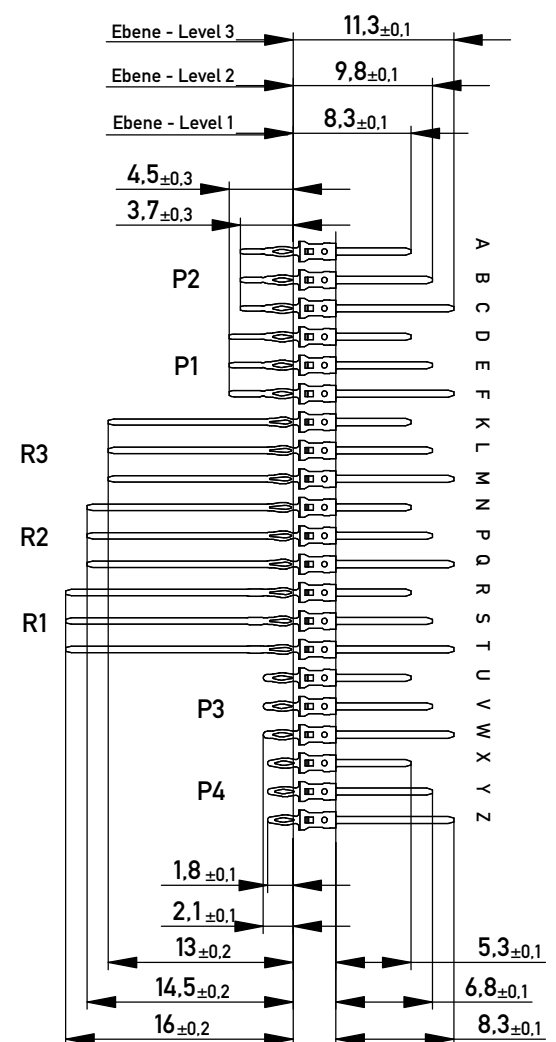
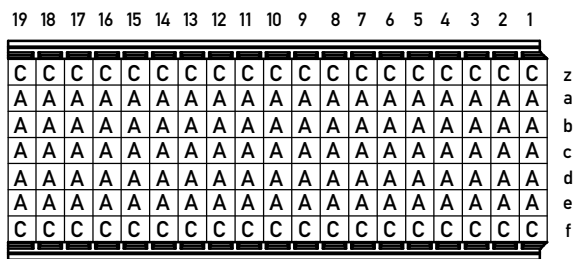


EN Zone für durchkontaktierte Löcher  $\phi 0,6 \pm 0,05$   
compliant zone for thru hole  $\phi 0,6 \pm 0,05$

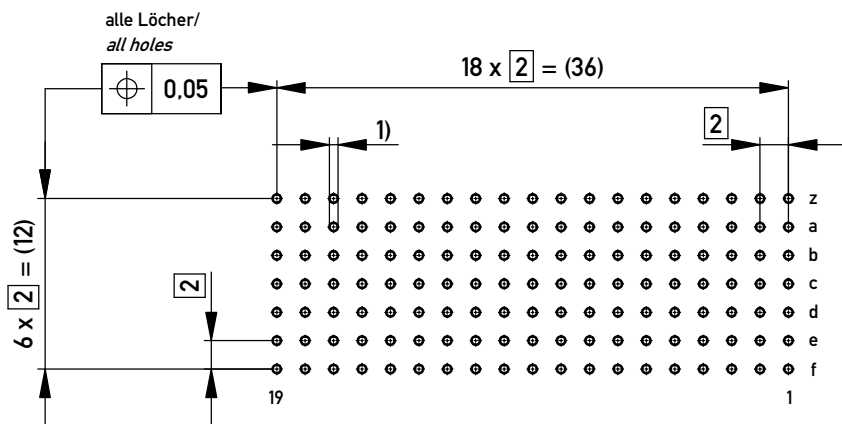


Bestückungsplan / contact layout



Lochbild für Leiterplatte  
(Bestückungsseite)

Board hole pattern  
(Component mounting side)



- 1)  $\phi 0,6 \pm 0,05$  Durchmesser des metallisierten Loches  
 $\phi 0,6 \pm 0,05$  Diameter of finished plated-through hole

Schichtaufbau im metallisierten Loch siehe Zeichnung 164062 Nr. 1  
Metal plating of plated-through hole see drawing 164062 No. 1

Fehlende Maße und Angaben nach IEC 61076-4-101  
Missing information and dimensions per IEC 61076-4-101

Variante 223339 beachten!  
Refer to version 223339!

Information: P2 Level 1, 3 siehe Bestückungsplan / see contact layout Anforderungsstufe 2 / class 2	Tolerances  All Dimensions in mm	Scale 2:1	Angaben zu entsprechender Ident-Nr. siehe Fertigungsunterlagen For further information about I.D. number see manufacturing document
		Designation <b>ERmet Messerleiste B19</b> <b>ERmet Male Wide Type B19</b>	
All rights reserved. Only for Information. To ensure that this is the latest version of this drawing, please contact one of the ERNI companies before using.		Subject to modification without prior notice. Drawing will not be updated.	
Copyright by ERNI Production GmbH & Co. KG Proprietary notice pursuant to ISO 16016 to be observed.		www.ERNI.com	
d Index	23.01.2018 Date	104108 Class ERMB19	I A3