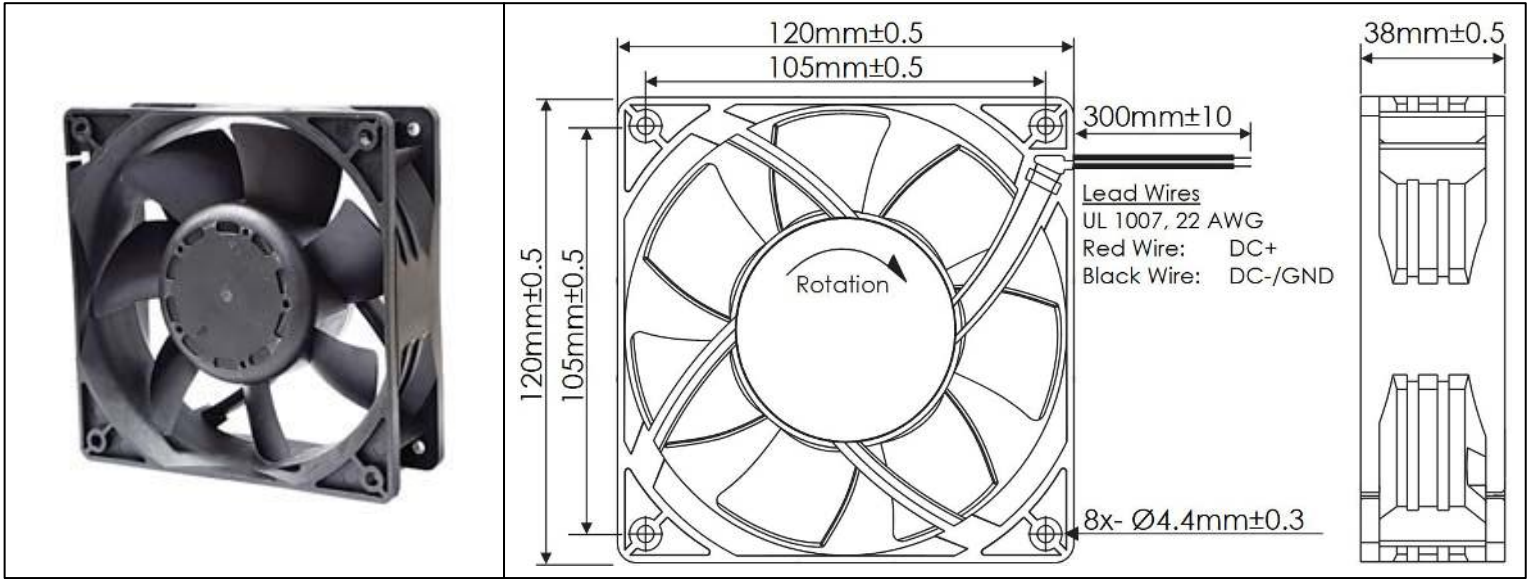


OD1238 XE Series



DC Fans - 12, 24, 48V
120mm x 38mm (4.7" x 1.5")



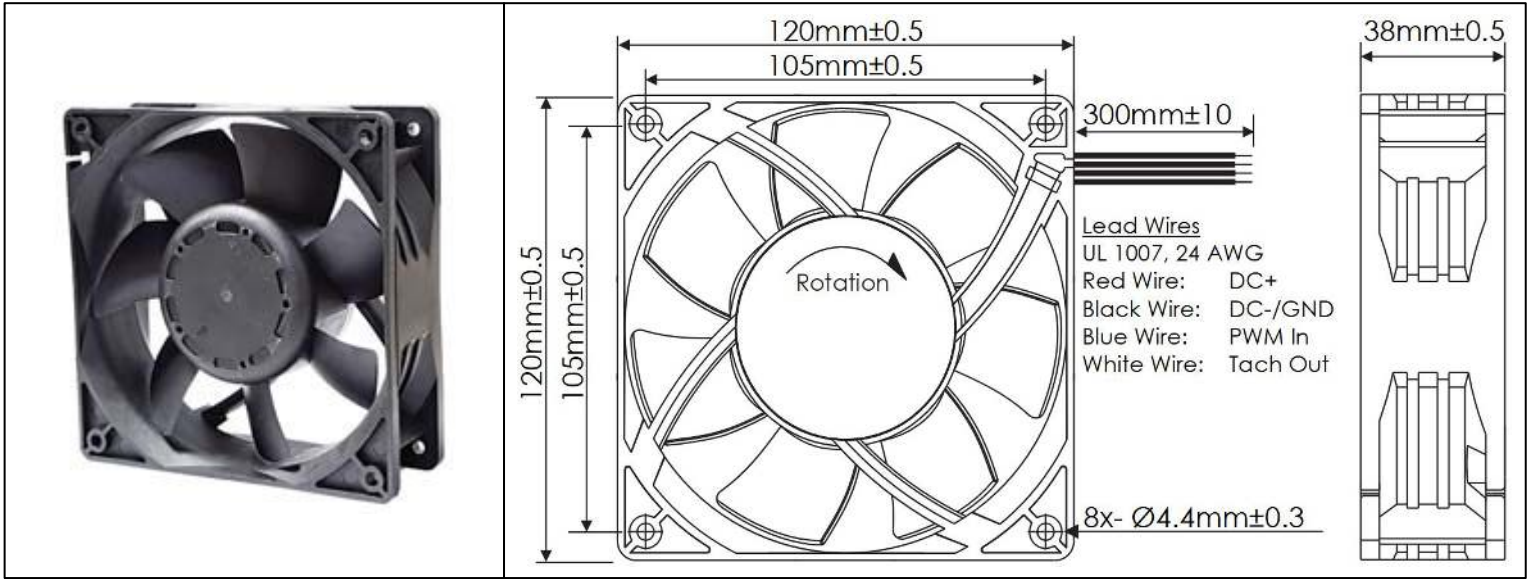
Frame	PBT, UL94 V-0 Plastic	<u>Operating Temperature</u> -20°C ~ +65°C <u>Storage Temperature</u> -20°C ~ +75°C <u>Life Expectancy</u> 70,000 Hours (L10 at 40°C) <u>Available Options</u> PWM & Temp Speed Control Tachometer Output Alarm Output IP55, IP68, IP69K GR-487 Salt Fog Rated Weight: 0.62 lbs	
Impeller	PBT, UL94 V-0 Plastic		
Connection	2x Leads Wires, 22 AWG		
Motor	Brushless DC, Auto Cutoff, Auto Restart, Electronically Protected, Polarity Protected		
Bearing System	Ball Bearings		
Dielectric Strength	500VDC/min, <1mA		
Insulation Resistance	≥10M Ohm @ 500 VDC		

Part Number	Rated Voltage (Volts DC)	Voltage Range (Volts DC)	Input Power (Watts)	Rated Current (Amps)	Rated Speed (RPM)	Max Airflow (CFM)	Noise Level (dBA)	Max Static Pressure ("H ₂ O)
OD1238-12HBXE	12	9 ~ 13.8	46.0	3.8	5175	238.8	62.1	1.10
OD1238-12MBXE	12	9 ~ 13.8	34.0	2.8	4650	209.7	59.3	0.85
OD1238-24HBXE	24	16 ~ 26.0	46.0	1.9	5175	238.8	62.1	1.10
OD1238-24MBXE	24	16 ~ 26.0	34.0	1.4	4650	209.7	59.3	0.85
OD1238-48HBXE	48	30 ~ 52.8	44.6	0.9	5175	238.8	62.1	1.10
OD1238-48MBXE	48	30 ~ 52.8	34.0	0.7	4650	209.7	59.3	0.85

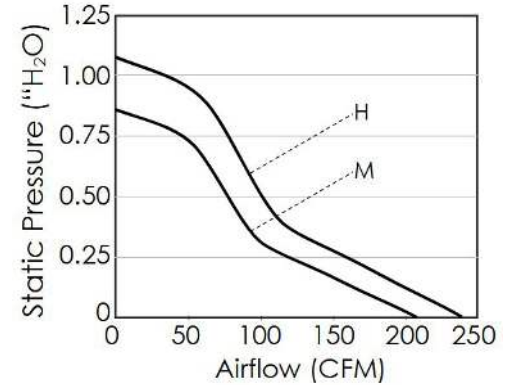
OD1238 XE Series with PWM and Tach



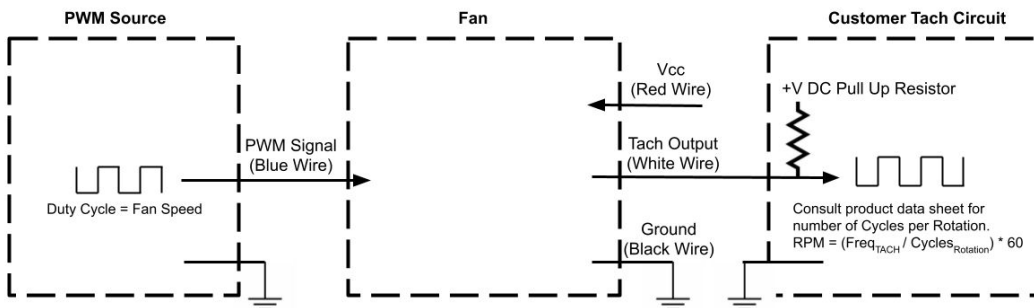
DC Fans - 12, 24, 48V
120mm x 38mm (4.7" x 1.5")



Frame	PBT, UL94 V-0 Plastic	Operating Temperature	-20°C ~ +65°C
Impeller	PBT, UL94 V-0 Plastic	Storage Temperature	-20°C ~ +75°C
Connection	4x Leads Wires, 24 AWG	Life Expectancy	70,000 Hours (L10 at 40°C)
Motor	Brushless DC, Auto Cutoff, Auto Restart, Electronically Protected, Polarity Protected	Installed Options	PWM Speed Control Open Collector Tach Output
Bearing System	Ball Bearings	Weight:	0.62 lbs
Dielectric Strength	500VDC/min, <1mA		
Insulation Resistance	≥10M Ohm @ 500 VDC		



Part Number	Rated Voltage (Volts DC)	Voltage Range (Volts DC)	Input Power (Watts)	Rated Current (Amps)	Rated Speed (RPM)	Max Airflow (CFM)	Noise Level (dBA)	Max Static Pressure ("H ₂ O)
OD1238-12HBXE10A	12	9 ~ 13.8	46.0	3.8	5175	238.8	62.1	1.10
OD1238-12MBXE10A	12	9 ~ 13.8	34.0	2.8	4650	209.7	59.3	0.85
OD1238-24HBXE10A	24	16 ~ 26.0	46.0	1.9	5175	238.8	62.1	1.10
OD1238-24MBXE10A	24	16 ~ 26.0	34.0	1.4	4650	209.7	59.3	0.85
OD1238-48HBXE10A	48	30 ~ 52.8	44.6	0.9	5175	238.8	62.1	1.10
OD1238-48MBXE10A	48	30 ~ 52.8	34.0	0.7	4650	209.7	59.3	0.85



Tach Max Pullup Voltage: Fan Vcc
 Tach Max Sink Current: 5mA
 Tach Cycles per Rotation: 2
 PWM Max High Voltage: 5V
 PWM Max Sink Current: 5mA
 PWM Frequency Range: 1KHz-40KHz
 PWM Typical Frequency: 25KHz
 RPM at 0% Duty Cycle: 0 RPM
 RPM will be full speed if PWM input is disconnected.
 RPM will be 0 RPM if PWM input is grounded.