

PART NUMBER CODING

C _ **DSKH** - **S1139**

MATERIAL (INSULATOR/CONTACT)

R = PPS/PHOSPHOR BRONZE

OPERATING TEMP: -65°C TO +125°C
PROCESSING TEMP: 260°C FOR 120 SECS MAX

A = PPS/BERYLLIUM COPPER

OPERATING TEMP: -65°C TO +150°C
PROCESSING TEMP: 260°C FOR 120 SECS MAX

NUMBER OF POSITIONS

(CONTACTS PER ROW)

PLATING

ALL PLATINGS ARE LEAD FREE AND HAVE .000050" NICKEL UNDERPLATE

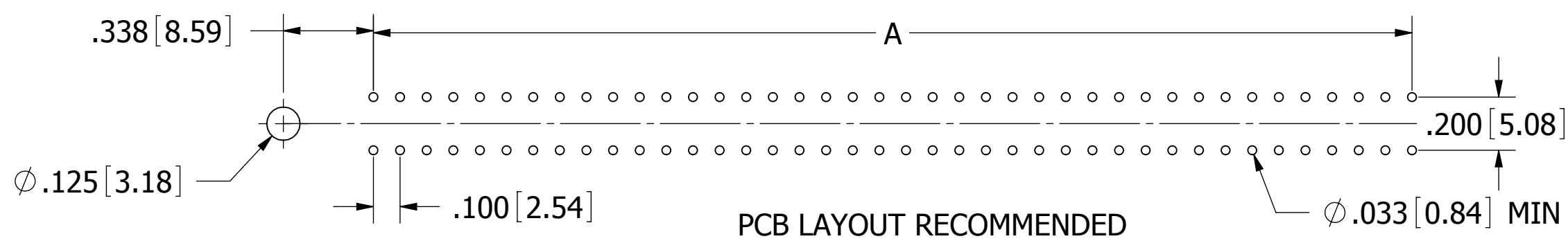
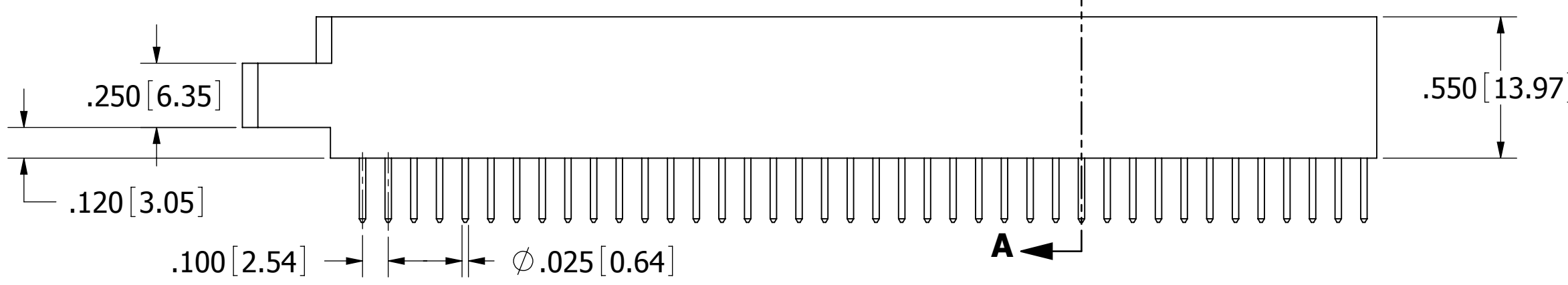
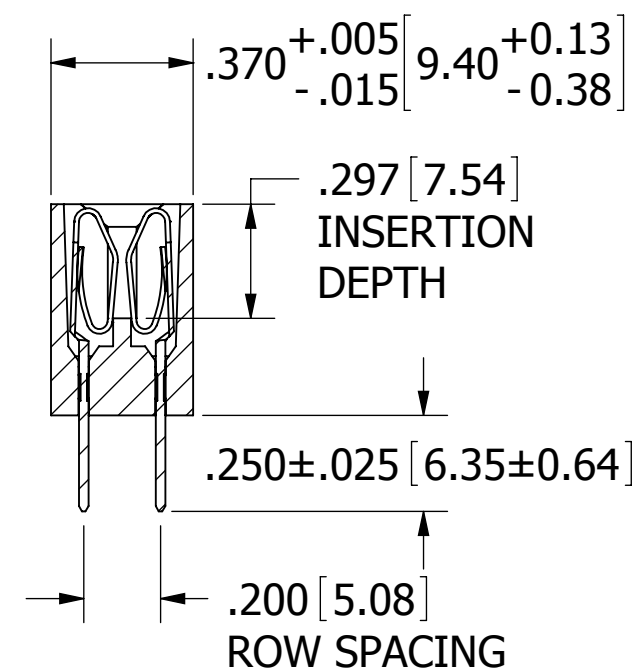
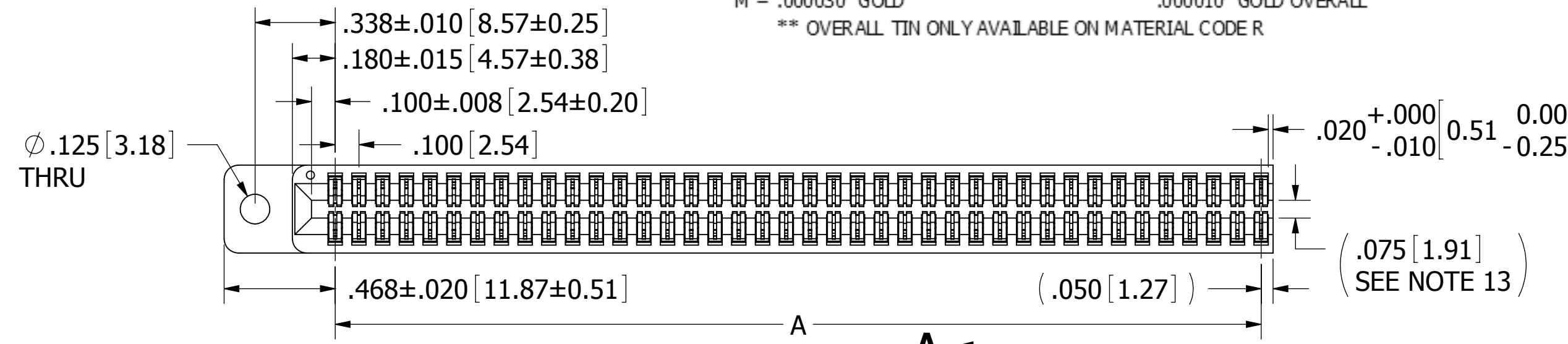
CONTACT SURFACE	TERMINATION
G = .000010" GOLD	.000005" GOLD
Y = .000030" GOLD	.000005" GOLD
B = .000010" GOLD	.000100" PURE TIN, MATTE
C = .000030" GOLD	.000100" PURE TIN, MATTE
**E = .000100" PURE TIN, MATTE, OVERALL	
S = .000010" GOLD OVERALL	
M = .000030" GOLD	.000010" GOLD OVERALL

** OVERALL TIN ONLY AVAILABLE ON MATERIAL CODE R

REVISIONS				
REV.	ECO. NO	DESCRIPTION	DATE	BY
A		PRELIMINARY	10/2/2011	JH


PRELIMINARY

PART NUMBER	A ± .008 [±0.20]	
	INCH	MM
_ _ C06DSKH -S1139	0.500	12.70
_ _ C07DSKH -S1139	0.600	15.24
_ _ C08DSKH -S1139	0.700	17.78
_ _ C10DSKH -S1139	0.900	22.86
_ _ C12DSKH -S1139	1.100	27.94
_ _ C13DSKH -S1139	1.200	30.48
_ _ C15DSKH -S1139	1.400	35.56
_ _ C17DSKH -S1139	1.600	40.64
_ _ C18DSKH -S1139	1.700	43.18
_ _ C20DSKH -S1139	1.900	48.26
_ _ C22DSKH -S1139	2.100	53.34
_ _ C24DSKH -S1139	2.300	58.42
_ _ C25DSKH -S1139	2.400	60.96
_ _ C28DSKH -S1139	2.700	68.58
_ _ C30DSKH -S1139	2.900	73.66
_ _ C31DSKH -S1139	3.000	76.20
_ _ C35DSKH -S1139	3.400	86.36
_ _ C36DSKH -S1139	3.500	88.90
_ _ C40DSKH -S1139	3.900	99.06
_ _ C43DSKH -S1139	4.200	106.68
_ _ C44DSKH -S1139	4.300	109.22
_ _ C45DSKH -S1139	4.400	111.76
_ _ C49DSKH -S1139	4.800	121.92
_ _ C50DSKH -S1139	4.900	124.46
_ _ C55DSKH -S1139	5.400	137.16
_ _ C60DSKH -S1139	5.900	149.86
_ _ C61DSKH -S1139	6.000	152.40
_ _ C65DSKH -S1139	6.400	162.56
_ _ C70DSKH -S1139	6.900	175.26
_ _ C80DSKH -S1139	7.900	200.66
_ _ C90DSKH -S1139	8.900	226.06
_ _ C100DSKH -S1139	9.900	251.46



NOTES:

- INSULATOR MATERIAL: SEE PART NUMBER CODING
- CONTACT MATERIAL: SEE PART NUMBER CODING
- PLATING: SEE PART NUMBER CODING
- OPERATING TEMPERATURE: SEE PART NUMBER CODING
- PROCESSING TEMP: SEE PART NUMBER CODING
- UL FLAMMABILITY RATING: 94V-0
- DIELECTRIC WITHSTANDING VOLTAGE: 750 VAC MINIMUM AT SEA LEVEL
- CURRENT RATING: 3 AMP PER CONTACT
- CONTACT RESISTANCE: 30 MILLI OHMS MAX
- INSULATION RESISTANCE: 5000 MEGA OHMS
- DURABILITY: 500 CYCLES MIN
- CONNECTOR IDENTIFICATION: THE PART SHALL BE MARKED WITH A PART NUMBER AND LOT CODE
- BOARD THICKNESS ACCOMMODATED: .062 ± .008 [1.57 ± 0.20]
- INSERTION FORCE: 8 OZ MAX PER CONTACT PAIR WHEN USING A .062 [1.57] TEST BLADE
- WITHDRAWAL FORCE: 1 OZ MIN PER CONTACT PAIR USING .062 [1.57] PCB
- MODIFICATION: OPENED ENDED ON HIGH NUMBER END FOR END TO END MOUNTING, WALL THICKNESS TO BE 1/2 WALL +.000/-0.010



RoHS COMPLIANT

CUSTOMER COPY

UNLESS OTHERWISE SPECIFIED: DIMENSIONS ARE IN INCHES [MM]	DRAWN	DATE	NAME	
		10/2/11	JH	
TOLERANCES: ANGULAR: ± 30' .XX=± .02 [5] .XXX=± .005 [13] .XXXX=± .0005 [013]	THE INFORMATION HEREIN CONTAINS PROPRIETARY INFORMATION OF SULLINS ELECTRONICS AND IS NOT TO BE REPRODUCED, USED OR DISCLOSED TO OTHERS FOR ANY PURPOSE EXCEPT AS SPECIFICALLY AUTHORIZED IN WRITING BY AN OFFICER OF SULLINS ELECTRONICS.			TITLE
	INTERPRET DIMENSIONS AND TOLERANCING PER: ASME Y14.5M-2009			EDGE CARD, .100 CC, HP
PART NUMBER				REV
_ _ C _ DSKH -S1139				A
SIZE	CAGE CODE	DWG. NO.	REV	
C	54453	C11094	A	
SCALE: 2:1		SHEET 1 OF 1		