


# Isolation Transformers

For isoSPI™  
Interface



- Designed to work with isoSPI interface devices to provide isolation barrier
- High isolation designs with 3 to 8 mm of creepage and clearance
- AEC-Q200 Grade 1 (–40°C to +125°C)

**Core material** Ferrite

**Terminations** RoHS compliant tin-silver (96.5/3.5) over tin over nickel over phos bronze. Other terminations available at additional cost.

**Weight** 0.95 – 1.15 g

**Ambient temperature** –40°C to +125°C

**Maximum part temperature** +165°C

**Storage temperature** Component: –40°C to +125°C.

Tape and reel packaging: –40°C to +80°C

**Resistance to soldering heat** Max three 40 second reflows at +260°C, parts cooled to room temperature between cycles

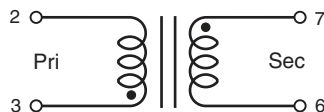
**Moisture Sensitivity Level (MSL)** 1 (unlimited floor life at <30°C / 85% relative humidity)

**PCB washing** Tested with pure water or alcohol only. For other solvents, see Doc787\_PCB\_Washing.pdf

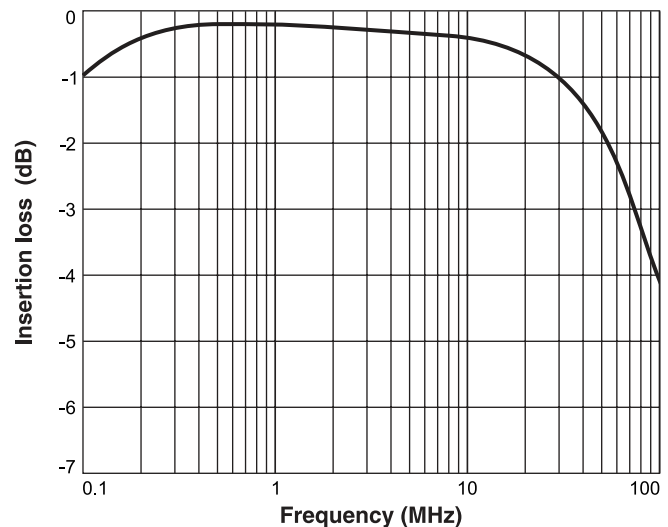
Part number <sup>1</sup>	Turns ratio	Primary inductance <sup>2</sup> ±30% (µH)	Leakage inductance <sup>3</sup> max (µH)	DCR max (Ohms)		Volt-time product <sup>4</sup> (V-µsec)	Isolation voltage <sup>5</sup> (Vrms)	Creepage/clearance <sup>6</sup> (mm)
				Pri	Sec			
ZA9756-AED	1 : 1	215	0.92	0.22	0.26	31	3000	3
ZA9757-AED	1 : 1	225	0.92	0.22	0.26	31	4000	5
ZA9758-AED	1 : 1	215	0.92	0.22	0.26	31	5000	8

- Packaging:** D= 13" machine-ready reel. EIA-481 embossed plastic tape (ZA9756 600 per full reel; ZA9757 350 per full reel; ZA9758 700 per full reel). Quantities less than full reel available: in tape (not machine ready) or with leader and trailer (\$25 charge).
  - Inductance measured at 100 kHz, 0.1 Vrms, 0 Adc
  - Leakage inductance measured at 100 kHz, 0.1 Vrms with secondary pins shorted.
  - Volt-time product is for the primary, between pin 2 and 3.
  - One minute isolation (hipot) measured between primary and secondary.
  - Creepage and Clearance dimensions based on Material Grade IIIa.
  - Electrical specifications at 25°C.
- Refer to Doc 362 "Soldering Surface Mount Components" before soldering.

## Schematic



## Insertion Loss

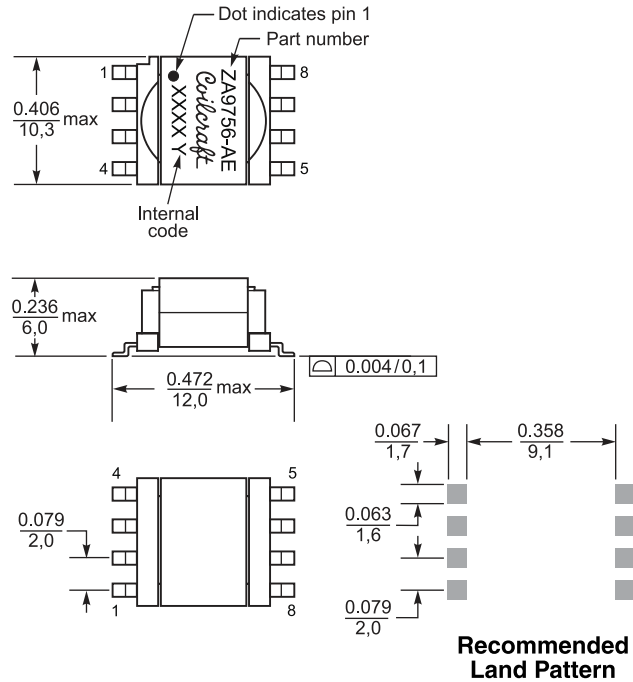




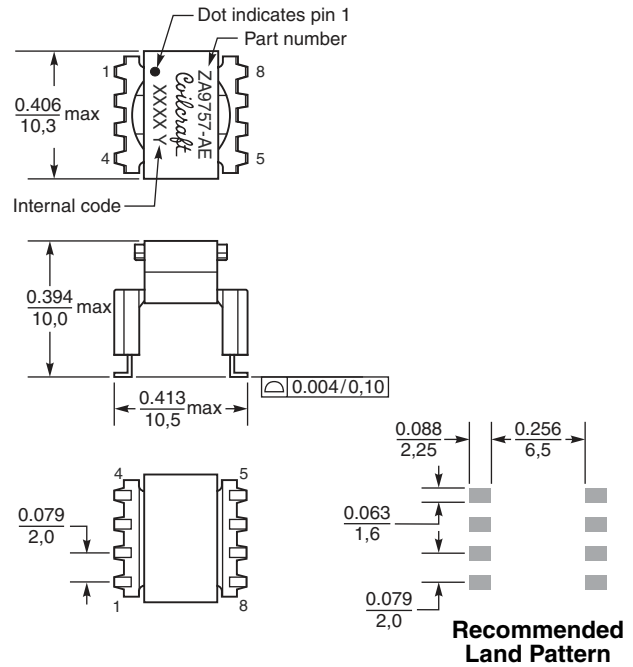
# Isolation Transformers – ZA975x-AE

## Dimensions

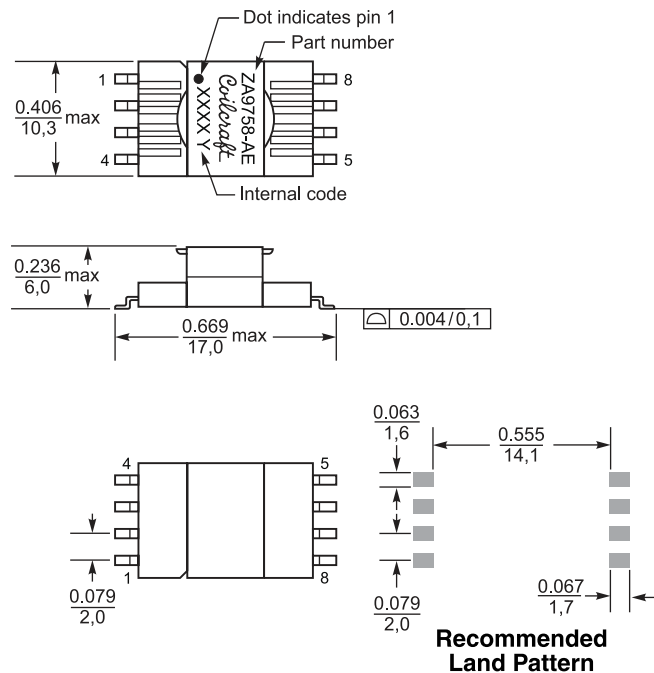
### ZA9756-AE



### ZA9757-AE



### ZA9758-AE



Dimensions are in  $\frac{\text{inches}}{\text{mm}}$

#### Packaging

- ZA9756-AE** 600/13" reel; Plastic tape: 24 mm wide, 0.37 mm thick, 16 mm pocket spacing, 6.11 mm pocket depth
- ZA9757-AE** 350/13" reel; Plastic tape: 24 mm wide, 0.5 mm thick, 16 mm pocket spacing, 10.8 mm pocket depth
- ZA9758-AE** 700/13" reel; Plastic tape: 32 mm wide, 0.4 mm thick, 16 mm pocket spacing, 5.72 mm pocket depth



**US** +1-847-639-6400 sales@coilcraft.com  
**UK** +44-1236-730595 sales@coilcraft-europe.com  
**Taiwan** +886-2-2264 3646 sales@coilcraft.com.tw  
**China** +86-21-6218 8074 sales@coilcraft.com.cn  
**Singapore** + 65-6484 8412 sales@coilcraft.com.sg

Document 1655-2 Revised 12/19/22  
 © Coilcraft Inc. 2023  
 This product may not be used in medical or high risk applications without prior Coilcraft approval. Specification subject to change without notice. Please check web site for latest information.