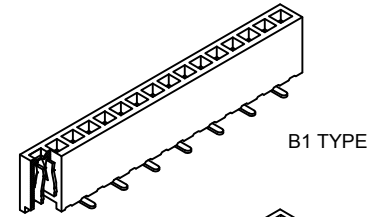
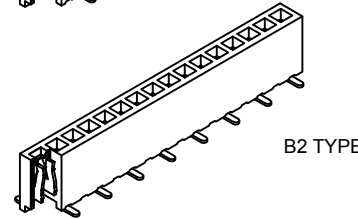


Recommended PCB Layout
(Tolerance:±0.05mm)

Solder Area



B1 TYPE



B2 TYPE

Specifications

Material

Insulator Material:
Polymer, LCP, UL 94V-0
Contact Terminal : Copper Alloy

Plating

See Ordering Grid

Electrical

Current Rating: 1A per pin
Contact Resistance: 20 mΩ max.
Insulating Resistance: 1000 MΩ min.
Dielectric Withstand Voltage: 300V AC

Soldering Process:

IR Reflow: 260°C for 10 sec.
Wave: 250°C for 5-10 sec
Manual Solder: 350°C for 3-5 sec

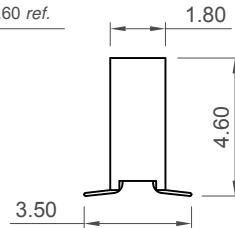
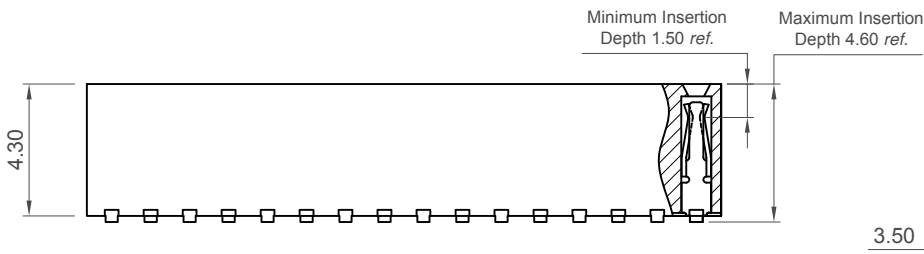
Mechanical & Environmental

Operating Temperature: -40°C to +105°C

Mates with (Subject to pin length)

BD021 BD022 BD045 BD100 BD110

No. of Contacts	Dimensions	
	A	B
2	1.27	2.89
3	2.54	4.16
4	3.81	5.43
5	5.08	6.70
6	6.35	7.97
7	7.62	9.24
8	8.89	10.51
9	10.16	11.78
10	11.43	13.05
11	12.70	14.32
12	13.97	15.59
13	15.24	16.86
14	16.51	18.13
15	17.78	19.40
16	19.05	20.67
17	20.32	21.94
18	21.59	23.21
19	22.86	24.48
20	24.13	25.75
21	25.40	27.02
22	26.67	28.29
23	27.94	29.56
24	29.21	30.83
25	30.48	32.10
26	31.75	33.37
27	33.02	34.64
28	34.29	35.91
29	35.56	37.18
30	36.83	38.45
31	38.10	39.72
32	39.37	40.99
33	40.64	42.26
34	41.91	43.53
35	43.18	44.80
36	44.45	46.07
37	45.72	47.34
38	46.99	48.61
39	48.26	49.88
40	49.53	51.15



Ordering Grid



No. of Contacts
02 to 40

Contact Plating

A = Gold Flash All Over (Standard)
B = Selective Gold Flash Contact Area/
Tin On Tail
C = Tin All Over
G = 10μ" Gold Contact Area/Tin On Tail
I = 30μ" Gold Contact Area/Tin On Tail

Packing Options

C = Tape & Reel with Film (Standard)
B = Tape & Reel with Cap
D = Tube
E = Tube with Cap
F = Tube with Film

Insulator Material

L = LCP

Type

1 = B1 Type
2 = B2 Type

Part Number		Product Description	
BD075		1.27mm Pitch Socket, Single Row, Surface Mount, Top Entry	
Drawing Date		28th December 2007	
By	CC	Tolerances (Except as Noted)	Units:
Detail	BD075 G PCN	Length X ± 0.30 X.X ± 0.20 X.XX ± 0.15 X.XXX ± 0.10	Metric (mm)
Revision	G3	Angle X° ± 5° X.X° ± 2° X.XX° ± 1° X.XXX° ± 0.5°	3rd Angle Projection
Date	06/11/17		



This drawing is confidential and copyright of Global Connector Technology, Ltd (GCT). This drawing must not be copied or disclosed without written consent. E & OE



Not to Scale	Drawn By LYH	Sheet No. 1/1
--------------	--------------	---------------