

103308-7 ✓ ACTIVE

AMP-LATCH

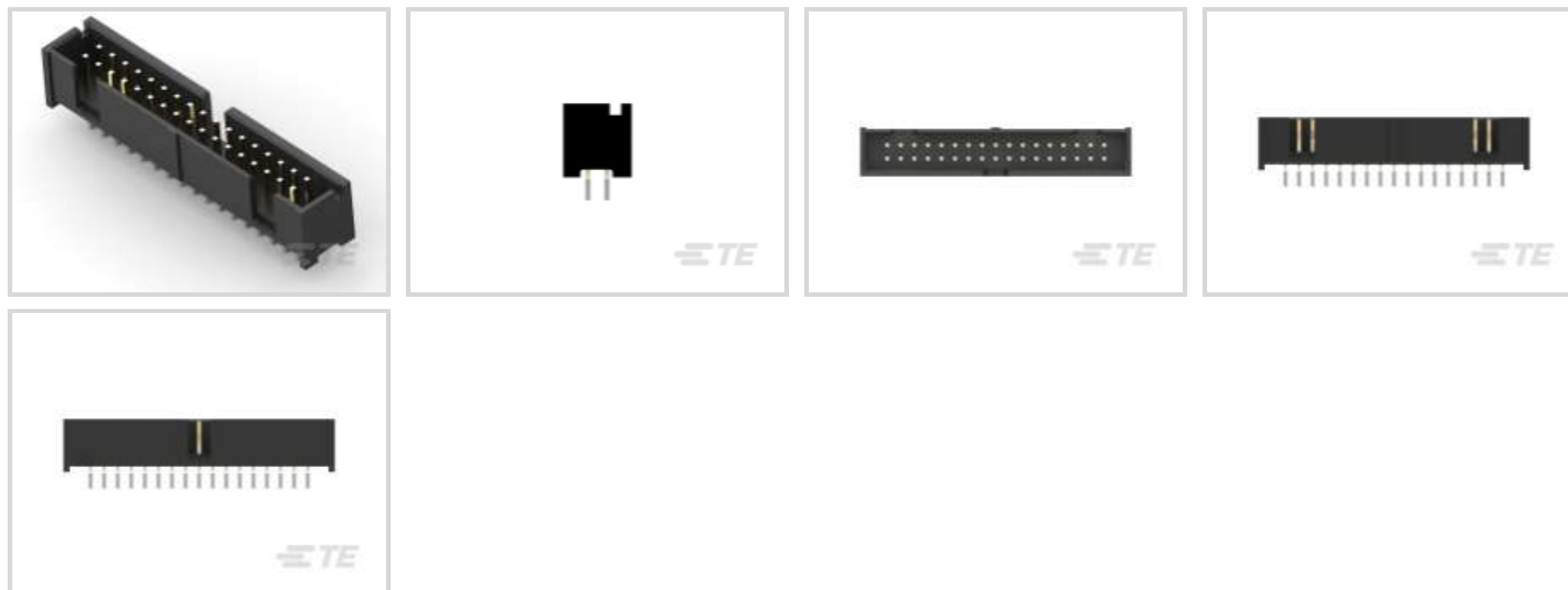
TE Internal #: 103308-7

Ribbon Cable Connectors, Board-to-Board, 34 Position, 2.54 mm [.1 in] Centerline, Vertical, Through Hole - Solder, 2 Row, Receptacle, Low Profile

[View on TE.com >](#)



Connectors > PCB Connectors > Wire-to-Board Connectors > FFC, FPC & Ribbon Connectors > Ribbon Cable Connectors



Connector System: **Board-to-Board**

Number of Positions: **34**

Centerline (Pitch): **2.54 mm [.1 in]**

PCB Mount Retention: **Without**

PCB Mount Orientation: **Vertical**

Features

Product Type Features

Ribbon Cable Connector Header Type	Pin Header
Connector Product Type	Connector Assembly
Connector System	Board-to-Board
Connector & Housing Type	Receptacle
Connector & Contact Terminates To	Printed Circuit Board

Configuration Features

Number of Positions	34
PCB Mount Orientation	Vertical
Number of Rows	2

Electrical Characteristics

Insulation Resistance	5000 MΩ
-----------------------	---------

Body Features

Daisy Chain	With
Primary Product Color	Black



Connector Profile	Low
-------------------	-----

Contact Features

Mating Square Post Dimension	.64 mm[.025 in]
PCB Contact Termination Area Plating Material Thickness	2.54 μ m[100 μ in]
Contact Type	Pin
	15 μ in
Contact Mating Area Plating Material	Gold, Gold Flash, Gold Flash over Palladium Nickel
Contact Shape & Form	Dual Beam
Contact Underplating Material	Nickel
PCB Contact Termination Area Plating Material	Tin-Lead
Contact Base Material	Copper Alloy
Contact Current Rating (Max)	1 A

Termination Features

Square Termination Post & Tail Dimension	.64 mm[.025 in]
Termination Post & Tail Length	3.05 mm[.12 in]
Termination Method to Printed Circuit Board	Through Hole - Solder

Mechanical Attachment

Mating Alignment	With
PCB Mount Alignment	With
Panel Mount Feature	Without
PCB Mount Retention	Without
Mating Alignment Type	Center, Dual Polarizing Bar
Mating Retention	Without
Connector Mounting Type	Board Mount

Housing Features

Housing Material	Thermoplastic
Centerline (Pitch)	2.54 mm[.1 in]

Dimensions

Connector Length	2 mm, 50.8 mm
Shrouded End Dimension	3.81 mm[.15 in]
Connector Height	9.77 mm[.38 in]



Row-to-Row Spacing	2.54 mm [.1 in]
--------------------	-----------------

Usage Conditions

Housing Temperature Rating	Standard
Operating Temperature Range	-65 – 105 °C [-85 – 221 °F]

Operation/Application

Circuit Application	Signal
---------------------	--------

Industry Standards

UL Flammability Rating	UL 94V-0
------------------------	----------

Packaging Features

Packaging Quantity	50
Packaging Method	Tube

Product Compliance

[For compliance documentation, visit the product page on TE.com>](#)

EU RoHS Directive 2011/65/EU	Not Compliant
EU ELV Directive 2000/53/EC	Compliant with Exemptions
China RoHS 2 Directive MIIT Order No 32, 2016	Restricted Materials Above Threshold
EU REACH Regulation (EC) No. 1907/2006	Current ECHA Candidate List: JUNE 2023 (235) Candidate List Declared Against: JAN 2023 (233) SVHC > Threshold: Pb (13% in Component Part) Article Safe Usage Statements: Do not eat, drink or smoke when using this product. Wash thoroughly after handling. Recycle if possible and dispose of the article by following all applicable governmental regulations relevant to your geographic location.
Halogen Content	BFR/CFR/PVC Free, but Br/Cl >900 ppm in other sources.
Solder Process Capability	Not lead free process capable

Product Compliance Disclaimer

This information is provided based on reasonable inquiry of our suppliers and represents our current actual knowledge based on the information they provided. This information is subject to change. The part numbers that TE has identified as EU RoHS compliant have a maximum concentration of 0.1% by weight in homogenous materials for lead, hexavalent chromium, mercury, PBB, PBDE, DBP, BBP, DEHP, DIBP, and 0.01% for cadmium, or qualify for an exemption to these limits as defined in the Annexes of Directive 2011/65/EU (RoHS2). Finished electrical and electronic equipment products will be CE marked as required by Directive 2011/65/EU. Components may not be CE marked. Additionally, the part numbers that TE has identified as EU ELV compliant have a maximum concentration of 0.1% by weight in homogenous materials for lead, hexavalent chromium, and mercury, and 0.01% for cadmium, or qualify for an exemption to these limits as defined in the Annexes of Directive 2000/53/EC (ELV). Regarding the REACH Regulation, the information TE provides


on SVHC in articles for this part number is based on the latest European Chemicals Agency (ECHA) 'Guidance on requirements for substances in articles' posted at this URL: <https://echa.europa.eu/guidance-documents/guidance-on-reach>

Compatible Parts




TE Part # 487223-9
034 HOUSING FFC RCPT 100CL DR

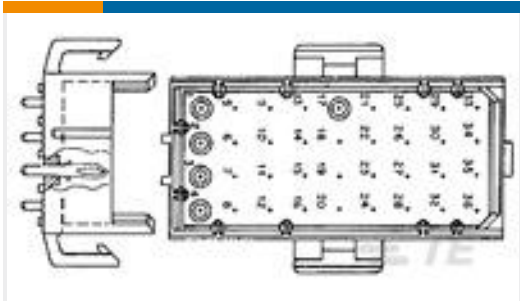
Customers Also Bought



TE Part #5499206-6
A/L UNIV HDR 26P VERT LG LAT



TE Part #1761607-3
IDC LOW PRO HDR 10P RA LG LAT



TE Part #640506-1
36P MR HDR ASSY V0



TE Part #641968-1
04P UMNL PIN HDR ASSY POL 94VO



TE Part #641964-1
02P UMNL PIN HDR ASSY POL 94VO



TE Part #643413-1
03P UMNL HDR ASSY SCKT POL



TE Part #643411-1
02P UMNL HDR ASSY POL



TE Part #2373376-8
8P, 2MM, SHRD HDR, DRVT, SMD, 0.1AU, TB



TE Part #6-2176091-5
RP 2A 0.25W 274R 0.1% 25PPM 1K RL



TE Part #1-103309-0
050 LOPRO HDR SP 30DP

Documents

Product Drawings

034 LOPRO HDR SP 15DP

English



CAD Files

3D PDF

3D

Customer View Model

[ENG_CVM_CVM_103308-7_L.2d_dxf.zip](#)

English

Customer View Model

[ENG_CVM_CVM_103308-7_L.3d_igs.zip](#)

English

Customer View Model

[ENG_CVM_CVM_103308-7_L.3d_stp.zip](#)

English

By downloading the CAD file I accept and agree to the [Terms and Conditions](#) of use.

Product Specifications

Product Specification

English

Agency Approvals

Agency Approval Document

English