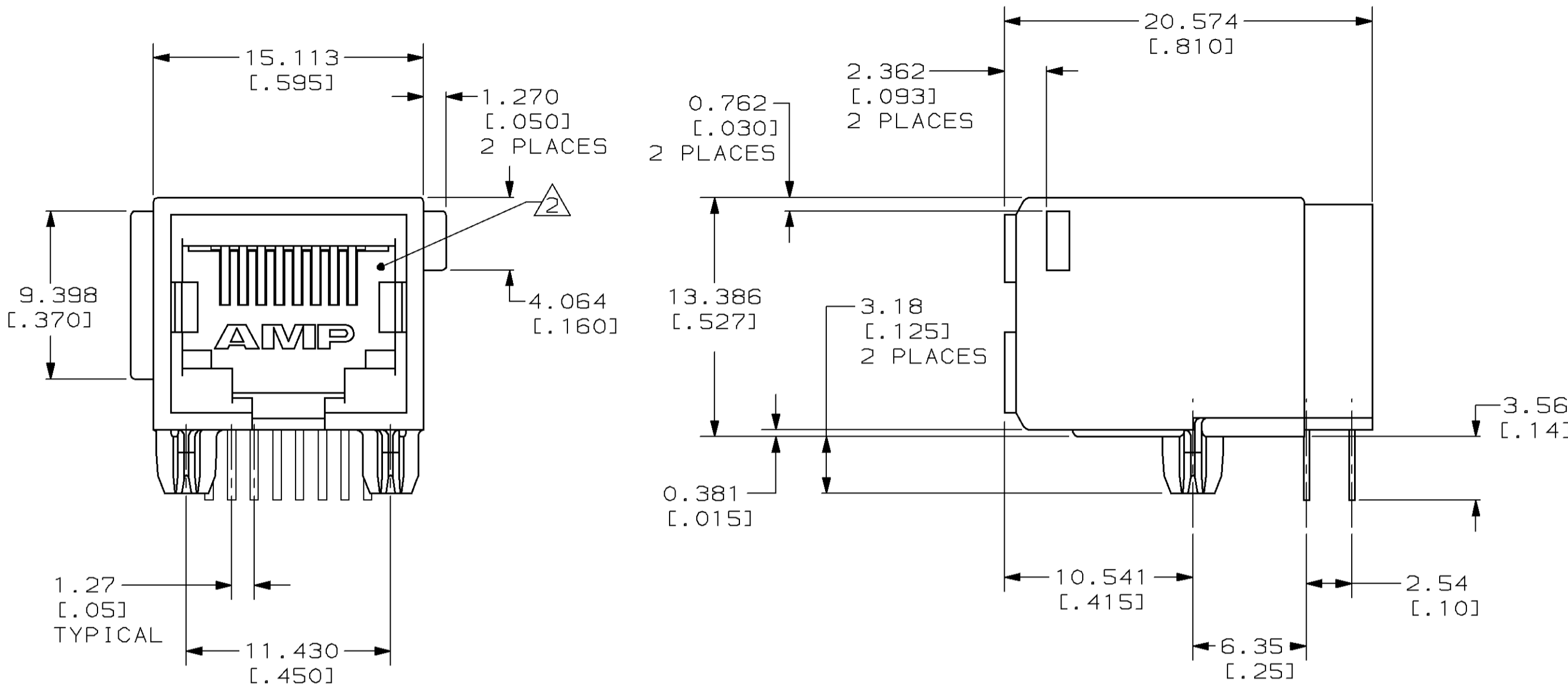
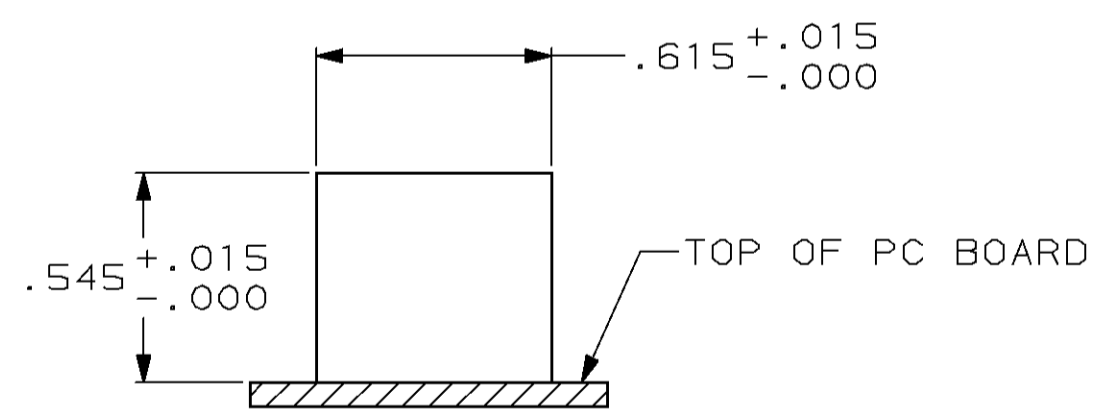
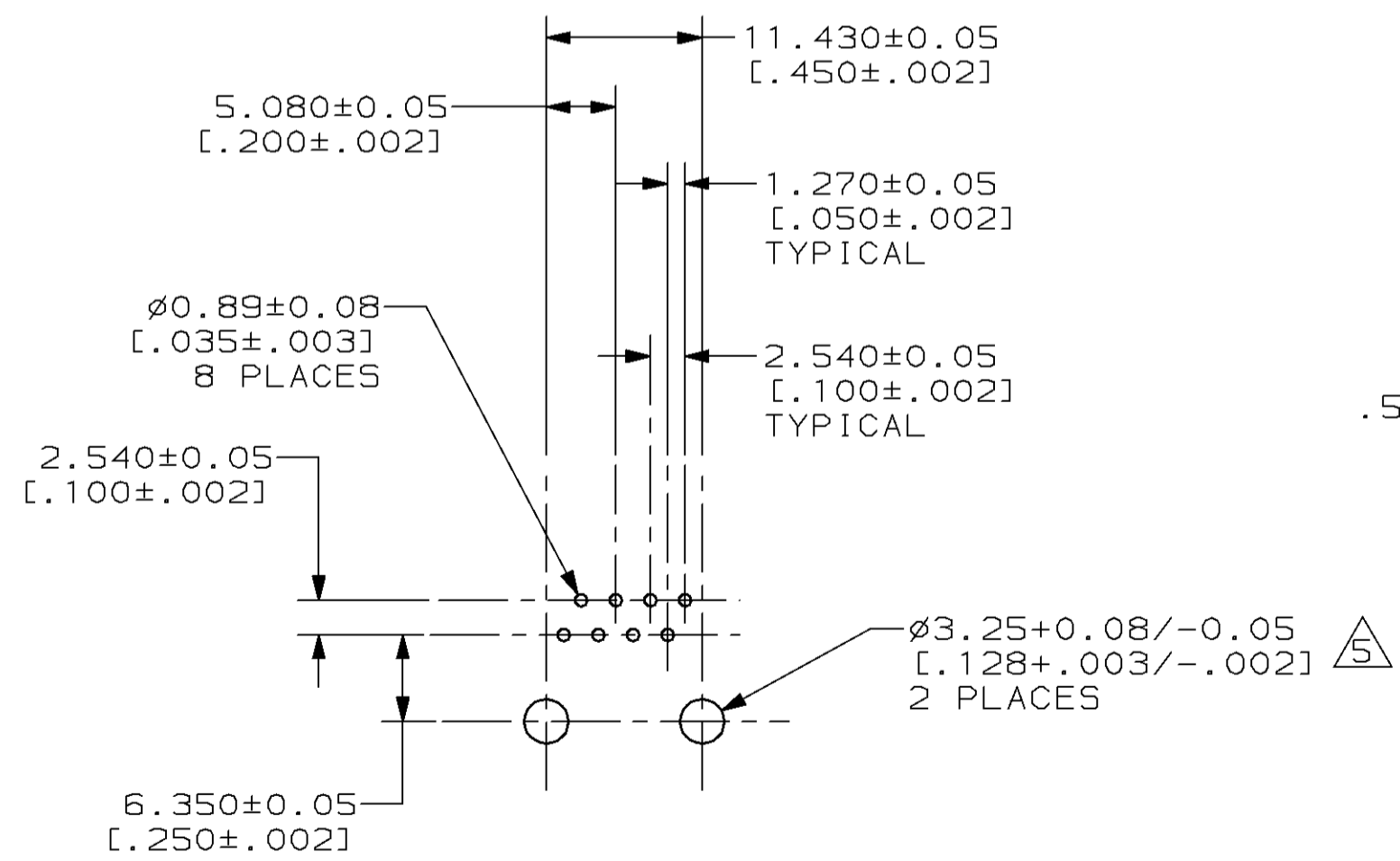


THIS DRAWING IS UNPUBLISHED. RELEASED FOR PUBLICATION
 © COPYRIGHT 19 BY AMP INCORPORATED. ALL RIGHTS RESERVED.

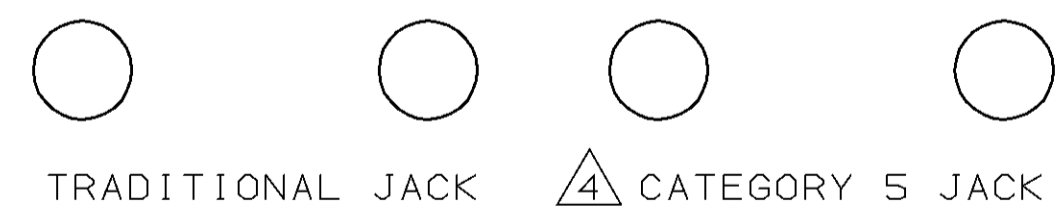
LOC		DIST		REVISIONS			
P	LTR	DESCRIPTION	DATE	DWN	APVD		
AA	22	E	REV; EC 0502-0957-97	27FEB98	DS	DW	



- ① MATERIAL: HOUSING-HTN NYLON, BLACK, IR COMPATIBLE, UL 94V-0. TERMINALS - 0.33 [0.013] THICK PHOS BRONZE PLATED WITH 1.27µm [0.00050] MINIMUM THICK HARD GOLD IN LOCALIZED AREA AND 3.81µm [0.00150] MINIMUM THICK TIN-LEAD IN SOLDER AREA OVER 1.27µm [0.00050] MINIMUM THICK NICKEL UNDERPLATE.
- ② JACK CAVITY CONFORMS TO FCC RULES AND REGULATIONS, PART 68 SUBPART F.
- 3. ALL DIMENSIONS SHOWN ARE NOMINAL UNLESS OTHERWISE SPECIFIED.
- ④ CAUTION: CATEGORY 5 JACK SOLDER TAIL POSITIONS DO NOT FOLLOW SAME NUMBER SEQUENCE AS THAT OF TRADITIONAL JACKS.
- ⑤ USE #30 DRILL BIT OR 3.25mm DRILL BIT WHEN PRODUCING THESE PCB HOLES.



SUGGESTED PANEL CUTOUT
SCALE 2:1



SUGGESTED PC BOARD LAYOUT
COMPONENT SIDE
SCALE 2:1

THIS DRAWING IS A CONTROLLED DOCUMENT FOR AMP INCORPORATED. IT IS SUBJECT TO CHANGE AND THE CONTROLLING ENGINEERING ORGANIZATION SHOULD BE CONTACTED FOR THE LATEST REVISION.		DWN T. PITTS 2-2-94	AMP Incorporated Harrisburg, PA 17105-3608	
DIMENSIONS: mm [INCHES]		CHK B. FOX 2-16-94	NAME MODULAR JACK ASSEMBLY, 8 POSITION, RIGHT ANGLE, LOW PROFILE, CATEGORY 5, WITH PANEL STOPS	
TOLERANCES UNLESS OTHERWISE SPECIFIED: 0 PLC ±- 1 PLC ±- 2 PLC ±0.254 [0.01] 3 PLC ±0.127 [0.005] 4 PLC ±- ANGLES ±- FINISH ±-		APVD G. REED 2-16-94	DRAWING NO C-558343	
MATERIAL ①		PRODUCT SPEC 108-1163	SIZE A2	CAGE CODE 00779
		APPLICATION SPEC 114-2048	SCALE 4:1	SHEET 1 OF 1
		WEIGHT -	REV E	
		CUSTOMER DRAWING		

558343

558343-1
PART NO.