

Data sheet

Patch cord Cat.6 Ultraflex500 VoIP
AWG 26 0.5 m black

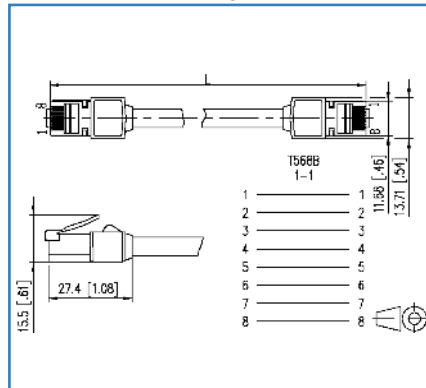
Page 1/6

P/N
13084V0500-E
EAN 4251394617206
2020/03/13
Version: B

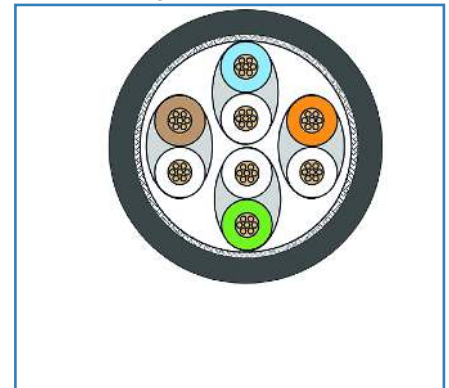
Illustrations



Dimensional drawing



Principle diagram



See enlarged drawings at the end of document

Product specification

- ideal solution in case of limited space
- especially suitable for shielded and unshielded class E_A systems
- fully shielded Cat.6 patch cord AWG 26/7
- two shielded RJ45 connectors; 1:1 assignment
- cable type: S/FTP 4x2xAWG 26/7 PIMF
- cable sheath: LSHF(LSOH), halogen free
- very short cable boot
- especially suitable for VoIP terminal devices
- bending radius of up to 10 mm possible
- considerably longer durability than standard patch cords
- up to 8500 movement cycles possible under load



Data sheet Patch cord Cat.6 Ultraflex500 VoIP AWG 26 0.5 m black

Page 2/6

P/N
13084V0500-E
EAN 4251394617206
2020/03/13
Version: B

Technical Data

General Data

Fields of application	Structured building cabling, Office Data center
Design	patch cord
Shielding	shielded
Transmission technology	Copper
Cable Type	S/FTP
Number of twisting elements	4
Twisting element	Pair
Wiring	1 - 1
Color coding fiber/ wire(s)	white/orange, orange, white/green, green, white/brown, brown, white/blue, blue
Color	black
Dimensions	
Dimension - Interface 1 (L x L x W x W x H x H)	27.4 mm x 13.71 mm x 15.5 mm
Dimension - Interface 1 (L x L x W x W x H x H)	1.079 in. x 0.54 in. x 0.61 in.
Dimension - Interface 2 (L x L x W x W x H x H)	27.4 mm x 13.71 mm x 15.5 mm
Dimension - Interface 2 (L x L x W x W x H x H)	1.079 in. x 0.54 in. x 0.61 in.
Cable length (m)	0.5 m
Cable length (ft)	1.64 ft

Transmission characteristics

Category (ISO)	6
Class (ISO/IEC)	E _A
Category (TIA)	6
Remote Powering	yes
PoE	IEEE 802.3af
PoE plus	IEEE 802.3at
UPoE	yes
HDBaseT	yes
Transmission rate up to 100 MBit (Fast Ethernet)	IEEE 802.3u
Transmission rate up to 1 GBit (Fast Ethernet)	IEEE 802.3ab
Transmission rate up to 10 GBit	IEEE 802.3an

Patch cord Cat.6 Ultraflex500 VoIP AWG 26 0.5 m black

P/N

13084V0500-E

EAN 4251394617206

2020/03/13

Version: B

Technical Data

Connections/interfaces	
Connector technology interface 1	RJ45 plug
Connector technology interface 2	RJ45 plug
Number of ports interface 1	1
Number of ports interface 2	1
Number of equipped ports interface 1	1
Number of ports interface 2 equipped	1
Number of positions/contacts interface 1	8P/8C
Number of positions/contacts interface 2	8P/8C
Termination data, stranded wire (min. - max.)	
Conductor cross section, stranded wire	AWG 26/7
Conductor cross section, stranded wire	0.141 mm ²
Conductor diameter, stranded wire (bare copper)	0.47 mm - 0.51 mm
Conductor diameter, stranded wire (bare copper)	0.019 in.
Core diameter (min. - max.)	
Core diameter (conductor with insulation)	0.98 mm - 1.08 mm
Core diameter (conductor with insulation)	0.039 in. - 0.043 in.
Cable sheath diameter (min. - max.)	
Cable sheath diameter	6 mm - 6.4
Cable sheath diameter	0.236 in. - 0.252
Electrical characteristics	
Current carrying capacity	max. 1 A
Rated voltage	max. 50 V
Contact resistance	max. 20 mOhm
Through resistance	max. 200 mOhm
Insulation resistance	min. 100 MOhm
Loop resistance	142 Ohm/km
Dielectric strength conductor-conductor (primarily)	max. 500 V AC
Dielectric strength conductor-conductor (secondary)	max. 500 V AC

Patch cord Cat.6 Ultraflex500 VoIP AWG 26 0.5 m black

P/N

13084V0500-E

EAN 4251394617206

2020/03/13

Version: B

Technical Data

Mechanical data	
Position/mounting of latch - standard installation position	top
Bending radius without load	10 mm
Bending radius without load	0.394 in.
Number of alternating bending cycles	max. 8500

Materials and material properties	
Material - Conductor	Cu (copper)
Material - Conductor Insulation	Foam-Skin Polyethylen
Material - Cable jacket	LSHF (LSOH)
Material - Plug housing interface 1	PC (polycarbonate)
Material - Plug housing interface 2	PC (polycarbonate)
Material - Contact interface 1	CuSn (tin bronze)
Material - Contact interface 2	CuSn (tin bronze)
Material - Contact finish interface 1	Au (gold)
Material - Contact finish interface 2	Au (gold)
Material - Contact carriers interface 1	Plastics
Material - Contact carriers interface 2	Plastics
Material - Shield interface 1	CuSn (tin bronze)
Material - Shield interface 2	CuSn (tin bronze)
Material - Shield finish interface 1	Sn (tin)
Material - Shield finish interface 2	Sn (tin)
Material - Pair shield	Aluminium/Polyester
Material - Main shield	Cu (copper) braid
Flame retardancy	no
Halogen free	yes
RoHS	compliant
REACH - substance (SVHC)	none

Environmental conditions	
Temperature (min. - max.)	
Temperature - Storage °C	-40 °C - 70 °C
Temperature - Storage °F	-40 °F - 158 °F
Temperature - Operating °C	-40 °C - 70 °C
Temperature - Operating °F	-40 °F - 158 °F

Data sheet

Page 5/6

Patch cord Cat.6 Ultraflex500 VoIP AWG 26 0.5 m black

P/N

13084V0500-E

EAN 4251394617206

2020/03/13

Version: B

Technical Data

The product meets the following standards

Generic cabling systems

General requirements	ISO/IEC 11801-1 DIN EN 50173-1 ANSI/TIA-568.2-D
Office buildings	ISO/IEC 11801-2 DIN EN 50173-2 ANSI/TIA-568.2-D
Living units	ISO/IEC 11801-4 DIN EN 50173-4 ANSI/TIA-570-D
Data centers	ISO/IEC 11801-5 DIN EN 50173-5 ANSI/TIA-942-B

Connectors for electronic equipment

Free and fixed connectors	IEC 60603-7-51
---------------------------	----------------

Specification for the testing of balanced and coaxial information technology cabling

Cords as specified in ISO/IEC 11801 and related standards	IEC 61935-2
---	-------------

Classifications

ETIM 7.0	EC001262
----------	----------

Packing details

Type of packaging	1 pc(s) / plastic bag
Packaging dimension (W x H x D)	160 mm x 100 mm x 380 mm
Packaging dimension (W x H x D)	6.299 in. x 3.937 in. x 14.961 in.

P | Cabling

Data sheet

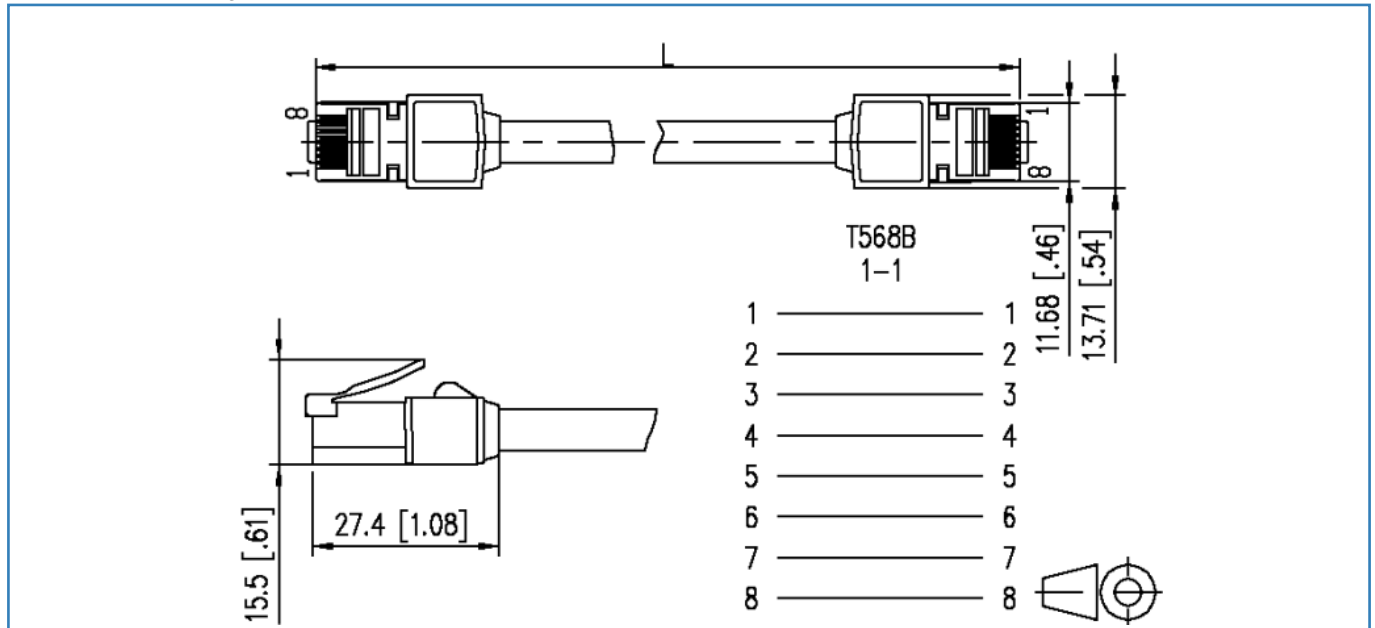
Patch cord Cat.6 Ultraflex500 VoIP
AWG 26 0.5 m black

Page 6/6

P/N
13084V0500-E
EAN 4251394617206
2020/03/13
Version: B

Illustrations

Dimensional drawing



Principle diagram

