

Connector in molded plastic on both sides - K-4E-M23 M9/5,0-A01/M23 F8 - 1625781

Please be informed that the data shown in this PDF Document is generated from our Online Catalog. Please find the complete data in the user's documentation. Our General Terms of Use for Downloads are valid (<http://phoenixcontact.com/download>)



Connector in molded plastic on both sides, Length: 5 m, Color of outer sheath: gray RAL 7001

Product Features

- Our standard: robust halogen-free PUR cable
- Simple and safe: 100% electrically tested and assembled ready for use
- Designs with pre-assembled cables on one or both sides
- High flexibility: customer-specific assemblies and cable lengths can be supplied



Key Commercial Data

Packing unit	1 pc
Custom tariff number	85444290
Country of origin	Germany

Technical data

Conductor length	5 m
Nominal current	34 A

Connector specifications

Type	straight plastic-sheathed
Thread type	M23
Locking type	Screw locking
Degree of protection	IP67, when in locked state
Number of positions	4+PE
Direction of rotation	Standard
Type of contact	Socket

Connector in molded plastic on both sides - K-4E-M23 M9/5,0-A01/M23 F8 - 1625781

Technical data

Connector specifications

Insertion/withdrawal cycles	50
Contact resistance	< 0.3 mΩ
Max. current	30 A
Voltage	630 V
Overvoltage category	III
Degree of pollution	3
Rated surge voltage	6 kV
Ambient temperature (operation)	-40 °C ... 105 °C

Cable specifications

Type of cable	Ölflex Control TM
Shielded	No
Cable structure	5G4
Cable structure (AWG)	Ölflex Control TM 5G4 unshielded
External cable diameter	12.6 mm
Outer sheath, material	PVC
Material wire insulation	PVC
External sheath, color	gray RAL 7001
Nominal voltage, cable	600 V
Test voltage	2 kV
Rated current	34 A
Smallest bending radius, fixed installation	76 mm
Ambient temperature for fixed installation	-40 °C ... 90 °C

Connector specifications (second page)

Type	straight plastic-sheathed
Housing material	Zinc die-cast
Thread type	M23
Degree of protection	IP67, when in locked state
Number of positions	4+PE
Direction of rotation	Standard
Type of contact	Male connector
Insertion/withdrawal cycles	50
Contact resistance	< 0.3 mΩ
Max. current	30 A
Voltage	630 V
Overvoltage category	III

Connector in molded plastic on both sides - K-4E-M23 M9/5,0-A01/M23 F8 - 1625781

Technical data

Connector specifications (second page)

Degree of pollution	3
Rated surge voltage	6 kV
Ambient temperature (operation)	-40 °C ... 105 °C

Classifications

eCl@ss

eCl@ss 4.0	27060306
eCl@ss 4.1	27060306
eCl@ss 5.0	27061801
eCl@ss 5.1	27061801
eCl@ss 6.0	27279218
eCl@ss 7.0	27279218
eCl@ss 8.0	27062011
eCl@ss 9.0	27062011

ETIM

ETIM 3.0	EC001121
ETIM 4.0	EC001855
ETIM 5.0	EC001578

UNSPSC

UNSPSC 6.01	26121604
UNSPSC 7.0901	26121604
UNSPSC 11	26121604
UNSPSC 12.01	26121604
UNSPSC 13.2	26121604

Approvals

Approvals

Approvals

UL Listed / cUL Listed / EAC / cULus Listed

Ex Approvals

Connector in molded plastic on both sides - K-4E-M23 M9/5,0-A01/M23 F8 - 1625781

Approvals

Approvals submitted

Approval details

UL Listed	
Nominal current I _N	20 A
Nominal voltage U _N	600 V

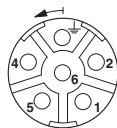
cUL Listed	
Nominal current I _N	20 A
Nominal voltage U _N	600 V

EAC

cULus Listed	
--------------	--

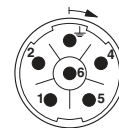
Drawings

Schematic diagram



Do not use pin 6

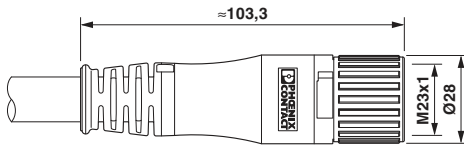
Schematic diagram



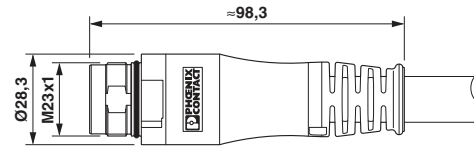
Do not use pin 6

Connector in molded plastic on both sides - K-4E-M23 M9/5,0-A01/M23 F8 - 1625781

Dimensional drawing




Dimensional drawing



On the female side

Pin side

Circuit diagram



Contact assignment of M23 plugs/sockets