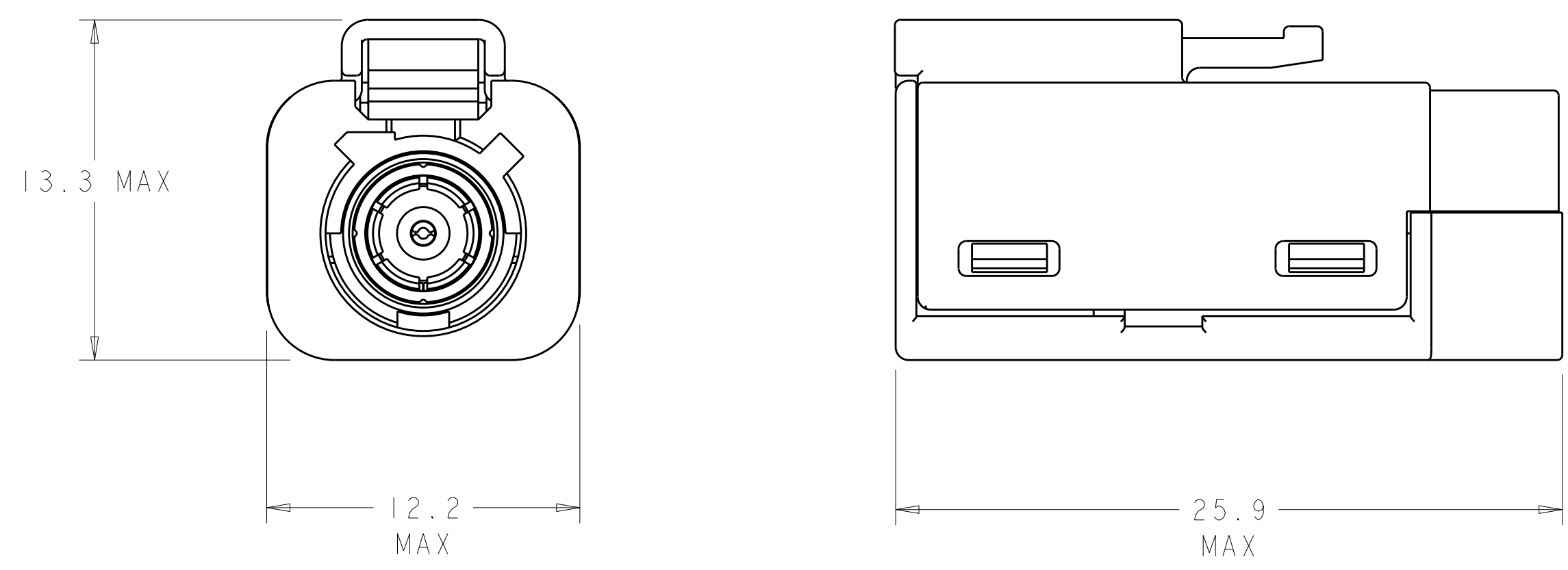
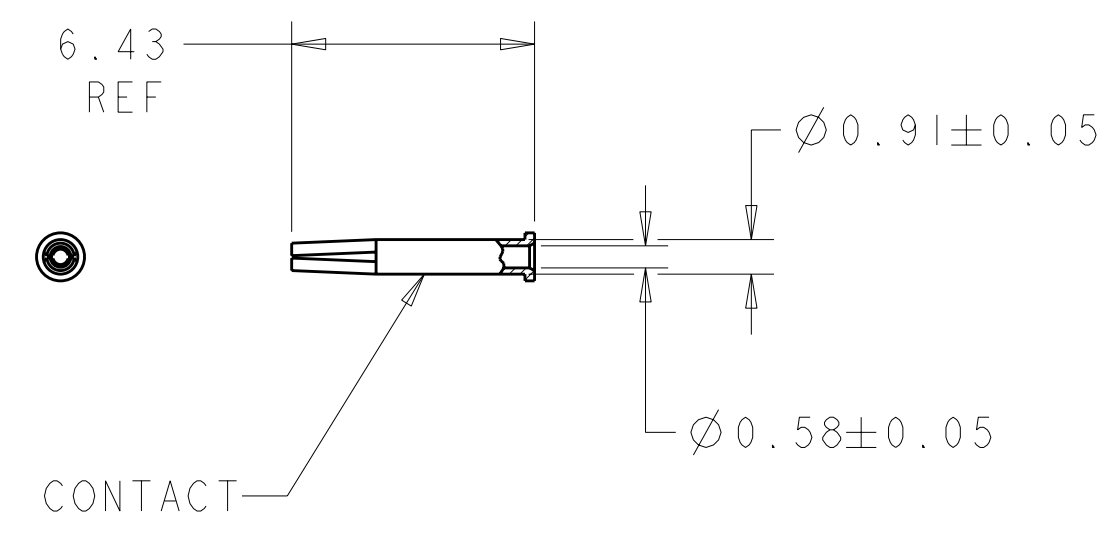
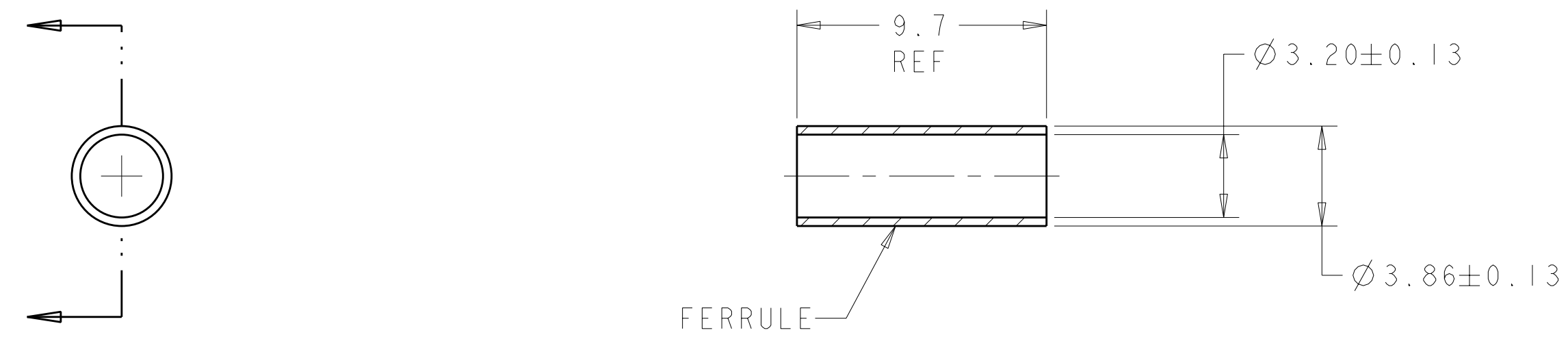
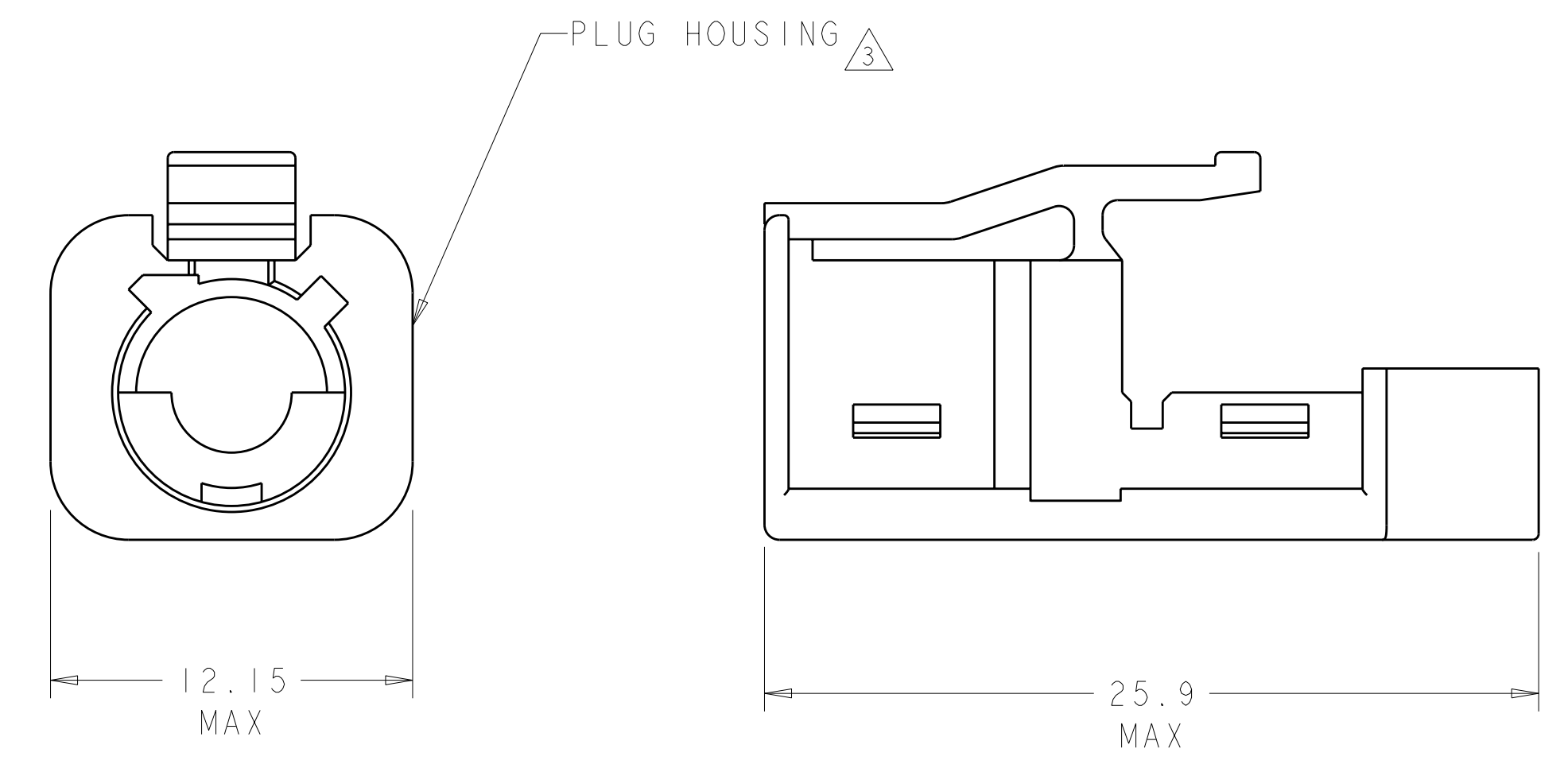
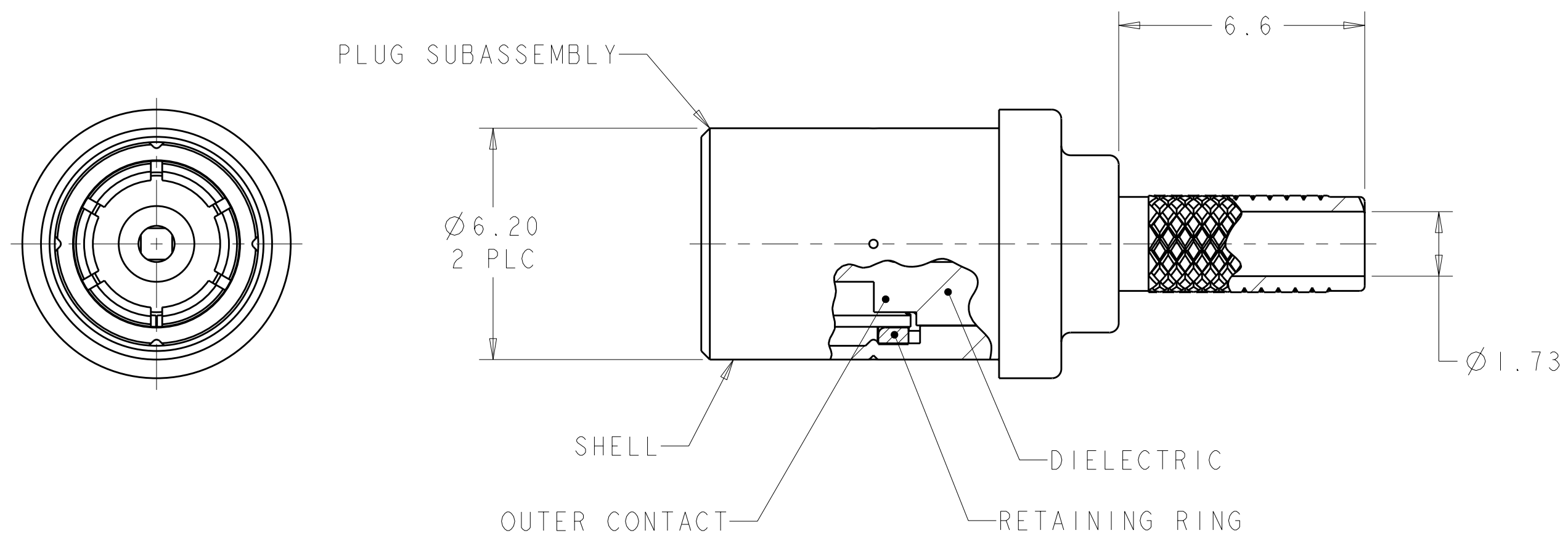
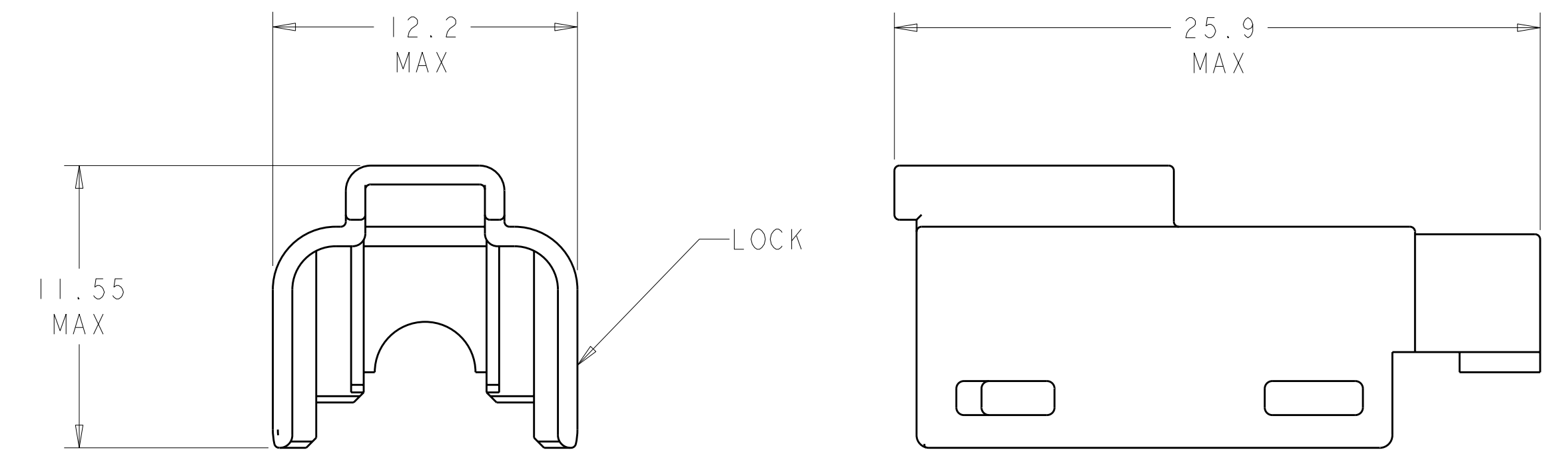


LOC	DIST	REV	DATE	BY	CHK	APPD
FX	00	H	30OCT2002	AH	SM	
		J	09MAR2011	DLD	LLV	



ASSEMBLED VIEWS

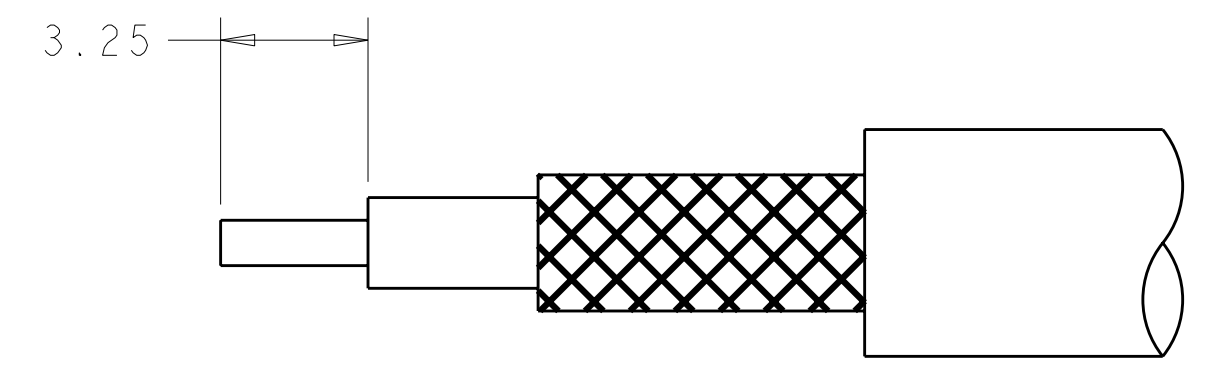


- △ HOUSING: POLYESTER PBT, COLOR: SEE TABLE, UL 94V-0 RATED.
 LOCK: POLYESTER PBT, NATURAL, UL 94V-0 RATED.
 PLUG SUBASSEMBLY:
 SHELL: ZINC.
 OUTER CONTACT: BERYLLIUM COPPER.
 RETAINING RING: BRASS.
 DIELECTRIC: PBT.
 CONTACT: BERYLLIUM COPPER.
 FERRULE: COPPER.

- △ FINISH
 SHELL: 2.0µm MIN TIN-LEAD OVER 1.52µm MIN NICKEL OVER COPPER FLASH.
 OUTER CONTACT: 2.0µm MIN TIN-LEAD OVER 1.27µm MIN NICKEL.
 CONTACT: 1.27µm MIN THICK GOLD OVER 1.27µm MIN THICK NICKEL.
 RETAINING RING: 2.0µm MIN TIN-LEAD OVER 1.27µm MIN NICKEL.
 FERRULE: TIN-LEAD 2.54µm MIN.

- △ PLUG INTERFACE PER ISO TC 22/WG 5 N44, ROAD VEHICLES- RADIO FREQUENCY INTERFACE- DIMENSION AND ELECTRICAL REQUIREMENTS.

4. CRIMP CONTACT USING MIL HAND TOOL M22520/2-01 WITH DANIELS POSITIONER K699, SET AT POSITION 4 PER TYCO SPECIFICATION 408-8428.
5. CRIMP CABLE BRAID USING MIL HAND TOOL M22520/5-01 WITH DANIELS DIE SET Y1637 (.128 INCH HEX) OR AMP PRO-CRIMPER II WITH DIE SET 58483-1 PER TYCO SPECIFICATION 408-8428.
6. PLUG SUBASSEMBLY WILL ACCEPT RG-174 OR RG-316 COAXIAL CABLE.



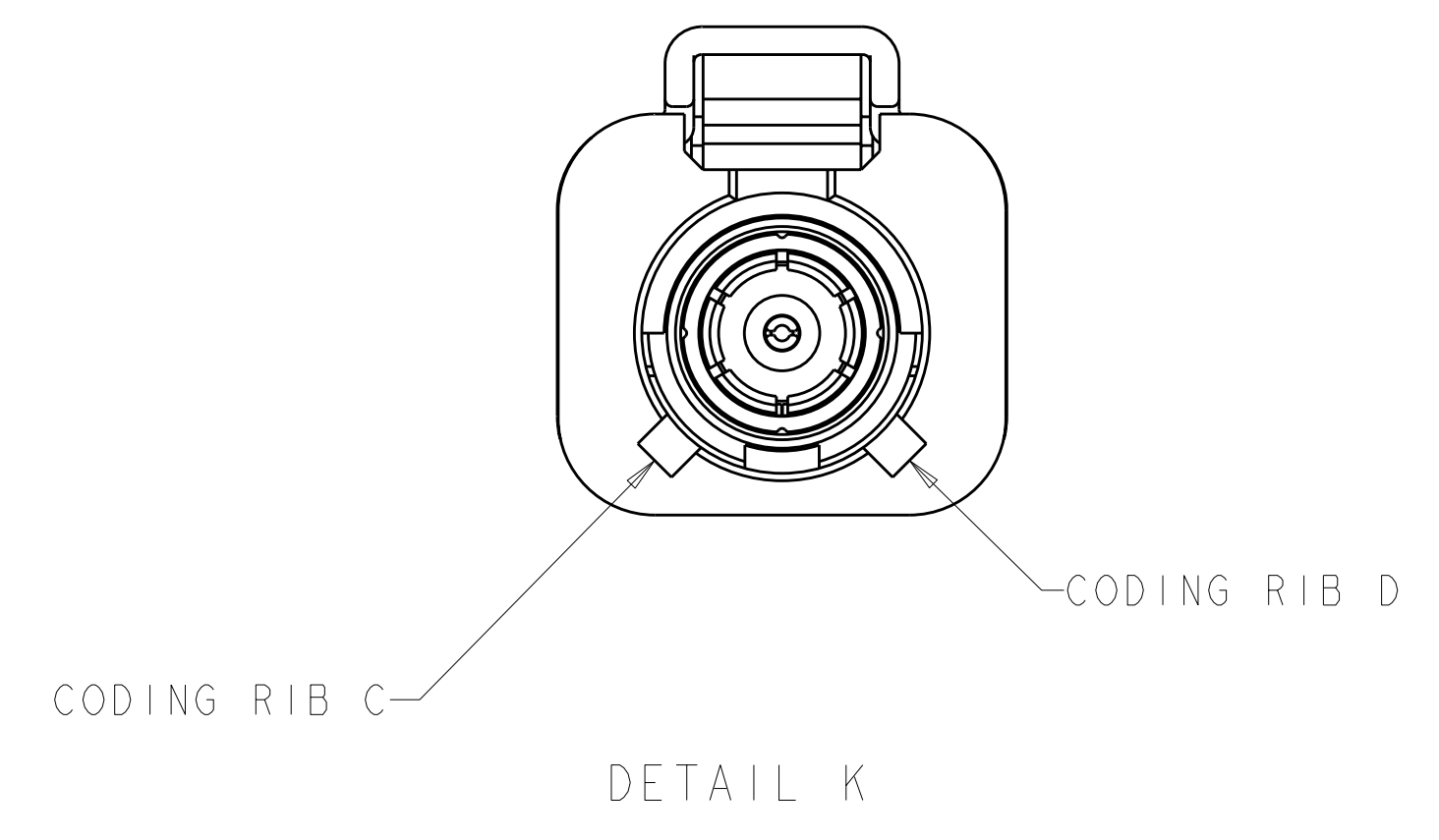
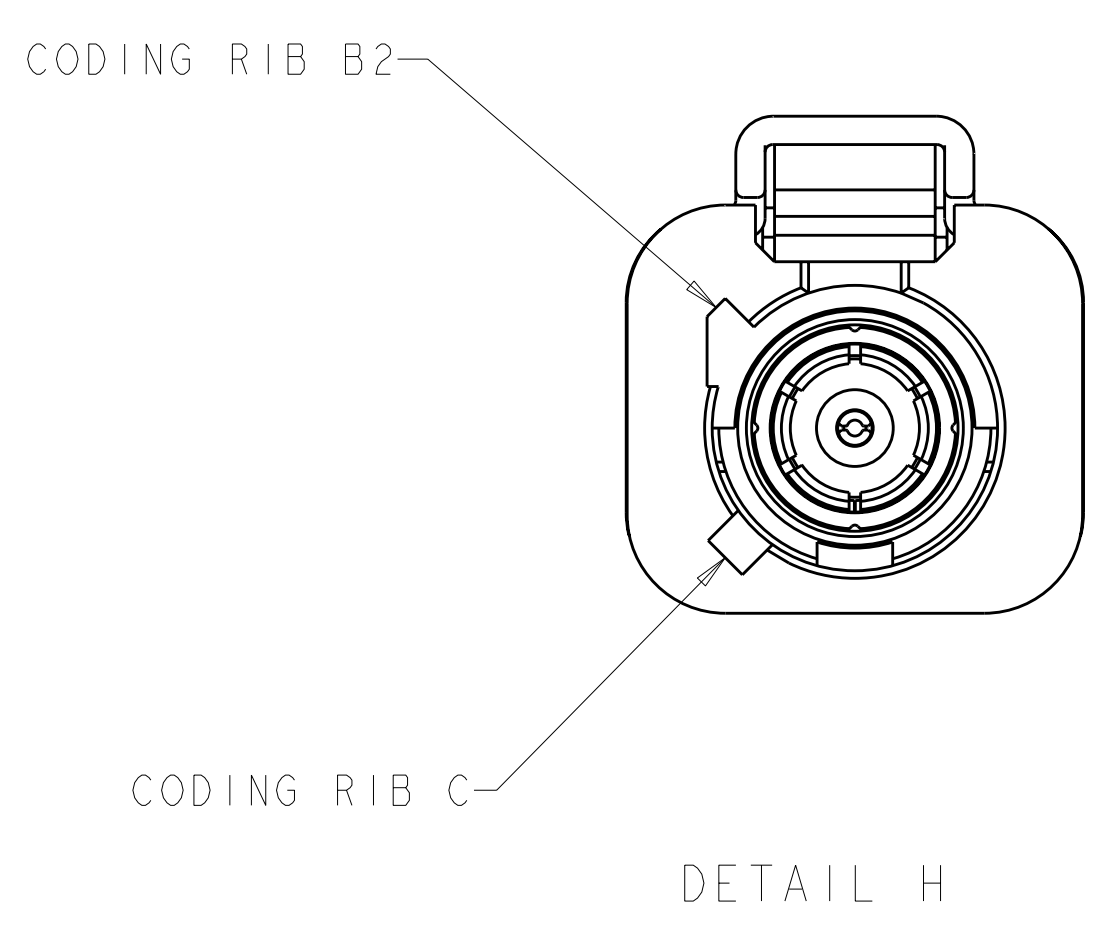
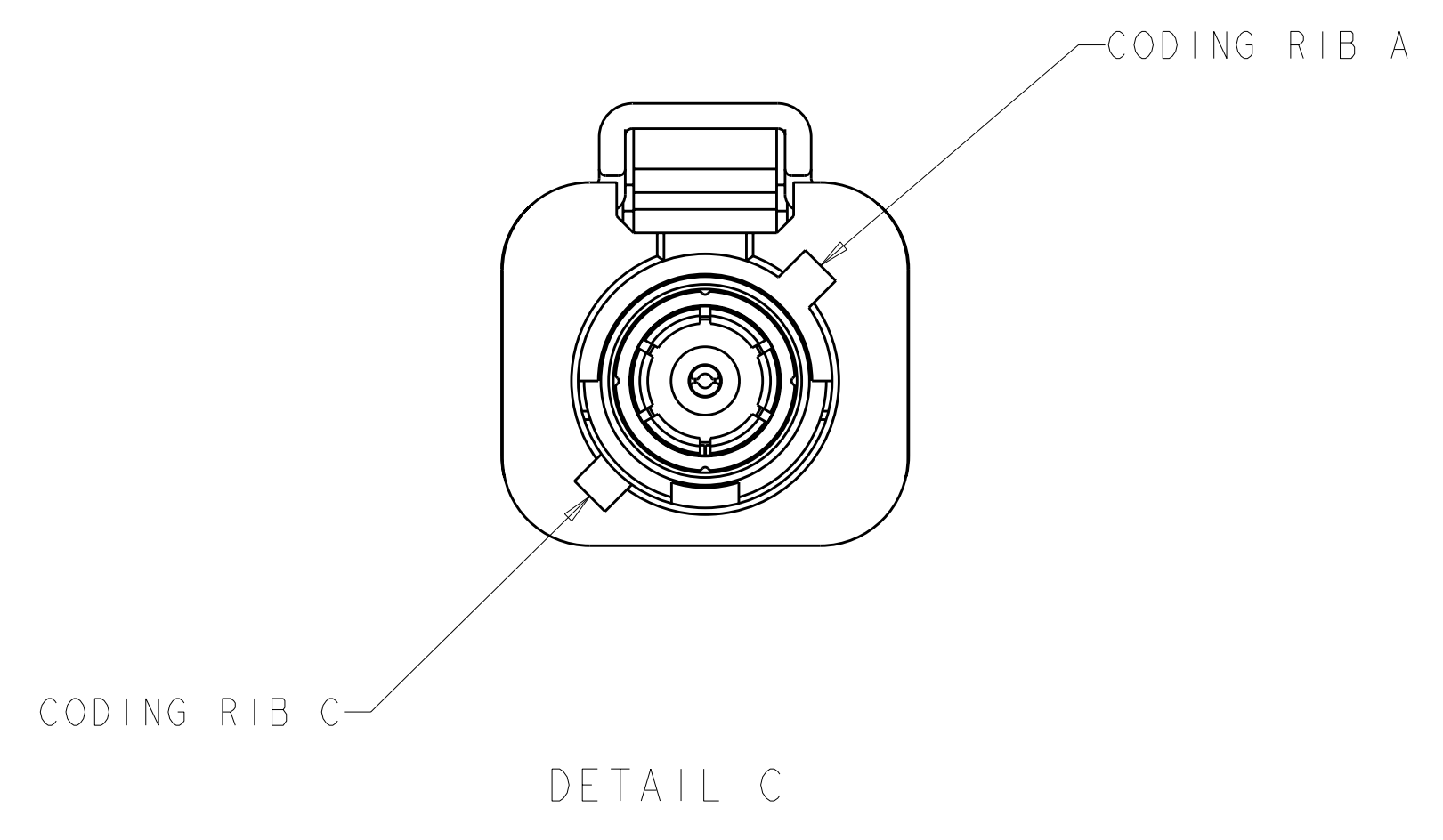
RECOMMENDED STRIP LENGTH DIMENSIONS
 SCALE: NTS

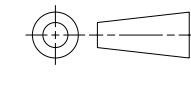
PER DETAIL	KEYING	KEY CODING	HOUSING COLOR	PART NUMBER
K	K	CURRY		1-638832-0
H	H	VIOLET		638832-8
C	C	BLUE		638832-3

DIMENSIONS: mm 9 PLC ±.5 1 PLC ±0.5 3 PLC ±0.25 4 PLC ±. ANGLES ±. FINISH ±.	TOLERANCES UNLESS OTHERWISE SPECIFIED: 9 PLC ±.5 1 PLC ±0.5 3 PLC ±0.25 4 PLC ±. ANGLES ±. FINISH ±.	DWN D. HARDY 13JUL2000 CHK J. W. HALL 14JUL2000 APPD J. W. HALL 14JUL2000 PRODUCT SPEC 108-1991 APPLICATION SPEC 408-8428 WEIGHT CUSTOMER DRAWING	Tyco Electronics Harrisburg, PA 17105-3608 NAME PLUG KIT, UNASSEMBLED, FAKRA, 50 Ohm, RG-174, SMB SIZE CAGE CODE DRAWING NO RESTRICTED TO A11 00779 C=638832 SCALE 5:1 SHEET 1 OF 2 REV J
---	--	---	---

THIS DRAWING IS UNPUBLISHED. RELEASED FOR PUBLICATION 20
 © COPYRIGHT 20 BY TYCO ELECTRONICS CORPORATION. ALL RIGHTS RESERVED.

LOC	DIST	REVISIONS			
P	LTR	DESCRIPTION	DATE	DWN	APVD
-	-	SEE SHEET 1	-	-	-



<small>THIS DRAWING IS UNPUBLISHED. RELEASED FOR PUBLICATION 20 © COPYRIGHT 20 BY TYCO ELECTRONICS CORPORATION. ALL RIGHTS RESERVED.</small>		DWN D. HARDY 13JUL2000 CHK J. W. HALL 14JUL2000 APVD J. W. HALL 14JUL2000	Tyco Electronics Tyco Electronics Harrisburg, PA 17105-3608
DIMENSIONS: mm 		TOLERANCES UNLESS OTHERWISE SPECIFIED: 9 PLC ± 1 PLC ±0.5 5 PLC ±0.25 4 PLC ± ANGLES ± FINISH ±	NAME PLUG KIT, UNASSEMBLED, FAKRA, 50 Ohm, RG-174, SMB SIZE CAGE CODE DRAWING NO A 00779 C-638832 RESTRICTED TO
MATERIAL -		WEIGHT - CUSTOMER DRAWING	SCALE 1:1 SHEET 2 OF 2 REV J