

Peak Emission Wavelength: 1460nm



Description

- Size 1206: 3.2 (L) x 1.6 (W) x 1.95(H) mm
- Circuit substrate: glass laminated epoxy
- Devices are RoHS conform
- Lead free solderable, soldering pads: gold plated
- Taped in 8 mm blister tape, cathode to transporting perforation
- Marking at anode
- High radiation intensity types
- Taping: face-up (TU) or face-down (TD) possible

Absolute Maximum Ratings (Ta=25°C)



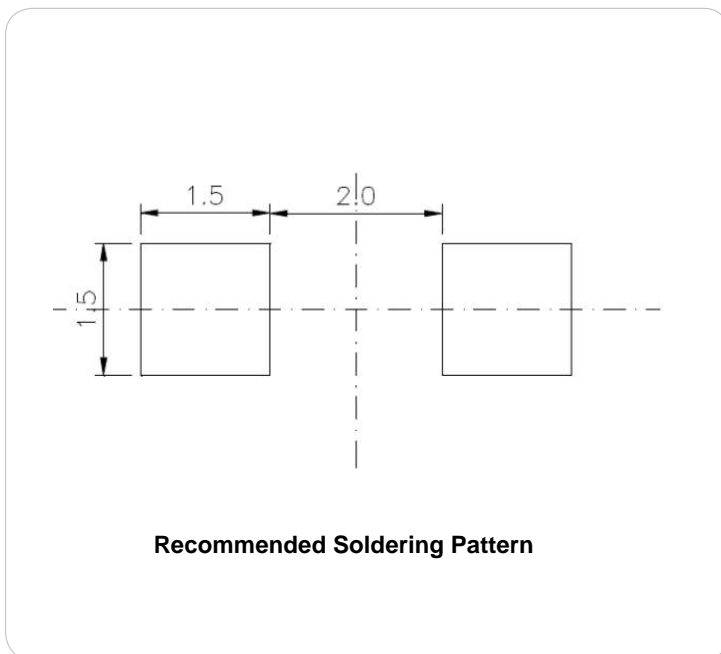
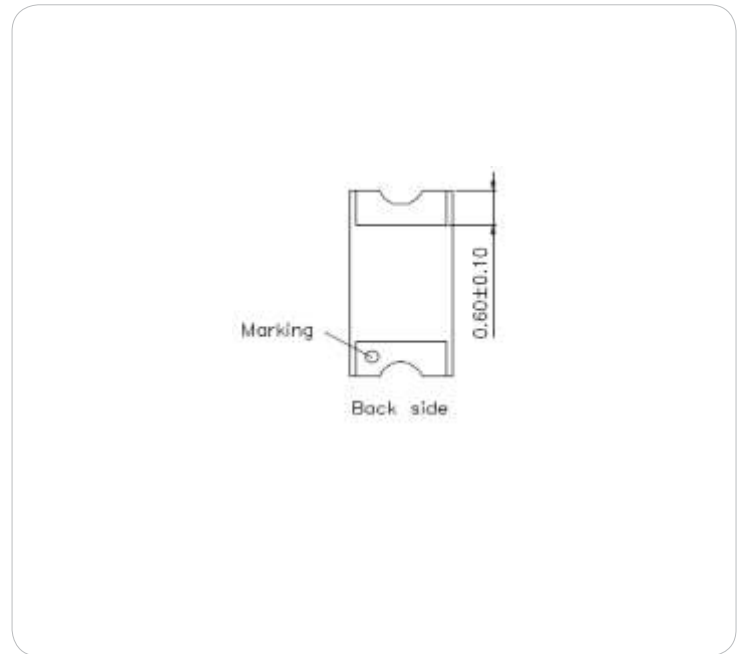
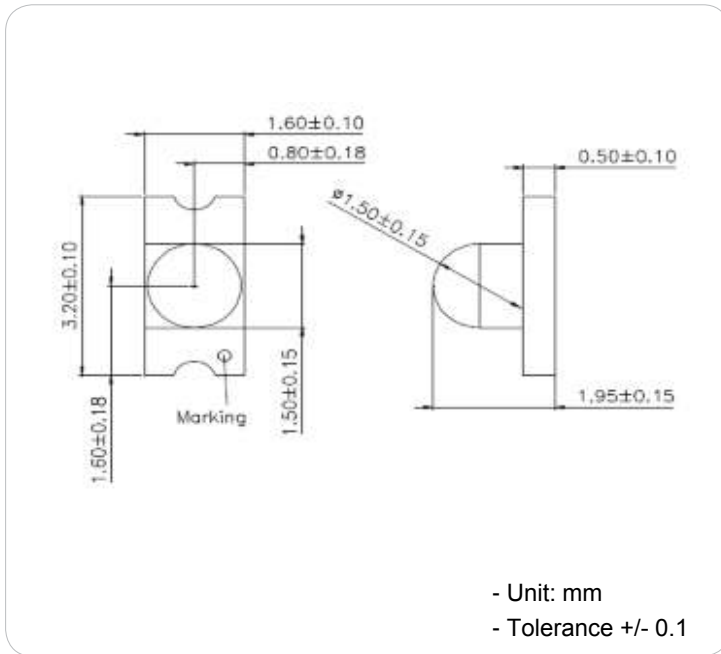
ITEMS	SYMBOL	RATINGS	UNIT
Forward DC Current	If	50	mA
Peak Forward Current *	Ifp	100	mA
Reverse Voltage	Vr	5	V
Reverse Current	Ir	100	uA
Operating Temperature	Top	-40 to +85	°C
Storage Temperature	Tst	-55 to +85	°C
Thermal Resistance	RthJA	450	K/W

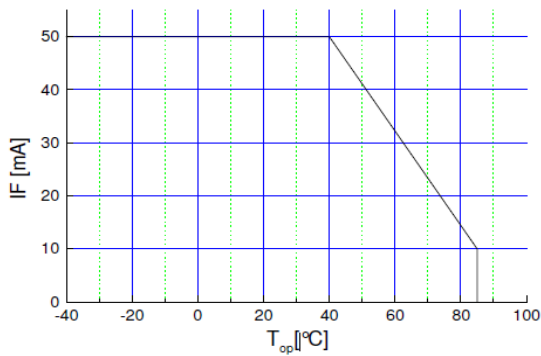
* tp ≤ 100 us, T=1ms

Electrical & Optical Characteristics (Ta = 25°C)

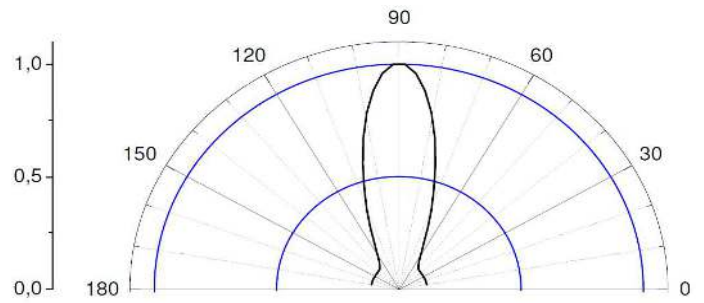
ITEMS	SYMBOL	CONDITION	MIN	TYP	MAX	UNIT
Forward Voltage	Vf	If=50mA	--	1.05	1.5	V
Peak Wavelength	λp	If=50mA	--	1460	--	nm
Radiant Power	Φe	If=50mA	--	6	--	mW
Radiant Intensity	Ie	If=50mA	--	9	--	mW/sr
Spectral Bandwidth	Δλ0.5	If=50mA	--	118	--	nm
Viewing Angle	φ	If=50mA	--	40	--	deg

Package Dimensions

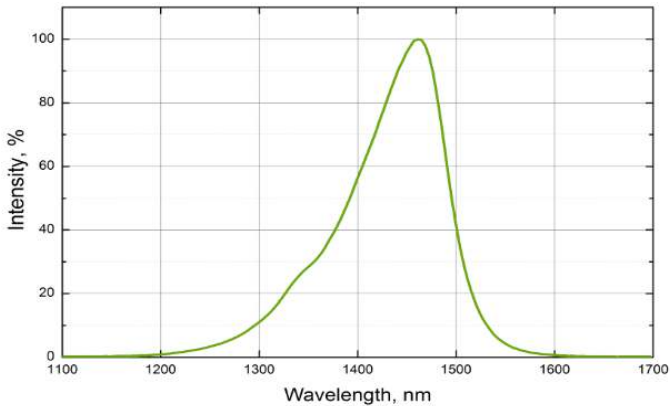




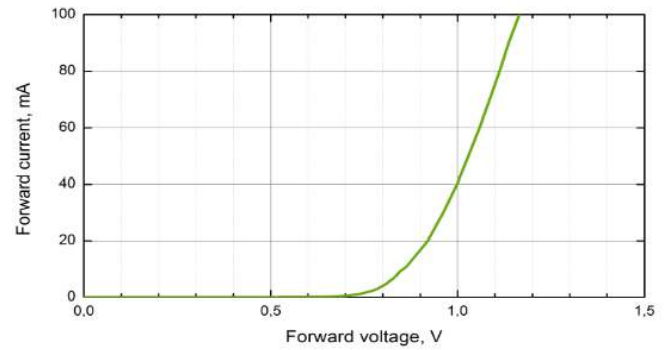
Maximal forward current (DC) characteristic



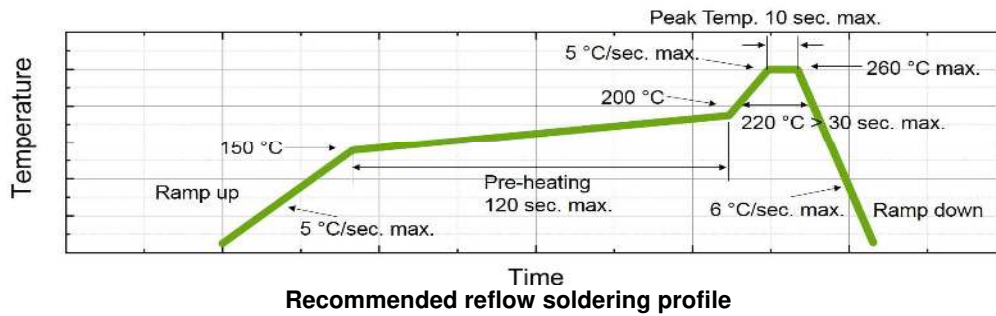
View angle



Typical spectrum at 50 mA

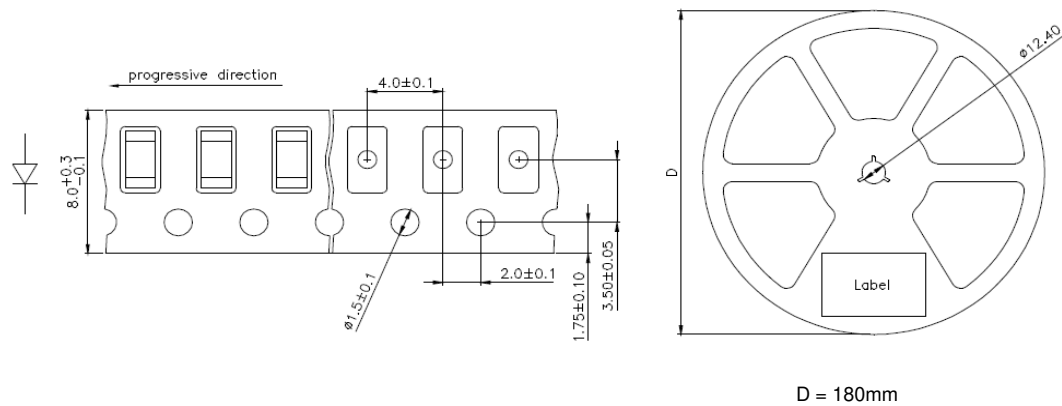


Forward current vs. forward voltage



Measured according to CIE 127. All SMD-LEDs are 100% measured and selected on full automated equipment with an accuracy of $\pm 11\%$.

Tape and Reel packing



Tape and Reel - Suffice to the part number	
Ex:	MTXXXXX-T05 = 500 piece reel
Code	Components per reel
T05	500
T1	1000
T2	2000
T25	2500
T3	3000

Packing: The reel is sealed in special plastic bag with integrate ESD protection (MIL - STD 81705) including a silica dry-pack