

PRODUCT NUMBER

5 3 6 1 2 - X X X - X X X X LF

PLATING

S=15µm [0.38µm] GOLD ON CONTACT AREA (NOTE 13)
150µm [3.81µm] TIN/LEAD ON TAIL

G=30µm [0.76µm] GOLD (NOTE 13) ON CONTACT AREA
150µm [3.81µm] TIN/LEAD ON TAIL

LEAD FREE PLATING

S=15µm [0.38µm] GOLD (NOTE 13) ON CONTACT AREA
100µm [2.54µm] TIN ON TAIL

G=30µm [0.76µm] GOLD (NOTE 13) ON CONTACT AREA
100µm [2.54µm] PURE TIN ON TAIL

LEAD FREE OPTION
NOTE 10,11

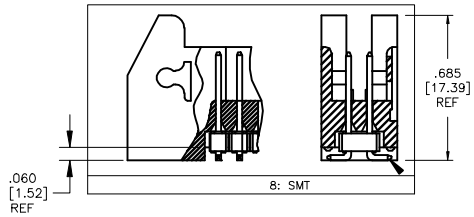
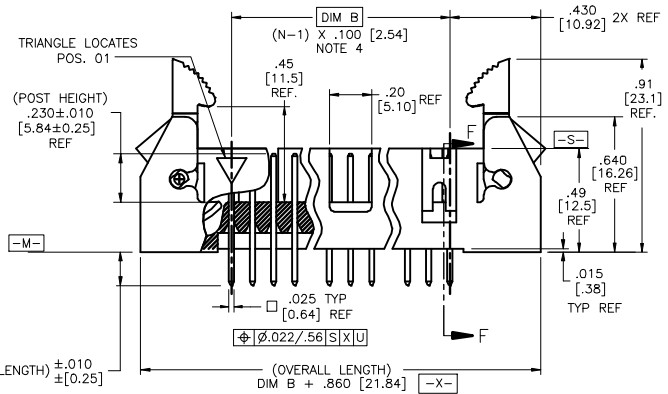
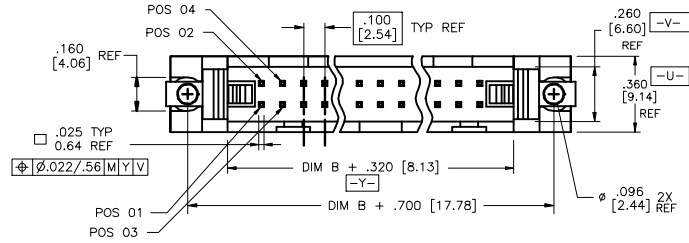
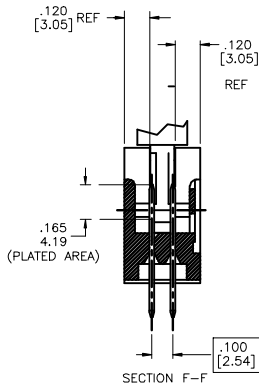
RETENTION
R= RETENTION LEG
NOTE 5

POLARIZATION
NOTE 9

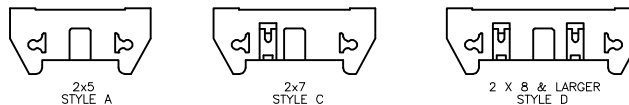
TAIL LENGTH

- 1=.085/2.16
- 2=.112/2.84
- 4=.120/3.05
- 6=.150/3.81
- 7=.675/17.15
- 8= SMT

DASH NO.	POSITIONS	HEADER STYLE
10	2 X 5	A
14	2 X 7	C
16	2 X 8	D
20	2 X 10	D
26	2 X 13	D
34	2 X 17	D
40	2 X 20	D
50	2 X 25	D



HEADER STYLE (LATCHES NOT SHOWN)

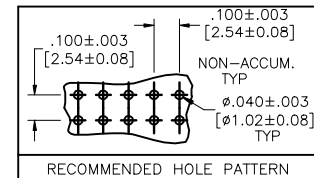
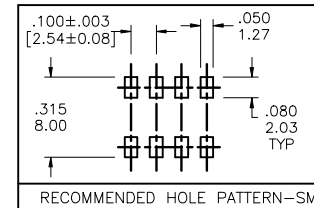


mat'l. code		surface ISO 1302		tolerance ISO 406 ISO 1101		projection		product family QUICKIE	
ltr	ecn no	dr	date	tolerances unless otherwise specified		INCH/MM		title	
D	VO1862	MEM	7/26/00	angles	linear	.XX±.01/XX±0.3		.100/2.54cc EJECT LATCH	
E	VO2309	MEM	9/11/00			.XXX±.005/XXX±0.13		SHOROUDED VERTICAL HEADER	
F	C10004	MDF	2/26/01	0'±2'		.XXX±.0020/XXX±0.051		scale 1:1	
G	M05-0089	ERE	5/20/05	dr	D. INGRAM	7/12/99		dwg no sheet 1 of 2 size	
H	M06-0289	AGS	7/28/06	engr	L. GREEN	7/21/99		53612 A3	
J	M08-0237	MHT	8/25/08	chr	L. GREEN	7/21/99		type Product Customer Drawing	
K	M08-0273	MHT	9/26/08	appd	L. GREEN	7/21/99			
sheet	revision	K	K						
index	sheet	1	2						

NOTES:

- ① HOUSING MAT'L: HIGH TEMPURTURE THERMOPLASTIC. UL94V-0.
COLOR : BLACK
- ② PIN MATERIAL: PHOSPHOR-BRONZE
- ③ 3 LBS/1.36 KG MIN. RETENTION.
- ④ TO DETERMINE DIMENSION:
N = NUMBER OF POSITIONS.
EXAMPLE: 10 POS., (N-1) x .100[2.54]=.900[22.87]
- ⑤ RETENTIVE LEG:
RETENTIVE LEG APPLICABLE TO TAIL LENGTH .120/3.05 ONLY.
RETENTION IS APPLIED TO FOUR PINS ON PART SIZES OF 2x14 AND SMALLER,
AND APPLIED TO EIGHT PINS ON PARTS SIZES OF 2x15 AND LARGER.
5LB/2.3KG MAX INSERTION FORCE AND .25LB./1KG MIN RETENTION FORCE
PER RETENTIVE PIN USING .062/1.57 THICK CIRCUIT BOARD AND RECOMMENDED
HOLE PATTERN. RETENTIVE LOCATION AT THE DISCRETION OF THE MANUFACTURER.
OMIT FROM PRODUCT NUMBER IF THIS FEATURE IS NOT APPLICABLE.
6. PACKAGED IN TRAYS.
8. UNDERPLATING: 50μ"/1.27μm Ni.
- ⑨ FOR POLARIZATION, SPECIFY POSITION NUMBER (i.e.. 03= PIN 3) TO OMIT PIN.
OMIT FROM PRODUCT NUMBER IF THIS FEATURE IS NOT APPLICABLE.
- ⑩ ADD "LF" SUFFIX AT THE END OF PART NUMBER FOR LEAD FREE OPTION.
- ⑪ THIS PRODUCT MEETS EUROPEAN UNION DIRECTIVES AND OTHER
COUNTRY REGULATION AS DESCRIBED IN GS-22-008.
12. THE HOUSING WILL WITHSTAND EXPOSURE TO 260°C PEAK TEMPERATURE
FOR 15 SECONDS IN A WAVE SOLDER APPLICATION WITH A 1.5mm
MINIMUM THICK CIRCUIT BOARD. SEE APPLICATION NOTES/PROCEDURES
IF THEY ARE AVAILABLE.

THE HOUSING WILL WITHSTAND EXPOSURE TO 260°C PEAK TEMPERATURE
FOR 20 SECONDS IN A CONVECTION, INFRA-RED OR VAPOR PHASE REFLOW
OVEN. SEE APPLICATION NOTES/PROCEDURES IF THEY ARE AVAILABLE.
- ⑬ PLATING OPTIONS:
MAY BE EITHER GOLD OR GXT PLATED AT MANUFACTURER'S OPTION.



mat'l. code		surface ISO 1302	tolerance ISO 406 ISO 1101	projection	product family QUICKIE
ltr	ecn no	dr	date	title	
K				.100/2.54cc EJECT LATCH SHOROUDED VERTICAL HEADER	
			angles	linear	INCH/MM
			0°±2'	linear	scale 1:1
		dr	D. INGRAM	7/12/99	dwg no
		engr	L. GREEN	7/21/99	sheet 2 of 2 size
		chr	L. GREEN	7/21/99	53612
		appd	L. GREEN	7/21/99	A3
sheet	revision				type Product Customer Drawing
index	sheet				