

10135305 - 10X LF

LEAD-FREE DESIGNATION  
ONLY WITH APPLICABLE  
PLATING CODES

SEE NOTE 2

LETTER DESIGNATION REPRESENTED IN DASH NUMBER

MODULE DESCRIPTION	LETTER DESIGNATION REPRESENTED IN DASH NUMBER										BASE MODULE
LEFT POLARIZING GUIDANCE MODULE (SEE SHEET 3)	<b>N</b>	<b>J</b> (NO KEY)	<b>A</b>	<b>B</b>	<b>C</b>	<b>D</b>	<b>E</b>	<b>F</b>	<b>G</b>	<b>H</b>	
	NO KEY NO GUIDE PIN										
RIGHT POLARIZING GUIDANCE MODULE (SEE SHEET 2)	<b>Z</b>	<b>Y</b> (NO KEY)	<b>P</b>	<b>Q</b>	<b>R</b>	<b>S</b>	<b>T</b>	<b>U</b>	<b>V</b>	<b>W</b>	
	NO KEY NO GUIDE PIN										

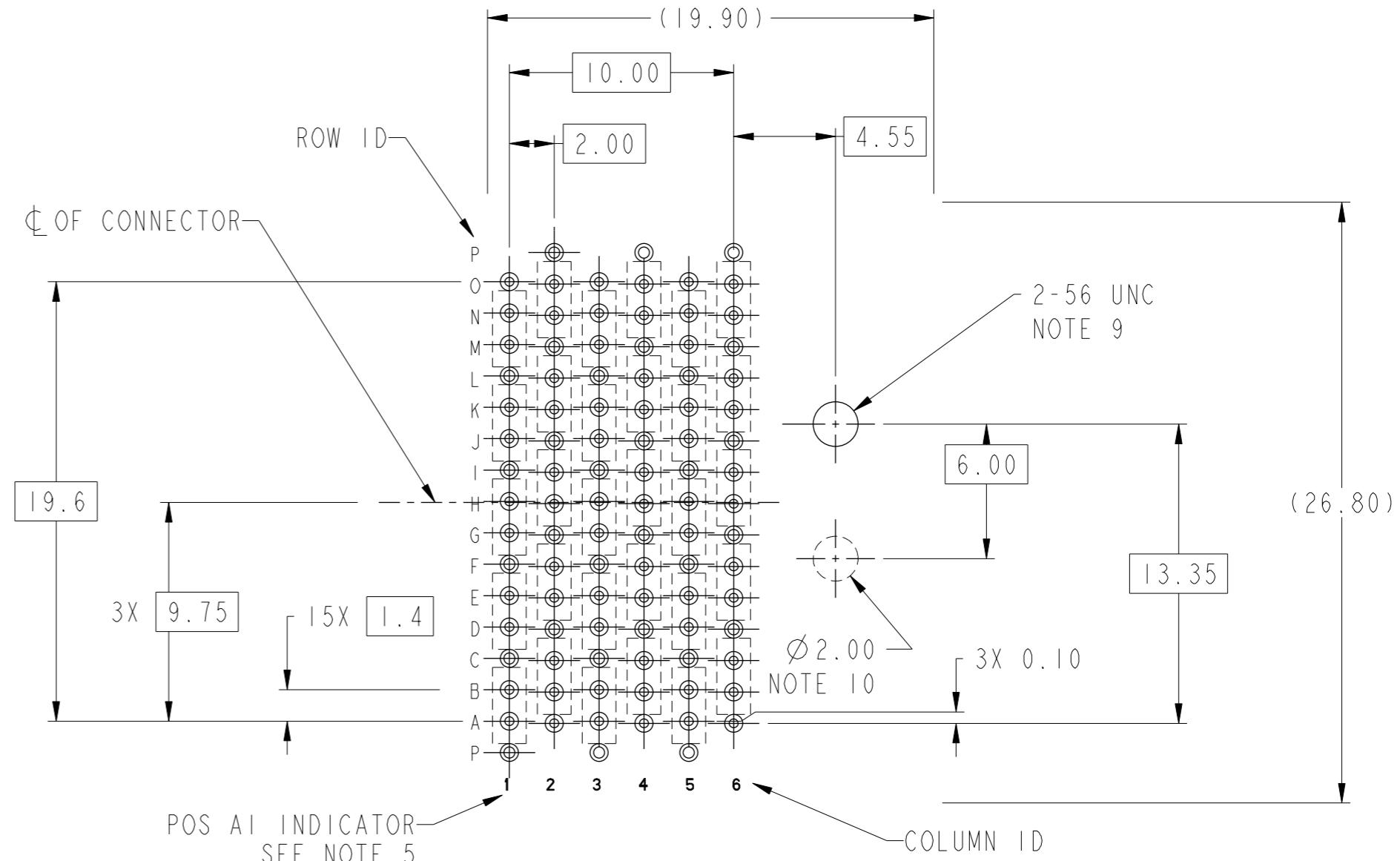
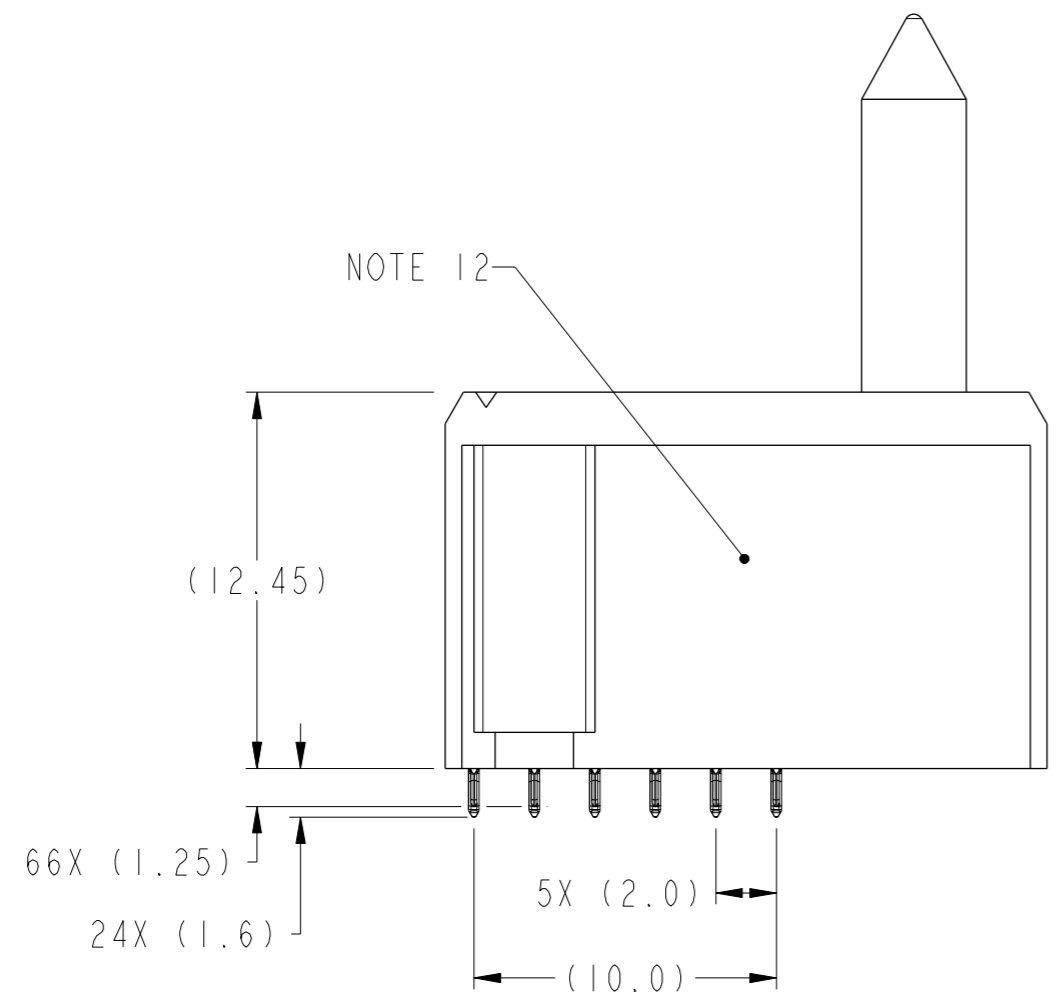
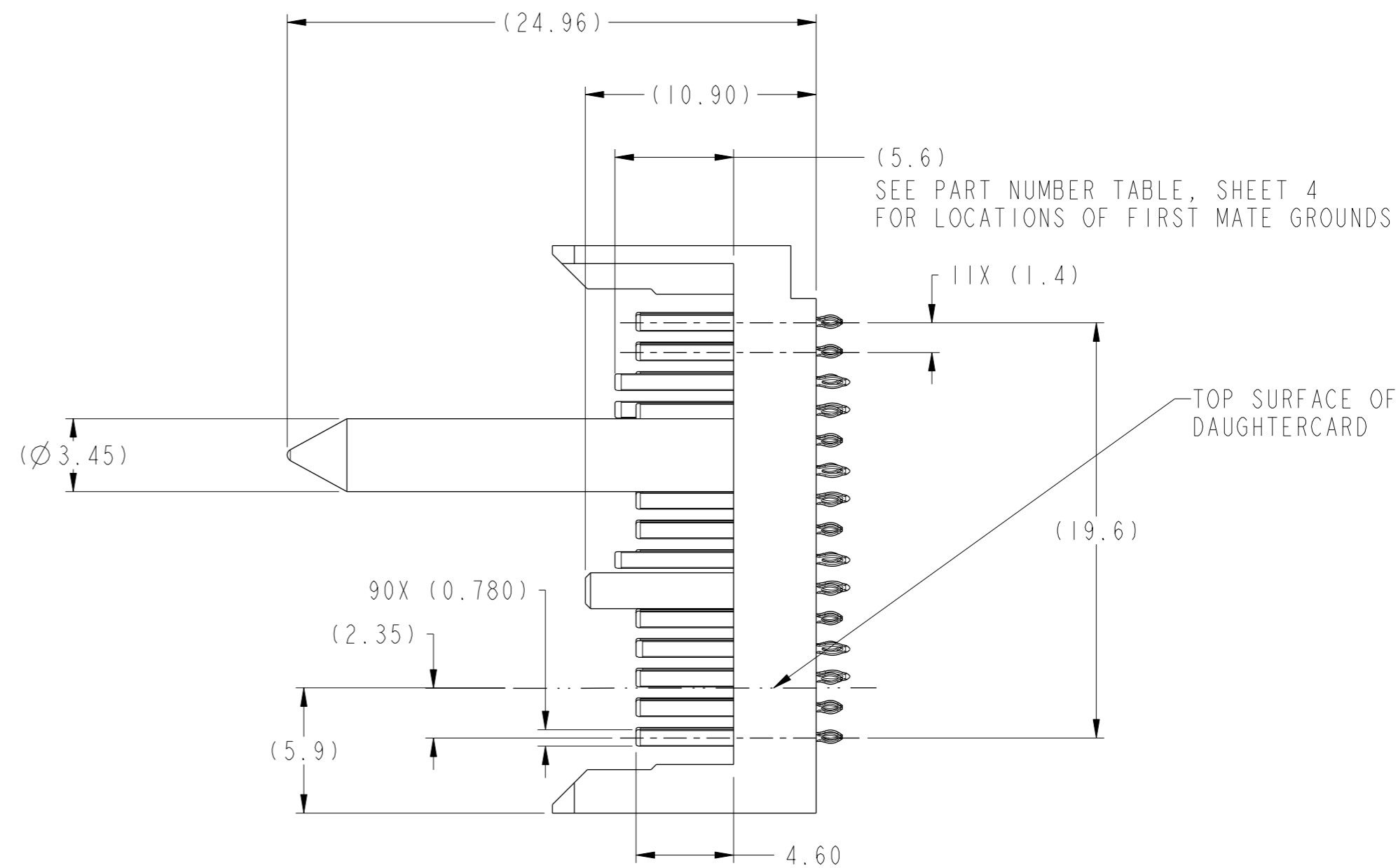
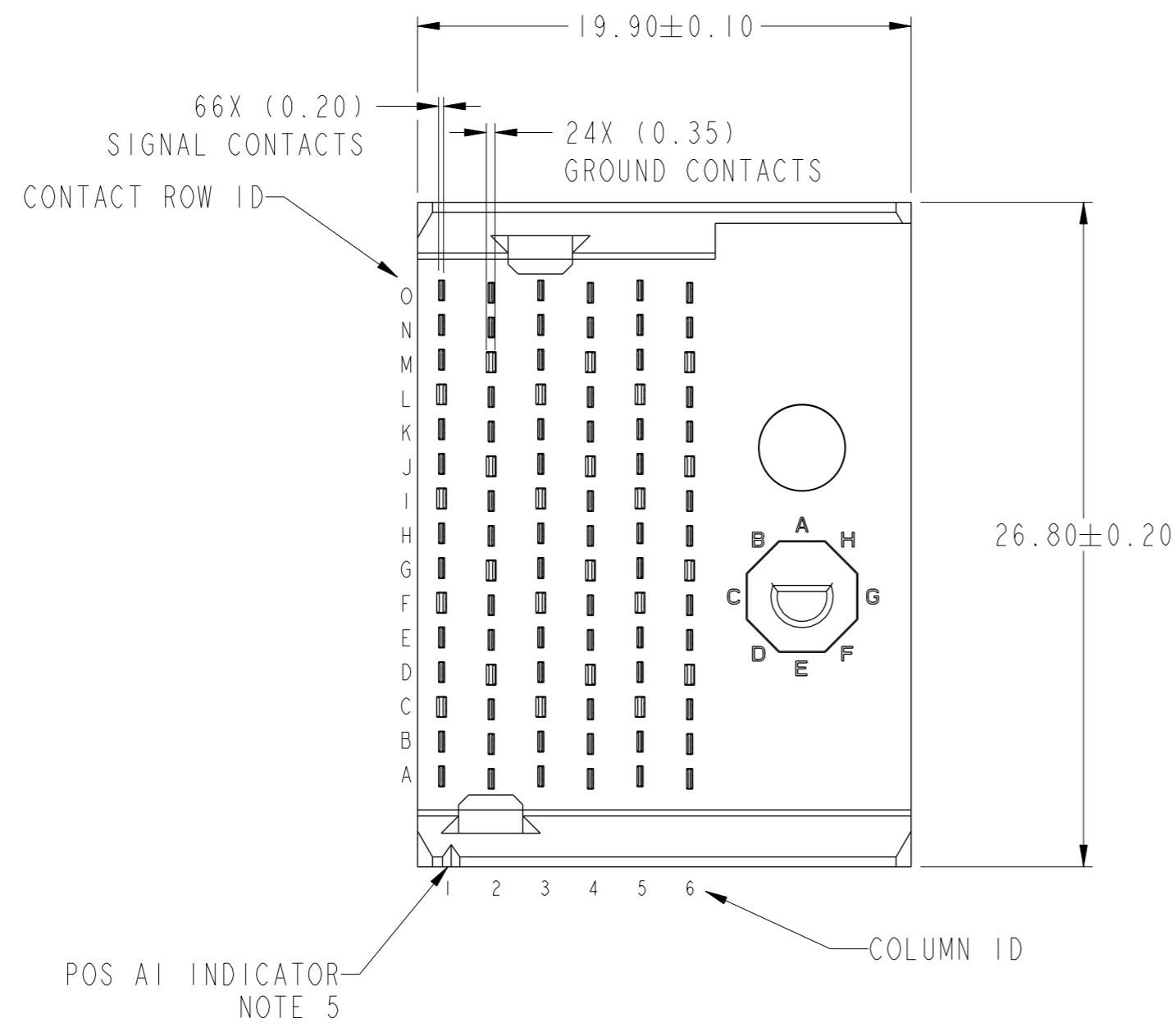
NOT TOOLED  
PRELIMINARY

spec ref	-	dr	Jackie Chen	20150526	projection	MM	size	A2	scale	5:1
tolerance std	ASME Y14.5	eng	Tao Zhan	20160314	chr	-	ecn no	-	rel level	Preliminary
surface	-	appr	-	-	product family	AIRMAX VS2	cat. no.	-	Product - Customer Drw	sheet 1 of 4
ASME Y14.5	linear	0.X	±0.3	0.XX	±0.15	0.XXX	±0.050	angular	0°	±2°
		<b>Amphenol FCI</b>		TITLE		AIRMAX VERTICAL HEADER		dwg no		10135305
						PRESS-FIT, 5-PAIR, 90 POS, W/G		rev		1

Amphenol  
FCI

© 2016 AFCI

RIGHT POLARIZING WITH GUIDE



RECOMMENDED PCB DETAILS  
SCALE 4:1

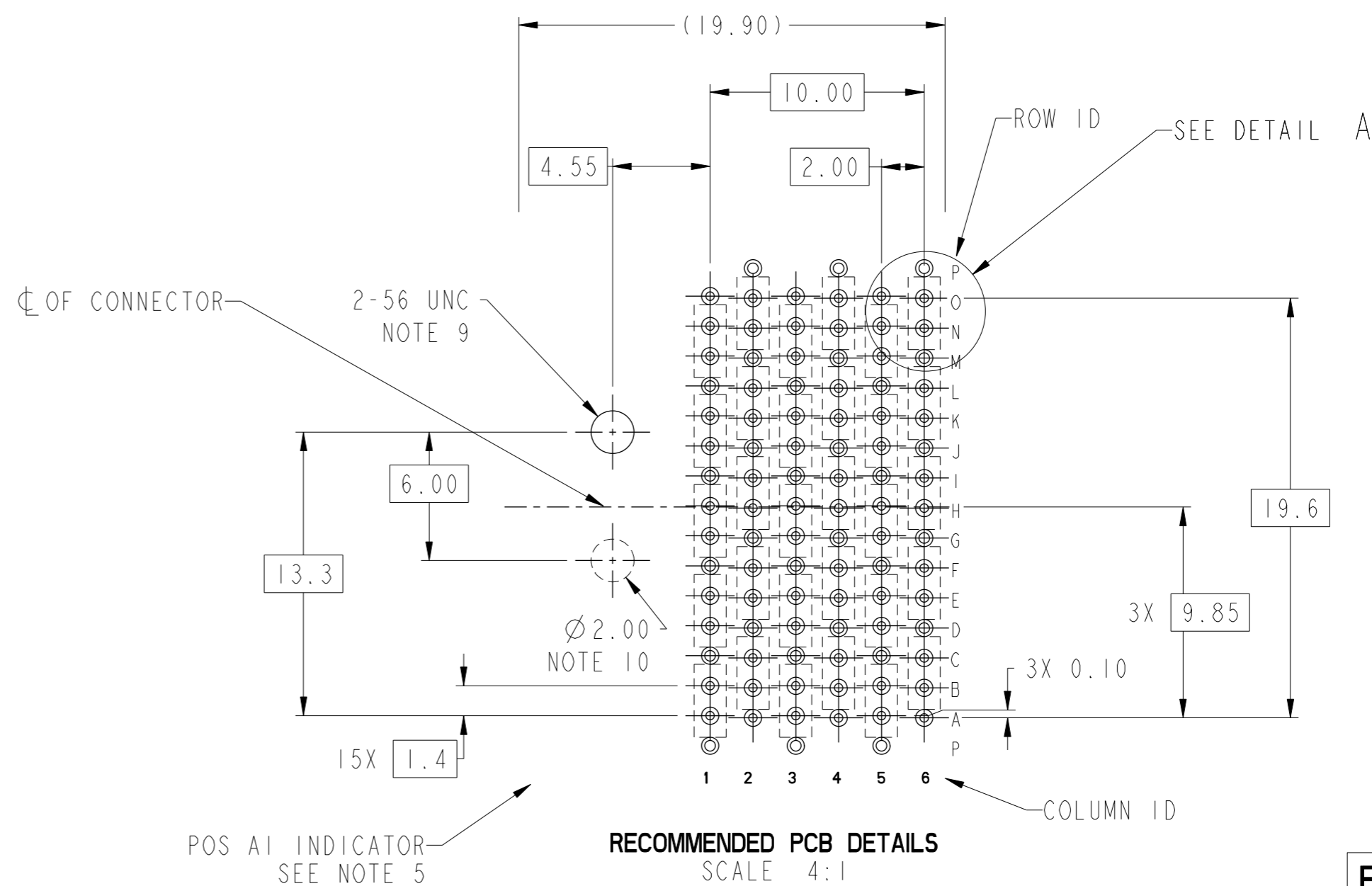
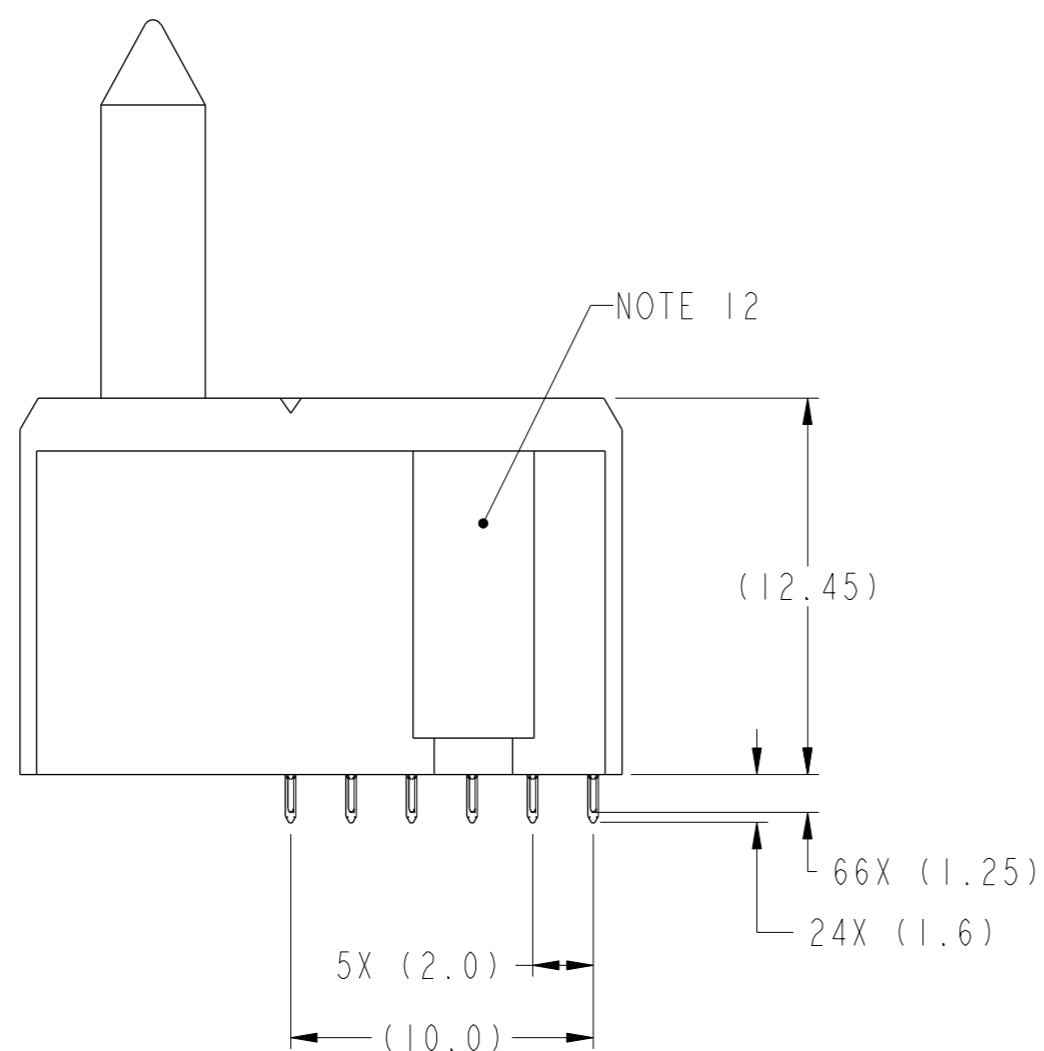
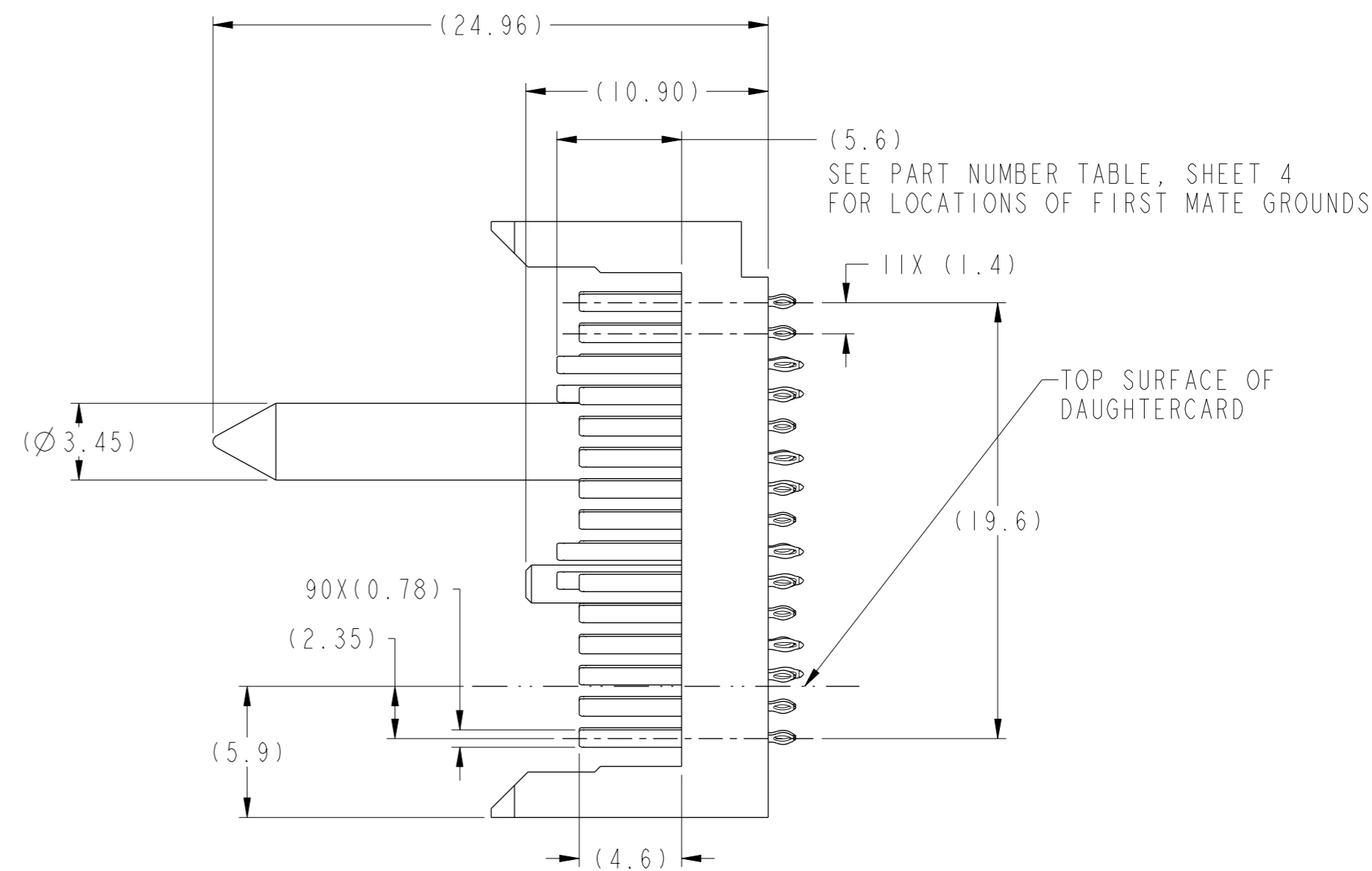
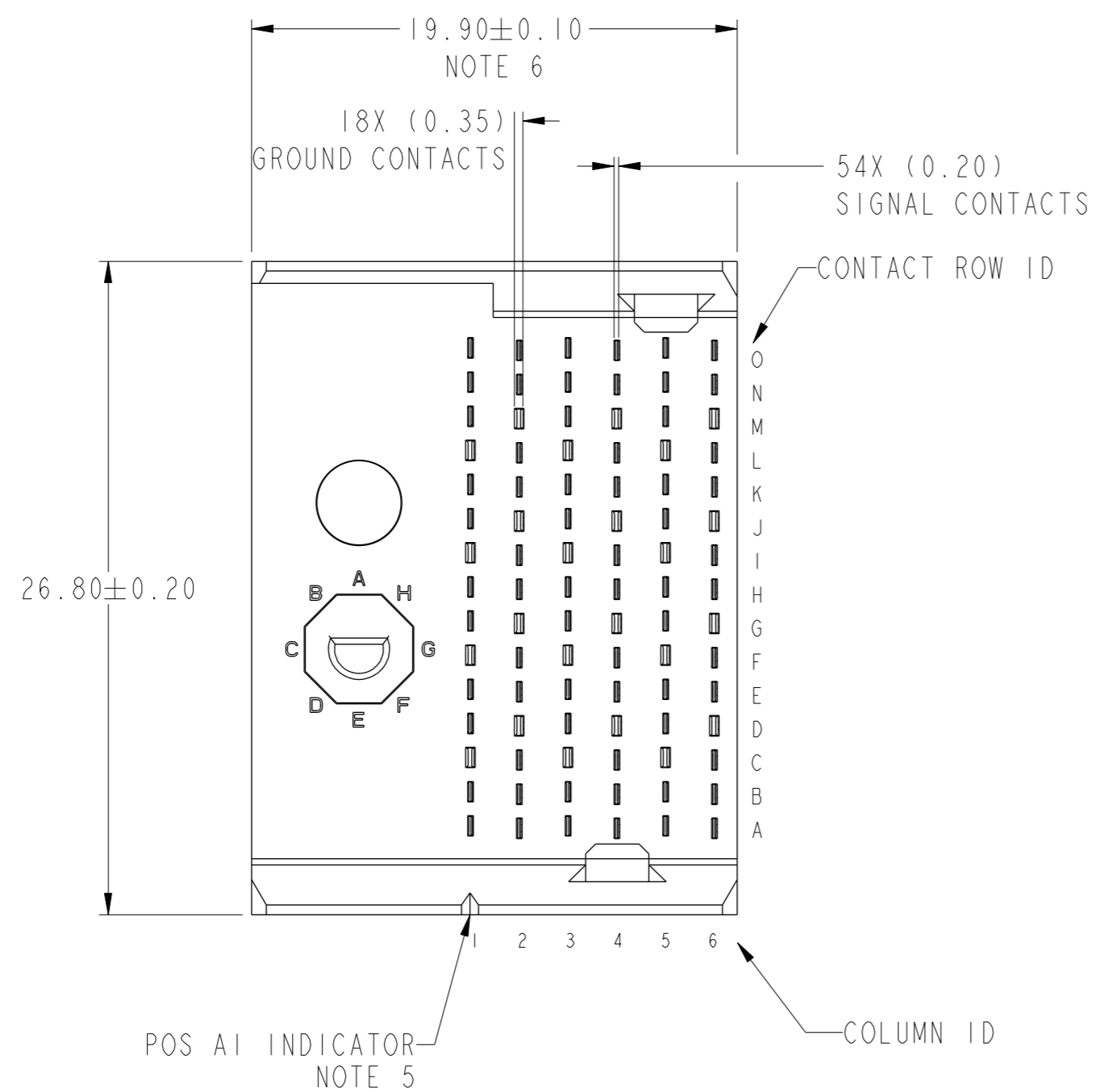
PRELIMINARY

spec ref	-	dr	Jackie Chen	2015/05/26	projection	MM	size	A2	scale	4:1
tolerance std	ASME Y14.5	eng	Tao Zhan	2016/03/14	product family	AIRMAX VS2	ecn no	-	rel level	Preliminary
surface	-	chr	-	-	part no	10135305	rev	1	Product - Customer Drw sheet 2 of 4	
ASME Y14.5	linear	0.X	±0.3	Amphenol FCI	AIRMAX VERTICAL HEADER	cat. no.	-	Product - Customer Drw sheet 2 of 4		
		0.XX	±0.15		PRESS-FIT, 5-PAIR, 90 POS, W/G					
		0.XXX	±0.050							
	angular	0°	±2°							

Amphenol FCI

© 2016 AFCI

LEFT POLARIZING WITH GUIDE



PRELIMINARY

spec ref	-	dr	Jackie Chen	2015/05/26	projection	MM	size	A2	scale	5:1
tolerance std	ASME Y14.5	eng	Tao Zhan	2016/03/14	chr	-	ecn no	-	rel level	Preliminary
TOLERANCES UNLESS OTHERWISE SPECIFIED		appr	-	-	product family	AIRMAX VS2	cat. no.	-	Product - Customer Drw	sheet 3 of 4
surface	-	linear	0.X	±0.3	Amphenol FCI		title	AIRMAX VERTICAL HEADER	diag no	10135305
			0.XX	±0.15	PRESS-FIT, 5-PAIR, 90 POS, W/G		rev	1		
		angular	0°	±2°						

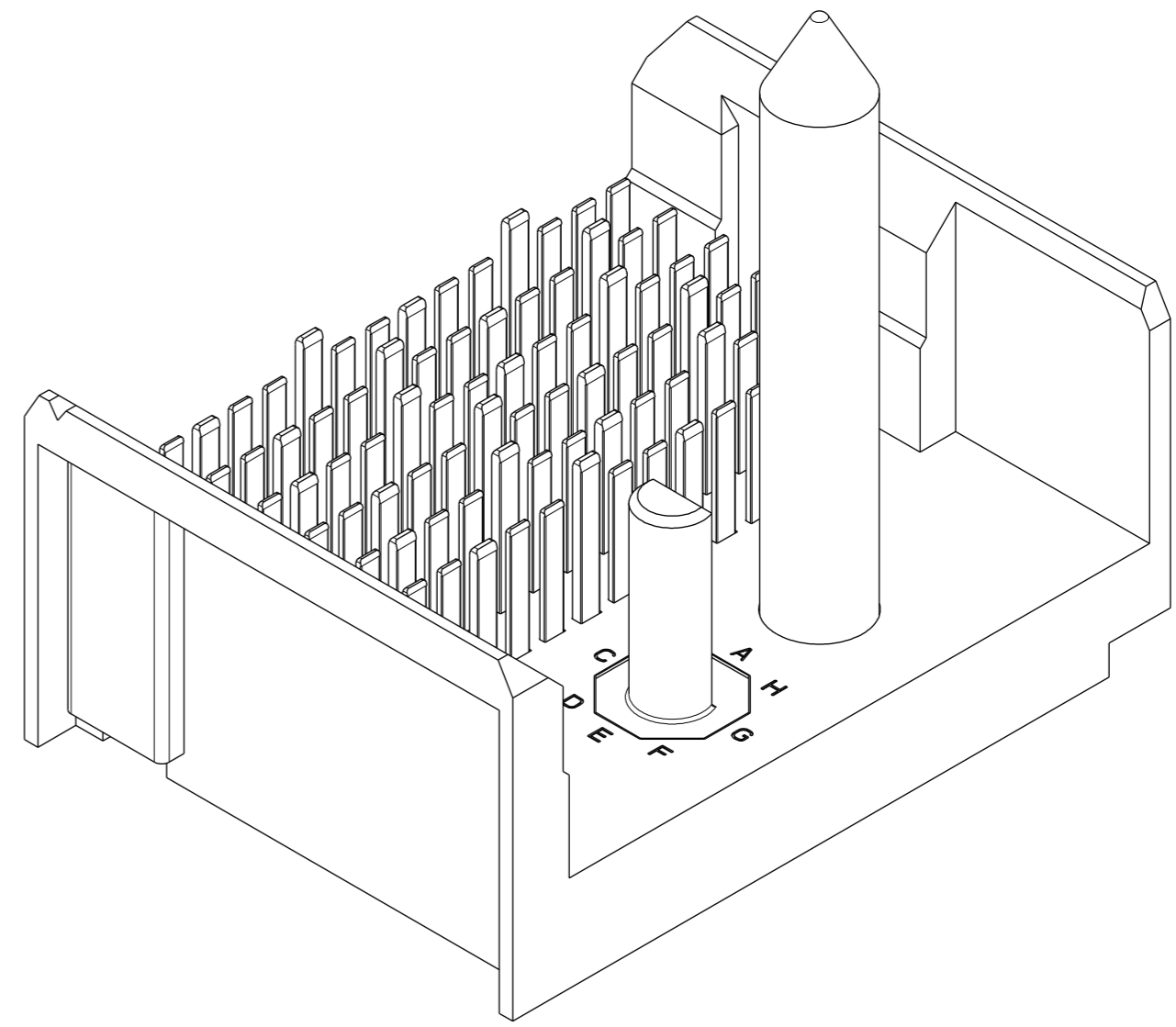
Amphenol FCI

© 2016 AFCI

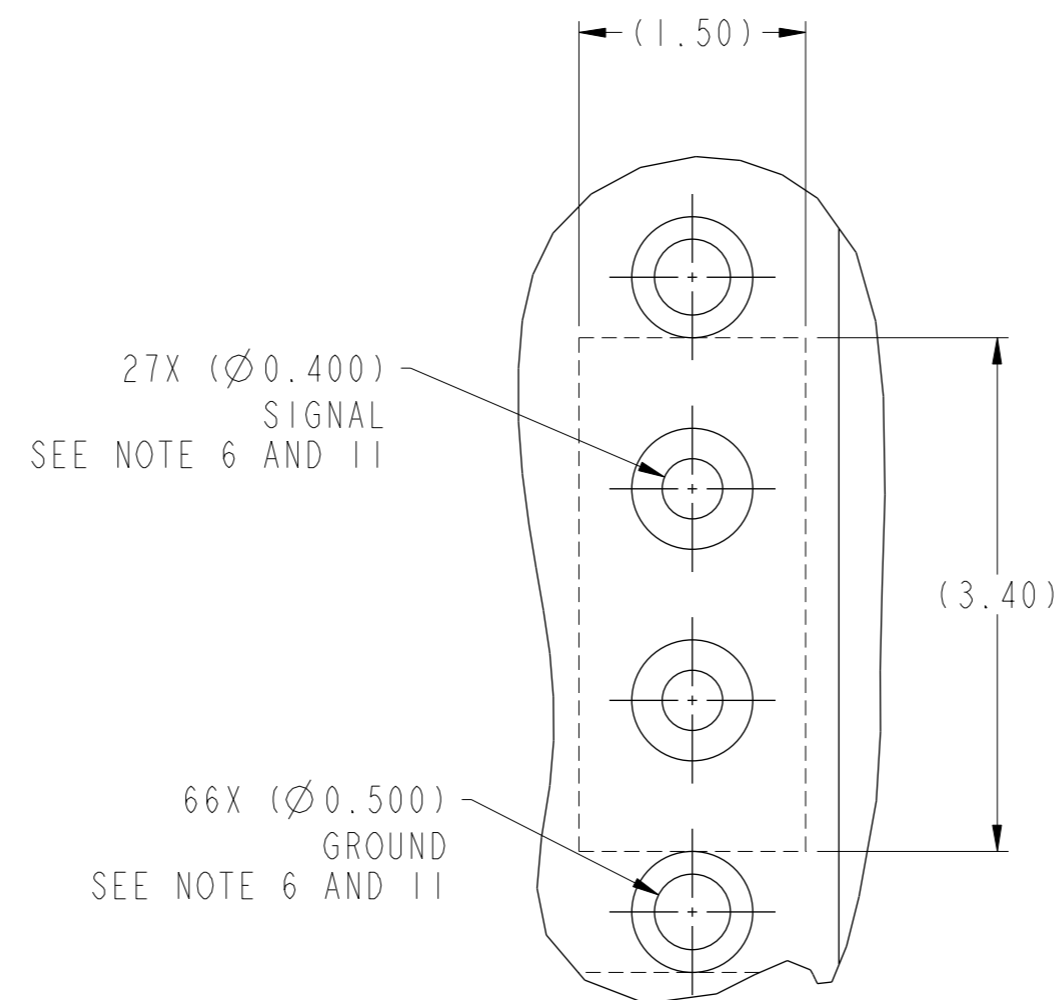
PART NUMBER	PRESS-FIT TAIL PLATING TYPE	FIRST MATE PIN LOCATIONS
10135305-10*LF	TIN OVER NICKEL (LEAD FREE)	F1, F3, F5 G2, G4, G6 L1, L3, L5 M2, M4, M6

NOTES:

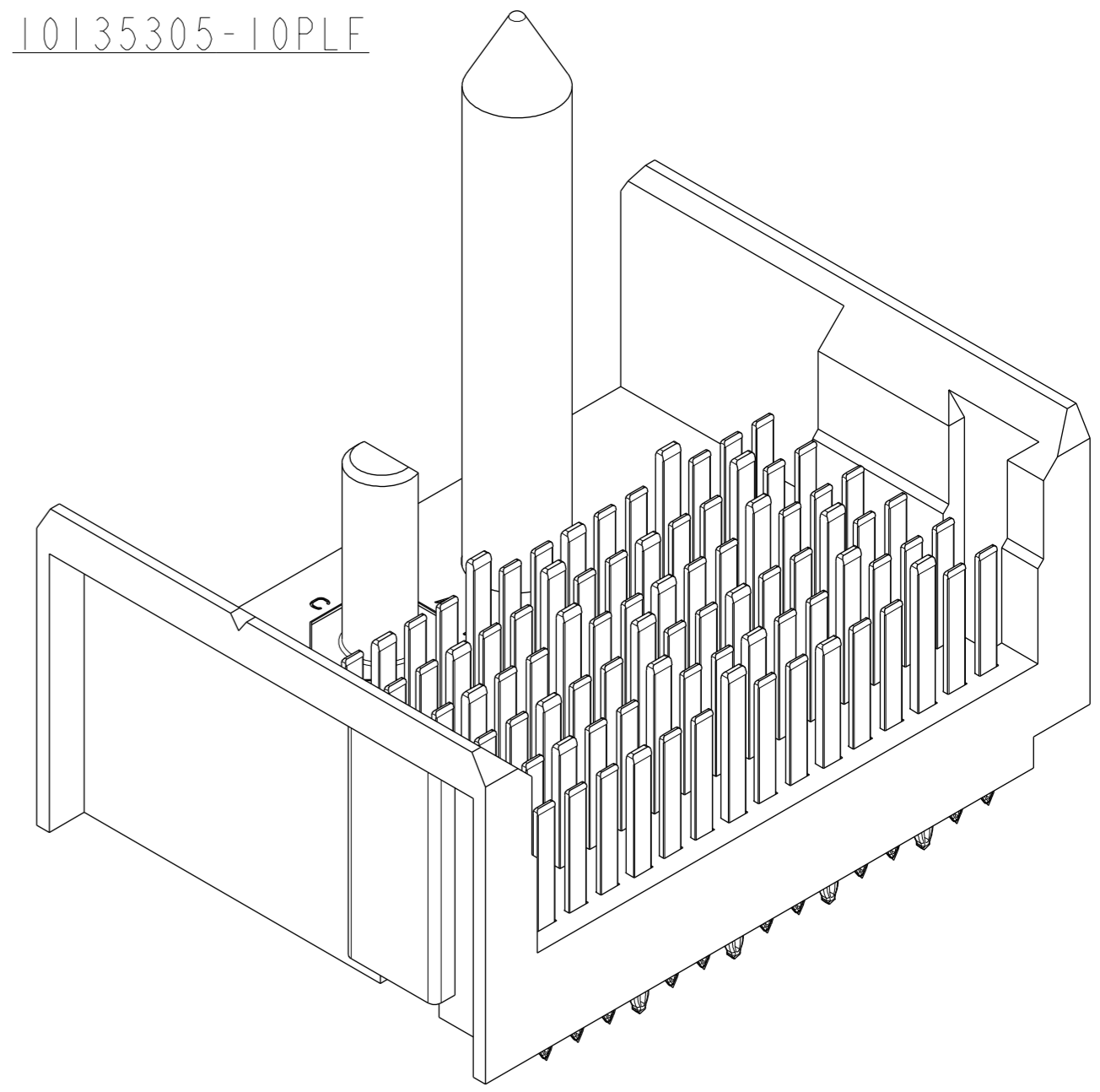
- CONNECTOR MATERIALS:  
HOUSING: HIGH TEMP THERMOPLASTIC, BLACK, UL94V-0  
CONTACT: COPPER ALLOY
- CONTACT PLATING:  
SEPARABLE INTERFACE: PERFORMANCE-BASED PLATING, QUALIFIED TO MEET THE REQUIREMENTS OF FCI PRODUCT SPECIFICATION GS-12-0956 INCLUDING TELCORDIA GR-1217-CORE (NOVEMBER 1995) CENTRAL OFFICE TEST SEQUENCE  
PRESS-FIT TAILS: SEE TABLE
- PRODUCT SPECIFICATION: GS-12-239.
- APPLICATION SPECIFICATION: GS-20-035.
- CONNECTOR OUTLINE WITH HOUSING POS AI INDICATOR MAY BE SCREEN PRINTED ONTO CUSTOMER PCB TO BE USED AS A GUIDE FOR MANUAL CONNECTOR PLACEMENT.
- REFER TO CUSTOMER DRAWING 10104444 FOR INFORMATION ON PCB HOLE DIAMETERS AND PLATING OPTIONS.
- THIS PRODUCT MEETS EUROPEAN UNION DIRECTIVES AND OTHER COUNTRY REGULATIONS AS DESCRIBED IN GS-22-008.
- PACKAGING MEETS GS-14-920 LEAD FREE LABELING SPECIFICATION.
- THE SCREW THREAD ON THE CONNECTOR IS 2-56 UNC -2B TAP 8.60 MM, #50 DRILL (1.778) TAP 8.80 MM.
- NO CIRCUIT IN THIS AREA SURFACE.
- GROUND VIAS IN POSITION C, F, I, L & P FOR ODD COLUMNS AND POSITIONS D, G, J, M & P FOR EVEN COLUMNS REQUIRE (Ø0.50) FINISHED HOLES. ALL OTHER VIAS REQUIRE (Ø0.40) FINISHED HOLES.
- PRODUCT MARKING (PROTOTYPE, PART NUMBER & LOT CODE) ON THIS SURFACE



10135305-10PLF



DETAIL A  
SCALE 20:1



10135305-10ALF

PRELIMINARY

spec ref	-	dr	Jackie Chen	20150526	projection	MM	size	A2	scale	5:1
tolerance std	ASME Y14.5	eng	Tao Zhan	20160314			ecn no	-	rel level	Preliminary
TOLERANCES UNLESS OTHERWISE SPECIFIED		chr	-	product family			AIRMAX VS2			
surface	-	appr	-	<b>Amphenol FCI</b>		title	AIRMAX VERTICAL HEADER		cat. no.	-
ASME Y14.5	linear	0.X	±0.3	0.XX	±0.15	0.XXX	±0.050	angular	0°	±2°
		cat. no.	Product - Customer Drw		sheet 4 of 4	rev	1	10135305		

Amphenol FCI

© 2016 AFCI