

# Instructions and Parts List

# Scotch™ BRAND

## H-128 Hand Dispenser - 2 Inch Model 16800


### Description

The H-128 Dispenser provides a quick and easy method for dispensing pressure sensitive tape directly from the roll. This lightweight, hand-held portable dispenser is adaptable to on-the-spot applications, such as case sealing and multiple wall bag recooperage.

### Specifications

**Tape:** for use with most "Scotch" brand pressure-sensitive box sealing tapes.

**Tape Widths:** 1-1/2 inch or 36 mm minimum  
2 inches or [50 mm] maximum

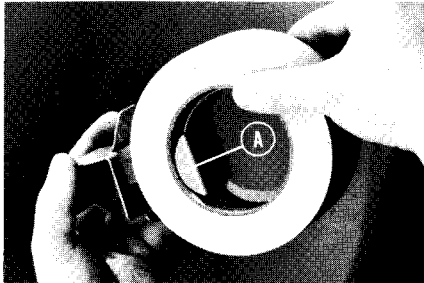


H-128 Hand Dispenser — 2 Inch Model 16800

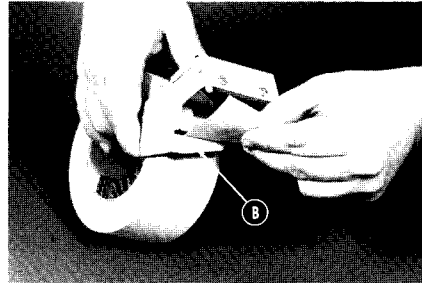
**Tape Roll Diameter:** 5-3/4 inches [145 mm] maximum  
on a 3 inch [76,2 mm] diameter core.

**Weight:** Unpackaged 8 oz. [225 gm].  
Packaged 10 oz. [270 gm].

### Loading Instructions




Start tape roll over top outer flange (A) of hub as shown to dispense tape adhesive side down. Press down on roll to fully mount on hub.




Thread end of tape through narrow guide slot (B). To dispense the tape, hold the dispenser as shown and pull the leading edge of the tape from the roll. Allow the roll to rotate freely on the dispenser.

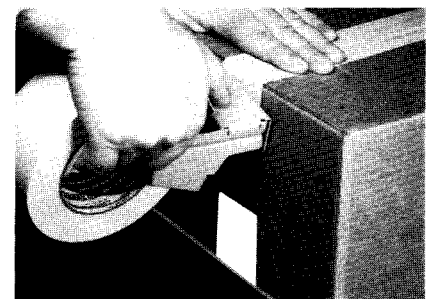
### Operating Instructions



Apply approximately 2-1/2 inches or 65 mm of tape to the side of the carton.



Pull the dispenser across the carton seam, apply pressure to the tape roll to provide tension on the tape web to obtain a tight seal. Buff the tape down with the opposite hand as shown.



Continue the tape web down the side of the carton about 2-1/2 inches or 65 mm. To cut the tape, push down and rotate the dispenser slightly. Buff the tape down by hand.

## How To Replace the Blade



**CAUTION – Use care when working near the blade as the blade is sharp.**

1. Loosen, but do not remove screws and nuts to remove used blade.
2. Install replacement blade with beveled cutting edge toward tape roll.
3. Seat blade on screws and center on blade clamp.
4. Tighten mounting screws and nuts to secure blade.

## Replacement Parts List

Part Number	Description
70-8000-1617-5	Knife Blade – Standard 30° (Corrugated)
78-8111-1315-4	Knife Blade – Optional 20° (Corrugated))
26-1002-5225-8	Screw – Mach. Pan Hd. Phillips Drive 8-32 x 5/16 Lg.
78-8032-0102-5	Nut – Mach. Hex 8-32

## How To Order Replacement Parts

1. Refer to parts list for correct part number.
2. Order by **part number, description, dispenser name and model number.**
3. Replacement parts and part prices available direct from:

**3M/Tape Dispenser Parts  
241 Venture Drive  
Amery, WI 54001-1325**

**800/344 9883  
FAX # 715/268 8153**

**Minimum billing on parts orders will be \$25.00.  
Replacement part prices available on request.  
\$10.00 restocking charge per invoice on returned parts.**

**Equipment Warranty and Limited Remedy: THE FOLLOWING WARRANTY IS MADE IN LIEU OF ALL OTHER WARRANTIES, EXPRESS OR IMPLIED, INCLUDING, BUT NOT LIMITED TO, THE IMPLIED WARRANTY OF FITNESS FOR A PARTICULAR PURPOSE AND ANY IMPLIED WARRANTY ARISING OUT OF A COURSE OF DEALING, A CUSTOM OR USAGE OF TRADE:**

3M warrants that its **Scotch™ brand dispensers** will be free from defects for ninety (90) days after delivery. If any part is proved to be defective within the warranty period, then the exclusive remedy and 3M's and seller's sole obligation shall be, at 3M's option, to repair or replace the part, provided the defective parts is returned immediately to 3M's factory or an authorized service station designated by 3M. A part will be presumed to have become defective after the warranty period unless the part is received or 3M is notified of the problem no later than five (5) calendar days after the warranty period. If 3M is unable to repair or replace the part within a reasonable time, then 3M, at its option, will replace the equipment or refund the purchase price.

**Limitation of Liability:** 3M and seller shall not be liable for direct, indirect, special, incidental or consequential damages based upon breach of warranty, breach of contract, negligence, strict liability or any other legal theory.

The foregoing Equipment Warranty and Limited Remedy and Limitation of Liability may be changed only by a written agreement signed by authorized officers of 3M and seller.



**3M Masking and Packaging Systems Division**

3M Center Bldg 220-8W-01  
St. Paul, MN 55144-1000

"Scotch" is a trademark of 3M.  
St. Paul, Minnesota 55144-1000

Litho U.S.A

© 3M 1997 34-7004-7036-1(P27.10)