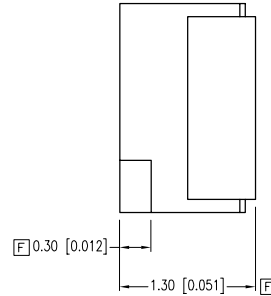
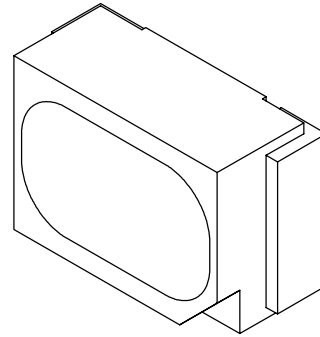
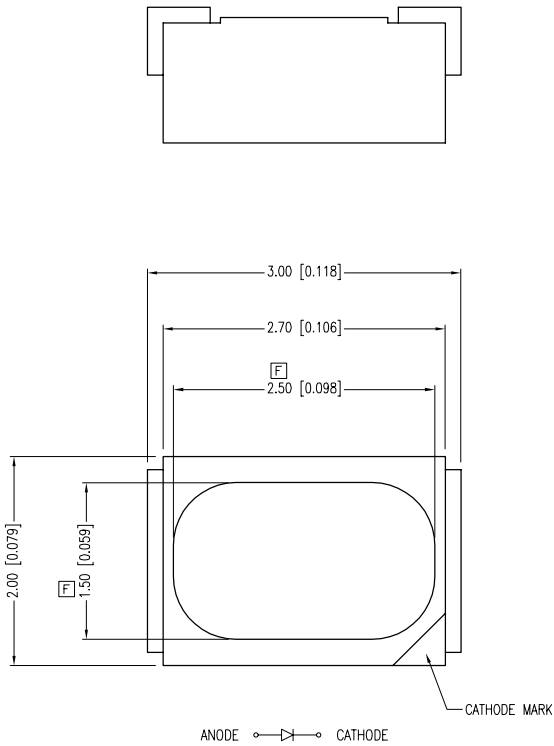


PART NUMBER	SML-LX23IC-TR	REV.	G
DATE	E.C.N. NUMBER AND REVISION COMMENTS		REV.
02.05.99	E.C.N. #10BRDR. ADDED REFLOW PROFILE.		A
08.09.99	E.C.N. #10543.		B
01.05.01	E.C.N. #10695.		C
03.14.03	E.C.N. #10967.		D
02.07.05	E.C.N. #11148.		E
12.14.09	E.C.N. #10603.		F
03.28.11	E.C.N. #10BRDR & REDRAWN.		G



ELECTRO-OPTICAL CHARACTERISTICS $T_A=25^{\circ}\text{C}$ $I_f=20\text{mA}$

PARAMETER	MIN	TYP	MAX	UNITS	TEST COND
PEAK WAVELENGTH		635		nm	
FORWARD VOLTAGE		2.0	2.5	V_f	
REVERSE VOLTAGE	5.0			V_r	$I_f=100\mu\text{A}$
AXIAL INTENSITY		20		mcd	$I_f=20\text{mA}$
VIEWING ANGLE		90		2x theta	
EMITTED COLOR:	RED				
EPOXY LENS FINISH:	WATER CLEAR LENS				

LIMITS OF SAFE OPERATION AT 25°C PER CHIP

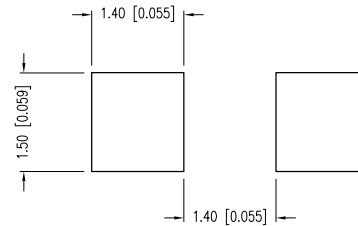
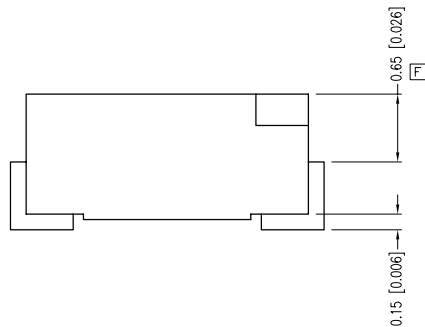
PARAMETER	MAX	UNITS
PEAK FORWARD CURRENT*	160	mA
STEADY CURRENT	30	mA
POWER DISSIPATION	100	mW
DERATE FROM 25°C	-1.2	mW/°C
OPERATING TEMP.	-25 TO +80	°C
STORAGE TEMP.	-30 TO +85	°C
SOLDERING TEMP.	+240	°C

* $t < 10\mu\text{s}$

NOTES:
1. THE CATHODE IS ORIENTED TOWARDS THE TAPE SPROCKET HOLE.

[B] [A] CAUTION: MOISTURE SENSITIVE DEVICE PER JEDEC LEVEL 4 STANDARDS

RECOMMENDED SOLDER PAD LAYOUT



*UNLESS OTHERWISE SPECIFIED TOLERANCES PER DECIMAL PRECISION ARE: X=±1 (±0.039), X.X=±0.5 (±0.020), X.XX=±0.25 (±0.010), X.XXX=±0.127 (±0.005). LEAD SIZE=±0.05 (±0.002), LEAD LENGTH=±0.75 (±0.030). MIN.= ^{+DECIMAL PRECISION} -0.00, MAX.= ^{+0.00} -DECIMAL PRECISION



290 E. HELEN ROAD
PALATINE, IL 60067-6976
PHONE: +1.847.359.2790
FAX: +1.847.359.6538
WEB: WWW.LUMEX.COM

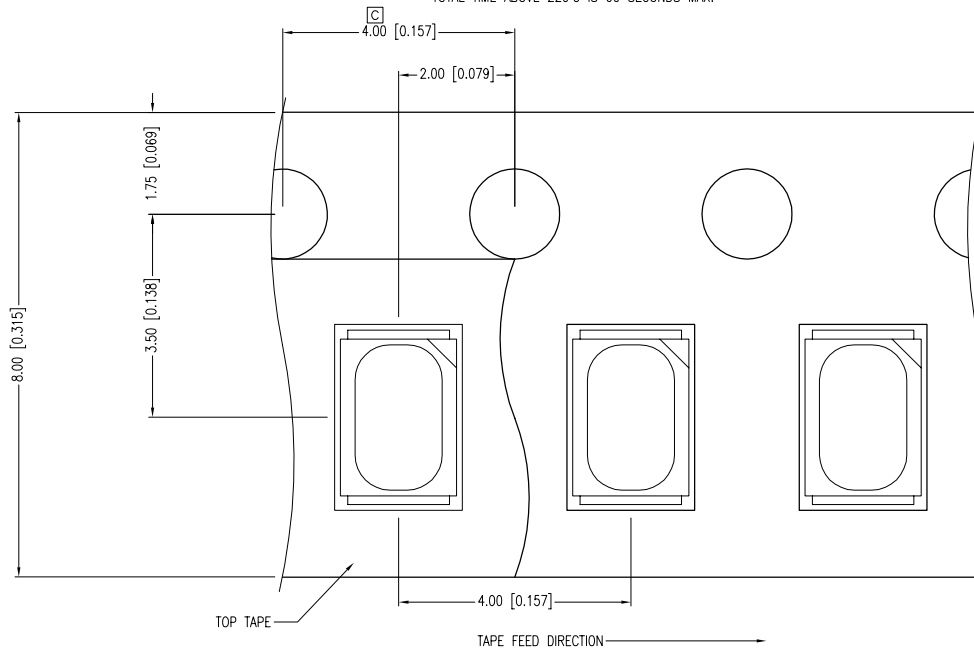
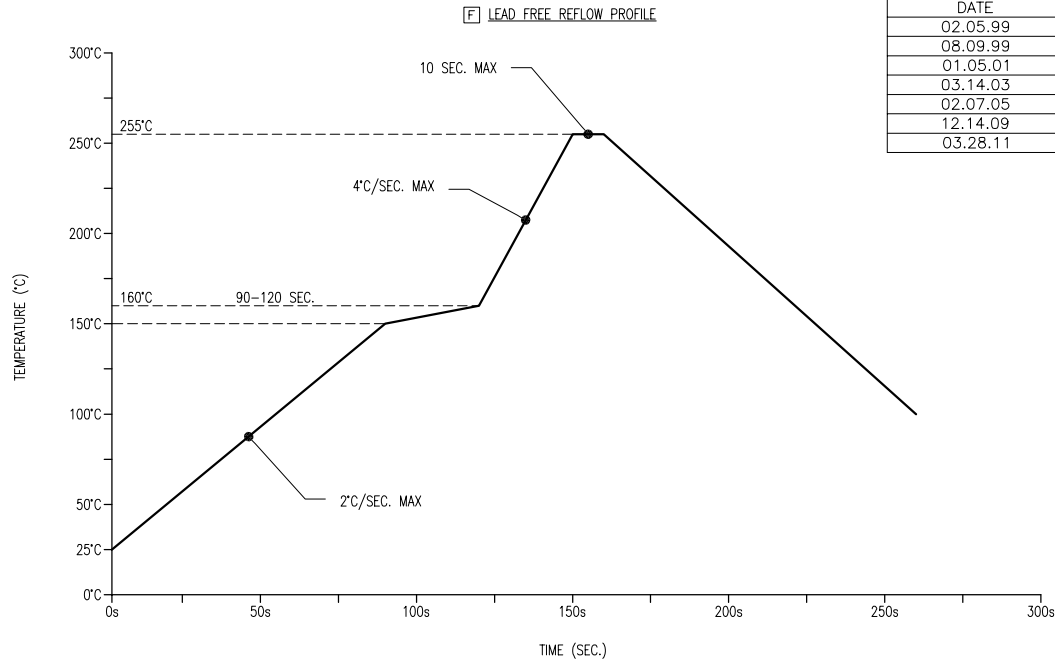
2mm x 3mm SURFACE MOUNT WITH REFLECTOR, 635nm RED LED, WATER CLEAR LENS.

THE SPECIFICATIONS MAY CHANGE AT ANY TIME WITHOUT NOTICE DUE TO NEW MATERIALS OR PRODUCT IMPROVEMENT.

CONFIDENTIAL INFORMATION
THE INFORMATION CONTAINED IN THIS DOCUMENT IS THE PROPERTY OF LUMEX INC. EXCEPT AS SPECIFICALLY AUTHORIZED IN WRITING BY LUMEX INC., THE HOLDER OF THIS DOCUMENT SHALL KEEP ALL INFORMATION CONTAINED HEREIN CONFIDENTIAL AND SHALL PROTECT SAME IN WHOLE OR IN PART FROM DISCLOSURE AND DISSEMINATION TO ALL THIRD PARTIES.

DATE:	03.28.11	DRAWN BY:	AB
PAGE:	1 OF 2	CHKD BY:	JD
SCALE:	NTS	APRVD BY:	JD
UNIT:	mm [INCH]		(P6)

PART NUMBER	SML-LX23IC-TR	REV.	G
DATE	E.C.N. NUMBER AND REVISION COMMENTS		REV.
02.05.99	E.C.N. #10BRDR. ADDED REFLOW PROFILE.		A
08.09.99	E.C.N. #10543.		B
01.05.01	E.C.N. #10695.		C
03.14.03	E.C.N. #10967.		D
02.07.05	E.C.N. #11148.		E
12.14.09	E.C.N. #10603.		F
03.28.11	E.C.N. #10BRDR & REDRAWN.		G



*UNLESS OTHERWISE SPECIFIED TOLERANCES PER DECIMAL PRECISION ARE: X=±1 (±0.039), X.X=±0.5 (±0.020), X.XX=±0.25 (±0.010), X.XXX=±0.127 (±0.005). LEAD SIZE=±0.05 (±0.002), LEAD LENGTH=±0.75 (±0.030). MIN= ^{+0.00}DECIMAL PRECISION MAX.= ^{+0.00}DECIMAL PRECISION _{-0.00}DECIMAL PRECISION



290 E. HELEN ROAD
 PALATINE, IL 60067-6976
 PHONE: +1.847.359.2790
 FAX: +1.847.359.6538
 WEB: WWW.LUMEX.COM

2mm x 3mm SURFACE MOUNT WITH REFLECTOR, 635nm RED LED, WATER CLEAR LENS.

THE SPECIFICATIONS MAY CHANGE AT ANY TIME WITHOUT NOTICE DUE TO NEW MATERIALS OR PRODUCT IMPROVEMENT.

CONFIDENTIAL INFORMATION
 THE INFORMATION CONTAINED IN THIS DOCUMENT IS THE PROPERTY OF LUMEX INC. EXCEPT AS SPECIFICALLY AUTHORIZED IN WRITING BY LUMEX INC., THE HOLDER OF THIS DOCUMENT SHALL KEEP ALL INFORMATION CONTAINED HEREIN CONFIDENTIAL AND SHALL PROTECT SAME IN WHOLE OR IN PART FROM DISCLOSURE AND DISSEMINATION TO ALL THIRD PARTIES.

DATE:	03.28.11	DRAWN BY:	AB
PAGE:	2 OF 2	CHKD BY:	JD
SCALE:	NTS	APRVD BY:	JD
UNIT:	mm [INCH]		(Pb)