

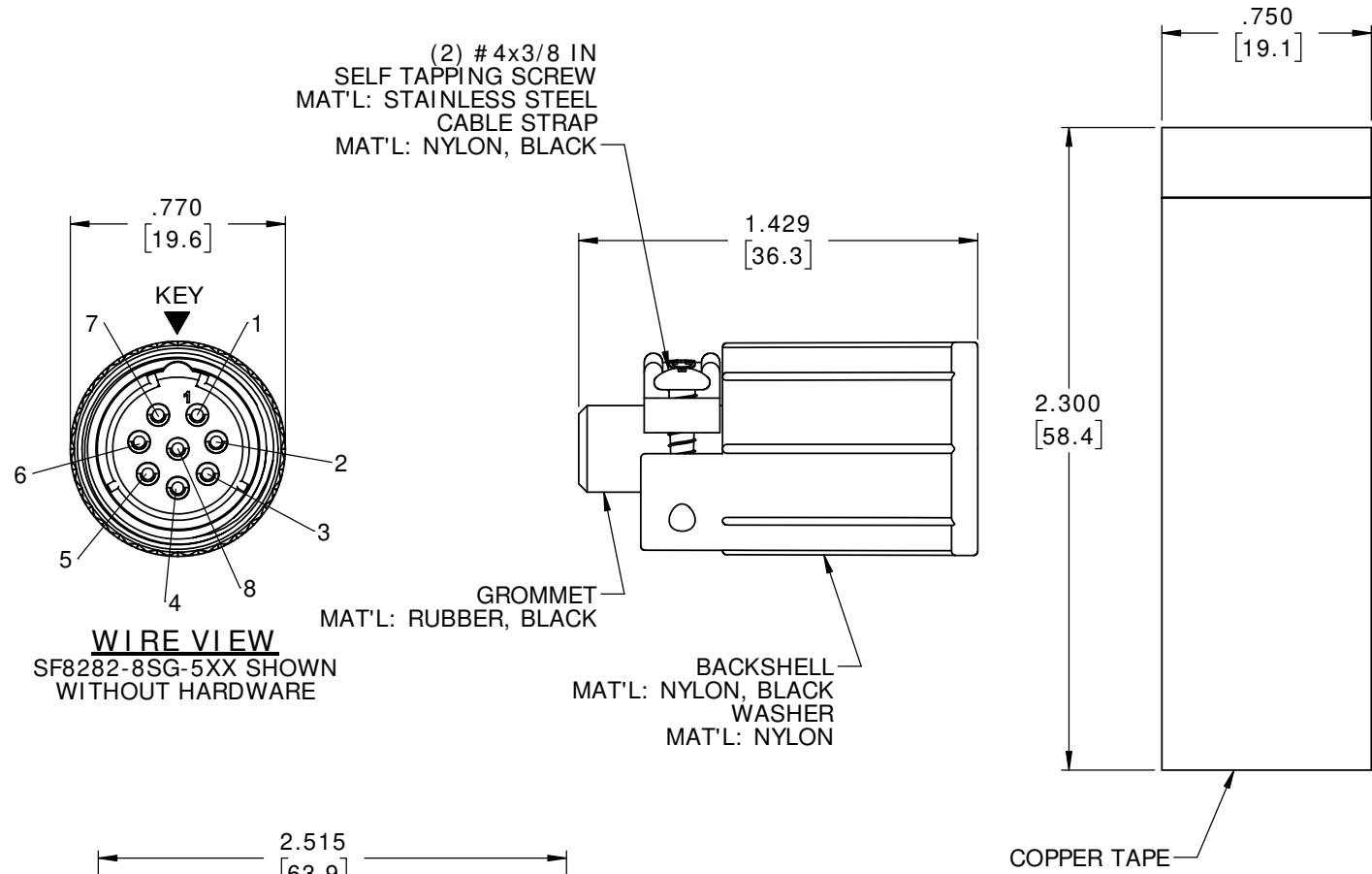
CUSTOMER PRINT

PART NUMBER: SF8282-XSG-5XX

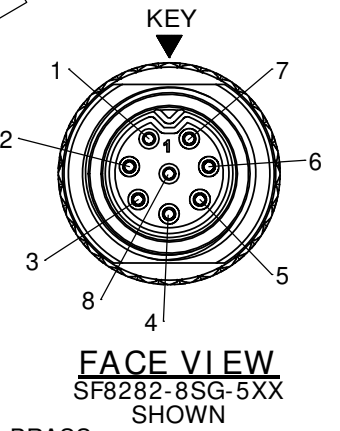
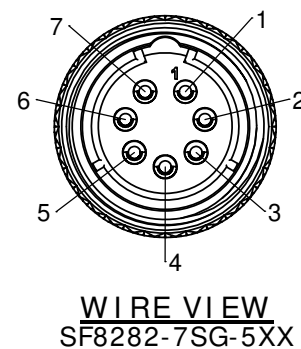
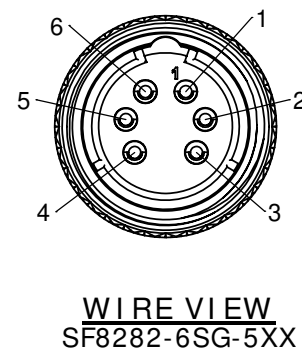
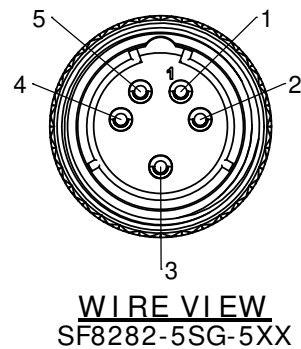
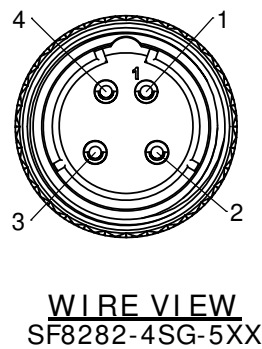
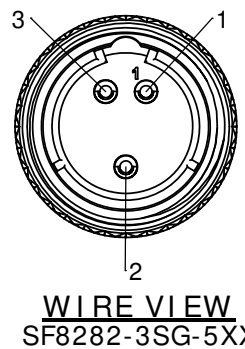
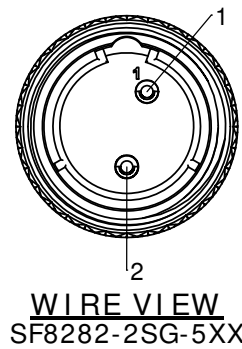
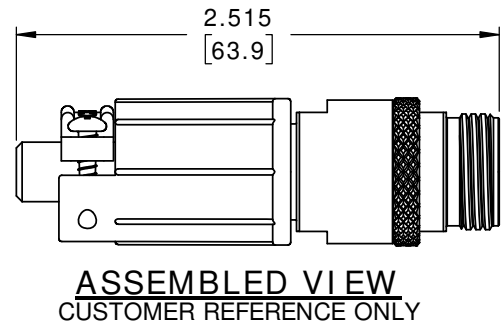
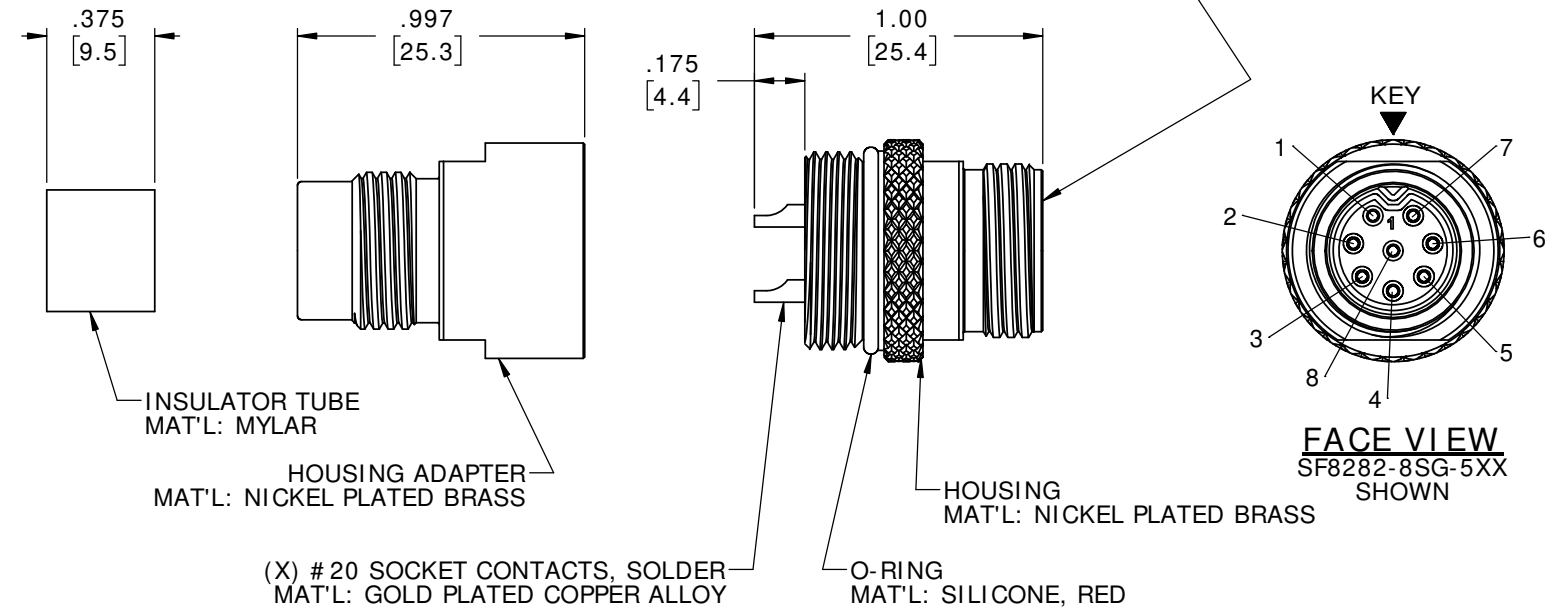
- NOTES:  
 1. FINISHED ASSEMBLIES AND LOOSE PARTS BAGGED.  
 2. LABEL WITH CONXALL PART NUMBER, DATE CODE AND P/N BARCODE PLACED ON BAG  
 3. SEE DRAWING HPSFMISTD FOR HOLE PATTERNS  
 4. FOR FIELD INSTALLATION, SEE INSTRUCTION SHEET 2 OF 2.  
 5. ALL DIMENSIONS ARE REFERENCE EXCEPT THOSE WITH A TOLERANCE

CUSTOMER APPROVAL  
 THIS DOCUMENT CONTAINS CONFIDENTIAL INFORMATION PROPRIETARY TO CONXALL CORPORATION. ANY REPRODUCTION, DISCLOSURE, OR USE OF THIS DOCUMENT / INFORMATION IS EXPRESSLY PROHIBITED UNLESS AUTHORIZED IN WRITING BY CONXALL CORPORATION.  
 APPROVED BY: \_\_\_\_\_  
 DATE: \_\_\_\_\_

ASSEMBLY P/ N	NO. OF CONTACT
SF8282-2SG-5XX	(2) # 20
SF8282-3SG-5XX	(3) # 20
SF8282-4SG-5XX	(4) # 20
SF8282-5SG-5XX	(5) # 20
SF8282-6SG-5XX	(6) # 20
SF8282-7SG-5XX	(7) # 20
SF8282-8SG-5XX	(8) # 20



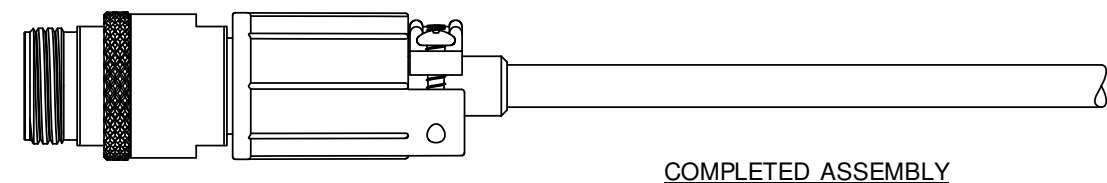
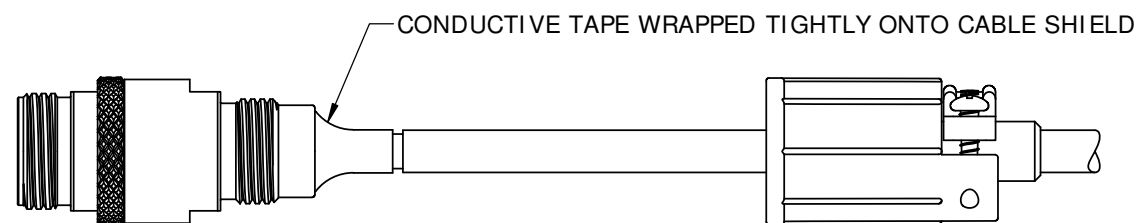
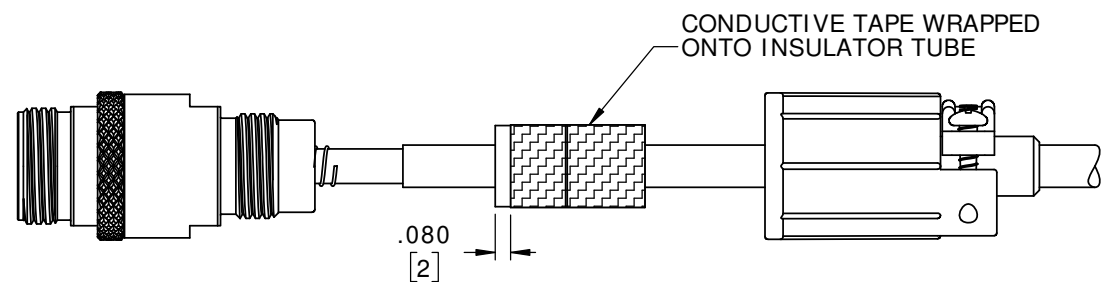
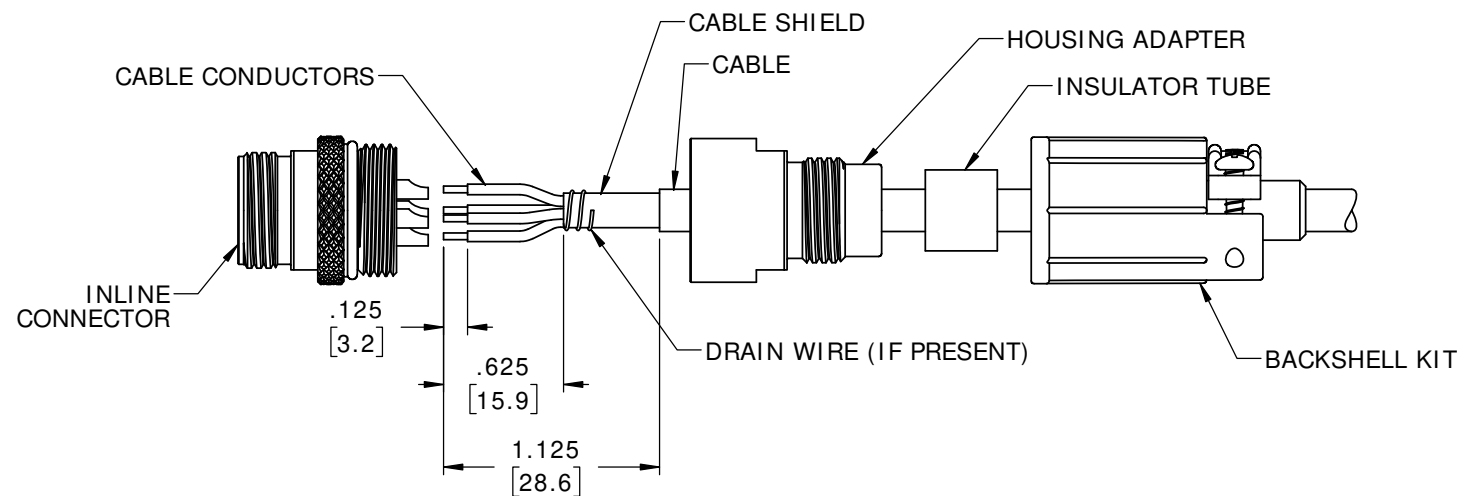
520 = BACKSHELL WITH Ø.220 [5.6] GROMMET I.D.  
 530 = BACKSHELL WITH Ø.330 [8.4] GROMMET I.D.



DIMENSIONS IN BRACKETS [ ] ARE IN MILLIMETERS

RoHS COMPLIANT

MA	01-24-19	RELEASED PER PDR 17011
A	PNK	12-20-18
	PNK	1-30-18
REV.	INIT.	DATE
DESCRIPTION		
O-RING 4290S REPLACES SF6290S-1.		
DRAWING CREATED PER PDR17011		
ALL INFORMATION ILLUSTRATED IS THE PROPERTY OF CONXALL CORPORATION. UNAUTHORIZED DUPLICATION OR DISTRIBUTION OF THIS DOCUMENT IS PROHIBITED.		
ORG. DRAWN BY: PNK DATE: 1-30-18 CHECKED BY:		 601 E. WILDWOOD VILLA PARK, IL 60181
APPROVED BY:		
ALL UNITS ARE IN FEET, INCHES FRACTION OF INCHES AND DECIMALS. UNLESS OTHERWISE SPECIFIED TOLERANCES: 3 PLACE DECIMALS ±.005 ANGLES ±1° FRACTIONS ±1/16 - CRITICAL CHARACTERISTIC FLAG PER SPEC. XXXX		TITLE: CABLE-TO-CABLE ASSEMBLY (2-8) #20 SOCKET CONTACTS, SOLDER SHIELDED MINI-CON-X STANDARD PRODUCT CUSTOMER:
SCALE	SIZE	SHEET
NTS	B	1 OF 2
FILE:	DIRECTORY:	PART NUMBER:
SF8282-XSG-5XX	SLW	SF8282-XSG-5XX
		REV A



**CABLE WIRING AND ASSEMBLY INSTRUCTIONS:**

**STEP 1.** SLIDE HOUSING ADAPTER, INSULATOR TUBE, AND BACKSHELL KIT, ONTO CABLE IN THE ORDER SHOWN.

**STEP 2.** STRIP CABLE JACKET AND WIRES TO LENGTH. EXCESS CABLE SHIELD MUST BE TRIMMED OR WRAPPED AROUND WIRES. IF PRESENT, USE THE DRAIN WIRE TO WRAP THE CABLE SHIELD IN PLACE.

**STEP 3.** SOLDER WIRES TO CONTACTS.

**STEP 4.** THREAD HOUSING ADAPTER ONTO CONNECTOR AND TIGHTEN TO 5 LB-IN [0.56 N-m] MINIMUM TORQUE.

**STEP 5.** PEEL-OFF THE BACKING OF THE CONDUCTIVE TAPE AND WRAP IT AROUND THE INSULATOR AS SHOWN.

**STEP 6.** SLIDE INSULATOR/CONDUCTIVE TAPE INTO THE BACK OF THE CONNECTOR. FORM FREE END OF CONDUCTIVE TAPE TIGHTLY ONTO THE SHIELD OF THE CABLE.

**STEP 7.** SLIDE AND THREAD THE BACKSHELL KIT ONTO CONNECTOR. TIGHTEN TO 5 LB-IN [0.56 N-m] MINIMUM TORQUE.

**STEP 8.** TIGHTEN THE TWO BACKSHELL SCREWS TO SECURE THE CABLE IN THE BACKSHELL.

MA	04-03-19	RELEASED PER PDR 17011	
A	PNK	12-20-18	O-RING 4290S REPLACES SF6290S-1.
	PNK	1-30-18	DRAWING CREATED PER PDR 17011
REV.	INIT.	DATE	DESCRIPTION
ALL INFORMATION ILLUSTRATED IS THE PROPERTY OF CONXALL CORPORATION. UNAUTHORIZED DUPLICATION OR DISTRIBUTION OF THIS DOCUMENT IS PROHIBITED.		ORIG. DRAWN BY: PNK	DATE: 1-30-18
ALL UNITS ARE IN FEET, INCHES, FRACTION OF INCHES AND DECIMALS.		CHECKED BY:	 601 E. WILDWOOD VILLA PARK, IL 60181
UNLESS OTHERWISE SPECIFIED TO LEFTRANGES 3 PLACE DECIMALS ±.005 ANGLES ±1° FRACTIONS ±1/16		APPROVED BY:	
SCALE	SIZE	SHEET	TITLE:
NTS	B	2 OF 2	CABLE-TO-CABLE ASSEMBLY (2-8) #20 SOCKET CONTACTS, SOLDER SHIELDED MINI-CON-X STANDARD PRODUCT
FILE:	DIRECTORY:	PART NUMBER:	CUSTOMER:
FILE NAME	SLW	SF8282-XSG-5XX	STANDARD PRODUCT
			REV A