



ETHERNET JACKS WITH INTEGRATED MAGNETICS AND PoE

Ethernet jacks with integrated magnetics and Power over Ethernet (PoE) from TE Connectivity (TE) offer a highly integrated connectivity PCB solution for Industrial Ethernet applications. Using a 3-wire choke improves EMI performance and allows for remote powering of peripherals over the Ethernet cable. The new jacks comply to the IEEE 802.3at (PoE+) standard, which supports up to 25.5W of power per ports. The Ethernet jacks support an industrial temperature range and can be used in reflow soldering production processes at 260°C for easy and cost effective manufacturing. All features combined with high corrosion resistivity makes the new series of jacks extremely suited for a broad spectrum of industrial applications.

BENEFITS

- Supporting 260°C reflow solder processes to simplify manufacturing without extra process step
- Reduction of electrical problems and corrosion via thicker plating
- Fits Industrial applications: -40°C to +85°C temp range
- Compact design on PCB using integrated magnetics
- Remote powering supported by 802.3at PoE
- Enhanced EMI with 3 wire choke

APPLICATIONS

- Industrial Communications & Ethernet
- Industrial Machinery
- Industrial Production Equipment
- Automated Test Equipment

FEATURES

- Extended temperature range -40°C to +85°C
- PoE+ support according to 802.3at
- Plating thickness 0.76µm [30µ inch] Gold over 1.27µm [50µ inch] Nickel

MATERIALS

- Plating thickness 0.76µm [30µ inch] Gold over 1.27µm [50µ inch] Nickel
- High grade LCP
- UL94-V0
- 260°C reflow capable
- Moisture sensitivity level (MSL) 1

ELECTRICAL

- 10/100 Mbps Ethernet, 1 Gbps
- Dielectric withstanding 2250V DC
- Supports voltage or current mode applications
- 3-wire choke

MECHANICAL
















- -40°C to +85°C
- Min. 750 mating cycles
- Different configurations available

STANDARDS & SPECIFICATIONS

- Product Specification: 108-94694
- Application Specification: 114-94556

Ethernet Jacks with Integrated Magnetics and POE

PRODUCT OFFERINGS

Part Number	Description	Speed	Ports	Orientation	Tab	LEDs	Packaging	Solder Pin and Shield Length [mm]	
2337992-3	RJ45 JACK MAG. PoE 10/100 LED 1x1 INV.	10/100	1x1	R/A	Up	Yes	T&R	1,9	
2337992-4	RJ45 JACK MAG. PoE 10/100 LED 1x1	10/100	1x1	R/A	Down	Yes	T&R	1,9	
2337992-5	RJ45 JACK MAG. PoE 1Gb LED 1x1 INV.	1G	1x1	R/A	Up	Yes	T&R	1,9	
2337992-8	RJ45 JACK MAG. PoE 1Gb LED 1x1	1G	1x1	R/A	Down	Yes	T&R	1,9	
2337993-2	RJ45 JACK MAG. PoE 10/100 LED 1x1 VERT.	10/100	1x1	Vertical	-	Yes	T&R	1,9	
2337994-3	RJ45 JACK MAG. PoE 10/100 LED 1x2 INV.	10/100	1x2	R/A	Up	Yes	T&R	1,9	
2337994-4	RJ45 JACK MAG. PoE 10/100 LED 1x2	10/100	1x2	R/A	Down	Yes	T&R	1,9	
5-2337992-3	RJ45 JACK MAG. PoE 10/100 LED 1x1 INV.	10/100	1x1	R/A	Up	Yes	Tray	1,9	
5-2337992-4	RJ45 JACK MAG. PoE 10/100 LED 1x1	10/100	1x1	R/A	Down	Yes	Tray	1,9	
5-2337992-5	RJ45 JACK MAG. PoE 1Gb LED 1x1 INV.	1G	1x1	R/A	Up	Yes	Tray	1,9	
5-2337992-8	RJ45 JACK MAG. PoE 1Gb LED 1x1	1G	1x1	R/A	Down	Yes	Tray	1,9	
5-2337993-2	RJ45 JACK MAG. PoE 10/100 LED 1x1 VERT.	10/100	1x1	Vertical	-	Yes	Tray	1,9	
5-2337994-3	RJ45 JACK MAG. PoE 10/100 LED 1x2 INV.	10/100	1x2	R/A	Up	Yes	Tray	1,9	
5-2337994-4	RJ45 JACK MAG. PoE 10/100 LED 1x2	10/100	1x2	R/A	Down	Yes	Tray	1,9	
5-2337995-1	RJ45 JACK MAG. PoE 10/100 LED 2x1	10/100	2x1	R/A	Down	Yes	Tray	1,9	

Industrial RJ45 also offers integrated magnetics and discrete series (X-2301994-X; X-2301995-X; X-2301996-X; X-2301997-X), please go to te.com for details

For additional features or requests, please reach out to your TE sales representative or our customer care specialists.

te.com

© 2019 TE Connectivity. All Rights Reserved.

TE, TE Connectivity, and TE Connectivity (logo) are trademarks. All other logos, products and/or company names referred to herein might be trademarks of their respective owners.

While TE has made every reasonable effort to ensure the accuracy of the information in this brochure, TE does not guarantee that it is error-free, nor does TE make any other representation, warranty or guarantee that the information is accurate, correct, reliable or current. TE reserves the right to make any adjustments to the information contained herein at any time without notice. TE expressly disclaims all implied warranties regarding the information contained herein, including, but not limited to, any implied warranties of merchantability or fitness for a particular purpose. The dimensions in this catalog are for reference purposes only and are subject to change without notice. Specifications are subject to change without notice. Consult TE for the latest dimensions and design specifications.

1-1773968-3 SL 01/19 Tangence