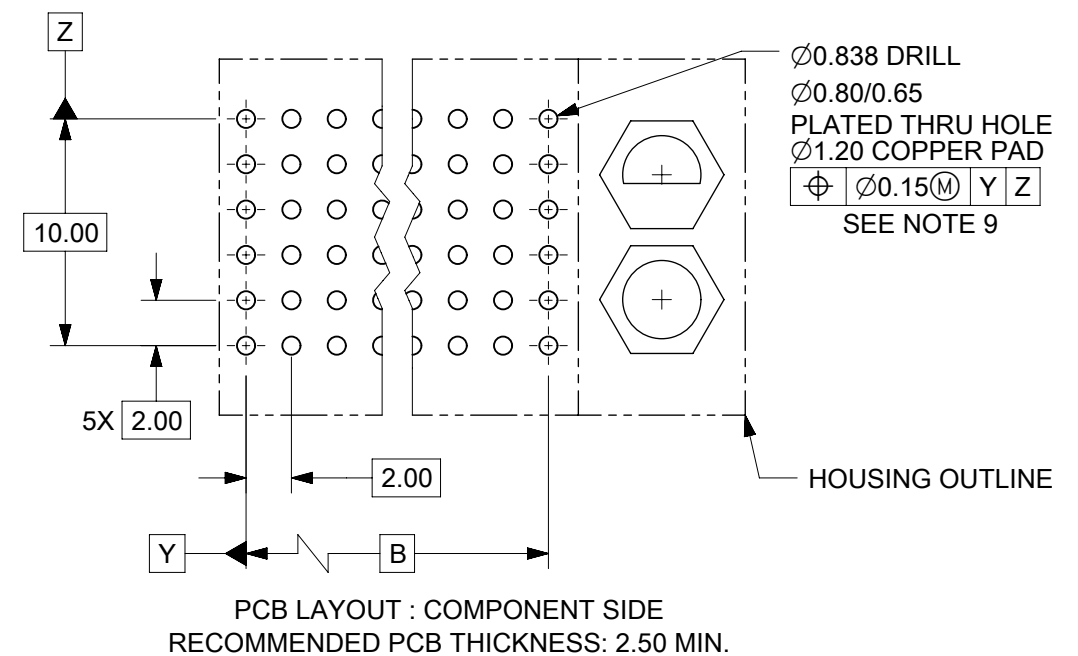
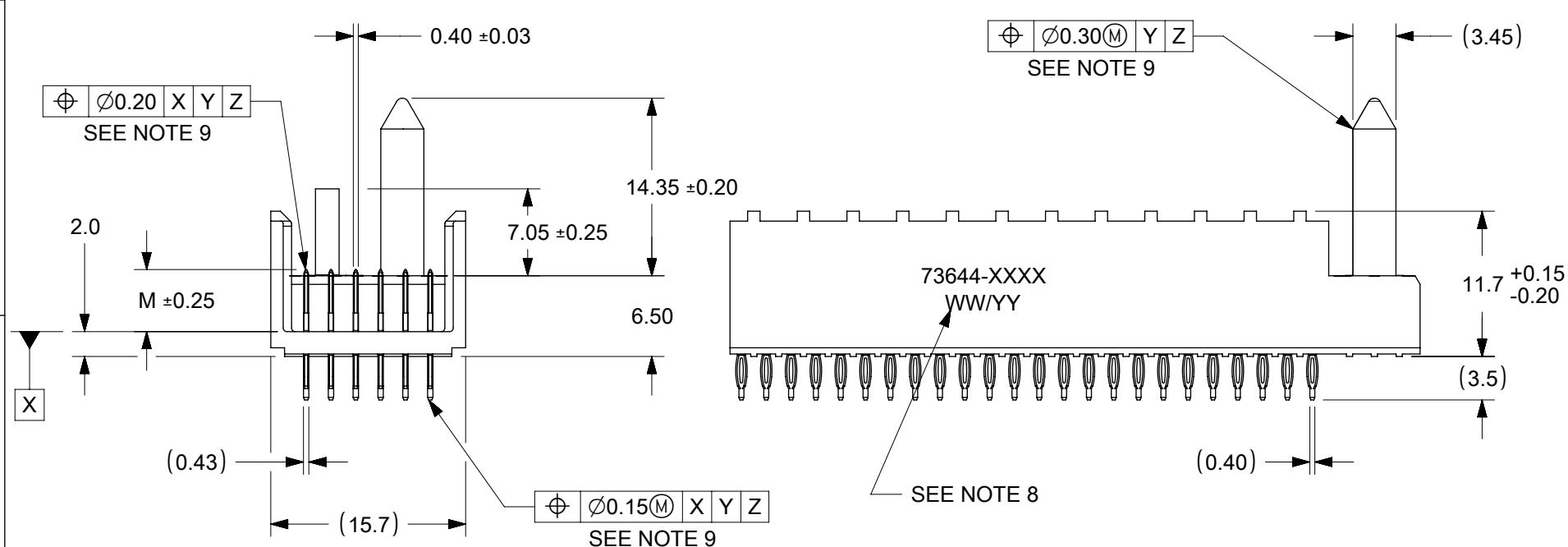


NOTES:

1. MATERIALS : HOUSING - LIQUID CRYSTAL POLYMER (LCP)  
GLASS-FILLED, UL 94V-0, COLOR: BLACK  
TERMINAL - PHOSPHOR BRONZE.
2. FINISH: SELECTIVE GOLD (Au) IN CONTACT AREA, 0.76 MICROMETERS MINIMUM THICKNESS,  
NICKEL (Ni) AND GOLD FLASH OVERALL.  
SELECTIVE GOLD (Au) IN CONTACT AREA, 0.76 MICROMETERS MINIMUM THICKNESS,  
SELECTIVE MATTE TIN (Sn) ON IN TAIL AREA.  
NICKEL (Ni) OVERALL.
3. THIS PART CONFORMS TO MOLEX PRODUCT SPECIFICATION PS-73670-9999.
4. FOR MIXED CONTACT MATING LENGTHS, CONSULT FACTORY FOR AVAILABILITY.
5. DIMENSIONS ARE IN MILLIMETERS.
6. FOR SPECIFIC MATERIAL NUMBERS, SEE SHEET 2.
7. PACKAGE PER PK-70873-0818.
8. PARTS MARKED WITH PART NUMBER AND DATE CODE ON EITHER SIDE,  
APPROXIMATELY WHERE SHOWN.
9. POSITION TOLERANCE ARE INSPECTED BY GAUGE 737270006 OR 737270011.



PCB LAYOUT : COMPONENT SIDE  
RECOMMENDED PCB THICKNESS: 2.50 MIN.

FUNCTIONAL SYMBOLS	THIS DRAWING CONTAINS INFORMATION THAT IS PROPRIETARY TO MOLEX ELECTRONIC TECHNOLOGIES, LLC AND SHOULD NOT BE USED WITHOUT WRITTEN PERMISSION		<div style="text-align: center;"><b>molex</b></div> SALES ASSEMBLY, HDM BACKPLANE MODULE POLAR/GUIDE OPTION			
	DIMENSION UNITS	SCALE				
$\nabla_A = 0$ $\nabla_B = 0$ $\nabla_C = 0$	mm	2:1	EC NO: 719835		2022/05/16	
GENERAL TOLERANCES (UNLESS SPECIFIED)			DRWN: KRISHH1		2022/09/13	
ANGULAR TOL ± 0.5°			CHKD: JKACHLIC		2022/09/13	
4 PLACES ±			APPR: JKACHLIC		2022/09/13	
3 PLACES ±			INITIAL REVISION:			
2 PLACES ± 0.05			DRWN: RFC_PLMIMP		2018/11/28	
1 PLACE ± 0.1			APPR: SREED		2003/05/15	
0 PLACES ±			DRAFT WHERE APPLICABLE MUST REMAIN WITHIN DIMENSIONS			
DIVISIONAL SYMBOLS			THIRD ANGLE PROJECTION	DRAWING	SERIES	
				B-SIZE	73644	
			MATERIAL NUMBER	CUSTOMER	SHEET NUMBER	
			SEE TABLE	GENERAL MARKET	1 OF 3	

MATERIAL NUMBER	NUMBER OF SIGNAL CONTACTS	PLATING	DIM "A"	DIM "B"	DIM "M"
73644-00**	72	SELECTIVE GOLD/GOLD FLASH	31.60	22.00	5.00
73644-01**	72	SELECTIVE GOLD/GOLD FLASH	31.60	22.00	5.50
73644-02**	72	SELECTIVE GOLD/GOLD FLASH	31.60	22.00	6.00
73644-10**	144	SELECTIVE GOLD/GOLD FLASH	55.60	46.00	5.00
73644-11**	144	SELECTIVE GOLD/GOLD FLASH	55.60	46.00	5.50
73644-12**	144	SELECTIVE GOLD/GOLD FLASH	55.60	46.00	6.00
73644-20**	72	SELECTIVE GOLD/SELECTIVE MATTE TIN	31.60	22.00	5.00
73644-21**	72	SELECTIVE GOLD/SELECTIVE MATTE TIN	31.60	22.00	5.50
73644-22**	72	SELECTIVE GOLD/SELECTIVE MATTE TIN	31.60	22.00	6.00
73644-30**	144	SELECTIVE GOLD/SELECTIVE MATTE TIN	55.60	46.00	5.00
73644-31**	144	SELECTIVE GOLD/SELECTIVE MATTE TIN	55.60	46.00	5.50
73644-32**	144	SELECTIVE GOLD/SELECTIVE MATTE TIN	55.60	46.00	6.00

# MATERIAL NUMBER ASSIGNMENT

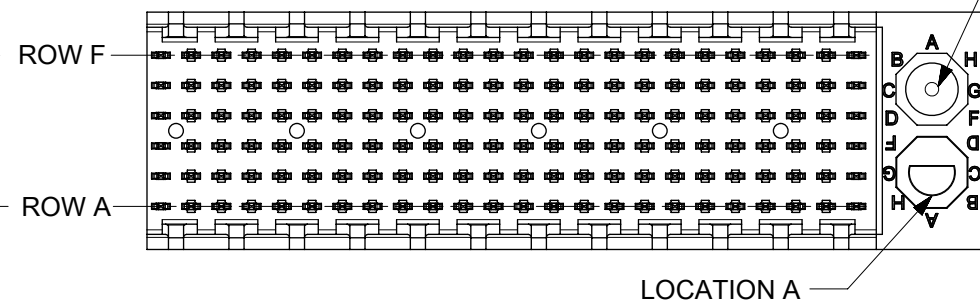
73644 - \* \* \* \*

- CIRCUIT SIZE**
- 0= 72 CIRCUIT, GOLD/GOLD FLASH
  - 1= 144 CIRCUIT, GOLD/GOLD FLASH
  - 2= 72 CIRCUIT, GOLD/MATTE TIN
  - 3= 144 CIRCUIT, GOLD/MATTE TIN
  - \* FORMERLY TIN/ LEAD
- MATING LENGTH**
- 0= 5.00 MATING LENGTH
  - 1= 5.50 MATING LENGTH
  - 2= 6.00 MATING LENGTH

NUMBER	GUIDE POST LOCATION	POLAR KEY POSITION
00	B	A
01	A	A
02	B	B
03	A	B
04	B	C
05	A	C
06	B	D
07	A	D
08	B	E
09	A	E
10	B	F
11	A	F
12	B	G
13	A	G
14	B	H
15	A	H
16	B	N/A
17	A	N/A
18	N/A	N/A



REF. MATERIAL NUMBER 73644-0009  
GUIDE PIN IS IN LOCATION A  
POLARIZING KEY IS IN LOCATION B, POSITION E



REF. MATERIAL NUMBER 73644-0008  
GUIDE PIN IS IN LOCATION B  
POLARIZING KEY IS IN LOCATION A, POSITION E

FUNCTIONAL SYMBOLS										THIS DRAWING CONTAINS INFORMATION THAT IS PROPRIETARY TO MOLEX ELECTRONIC TECHNOLOGIES, LLC AND SHOULD NOT BE USED WITHOUT WRITTEN PERMISSION									
DIMENSION UNITS		SCALE		CURRENT REV DESC: SEE REVISION TABLE ON SHEET 3															
mm		2:1																	
GENERAL TOLERANCES (UNLESS SPECIFIED)																			
ANGULAR TOL ± 0.5°																			
4 PLACES ±																			
3 PLACES ±										EC NO: 719835									
2 PLACES ± 0.05										DRWN: KRISHH1 2022/05/16									
1 PLACE ± 0.1										CHKD: JKACHLIC 2022/09/13									
0 PLACES ±										APPR: JKACHLIC 2022/09/13									
DRAFT WHERE APPLICABLE MUST REMAIN WITHIN DIMENSIONS										INITIAL REVISION: DRWN: RFC_PLMIMP 2018/11/28									
										APPR: SREED 2003/05/15									
THIRD ANGLE PROJECTION		DRAWING		SERIES		DOCUMENT NUMBER		DOC TYPE		DOC PART		REVISION							
B-SIZE		73644		SDA-73644-XXXX		PSD		001		L									
MATERIAL NUMBER		CUSTOMER		SHEET NUMBER															
SEE TABLE		GENERAL MARKET		2 OF 3															

F  
E  
D  
C  
B  
A

DATE	REV	DESCRIPTION
05/19/2022	L	1. DRAWING MIGRATION. 2. SHEET 1: E07: DIMENSION 0.92 REMOVED BECAUSE DIM 'A' AND DIM 'B' ARE WITH SAME CENTER LINE, SO DIM 0.92 IS NOT REQUIRED. 3. SHEET 1: C09: DIM 0.42 CHANGED TO 0.40±0.03MM, TO FOLLOW ACTUAL COMPONENT DIMENSION. 0.39 4. SHEET 1: D06: TOLERANCE OF DIM 'A' CHANGED TO ±0.15 FROM ±0.10, TO FOLLOW ACTUAL COMPONENT DIMENSION. 5. SHEET 1: C10: DIM 2.00 CHANGED TO DIM 2.0 TO INCREASE THE TOLERANCE TO FOLLOW ACTUAL COMPONENT DIMENSION. 6. SHEET 1: E04: ADDED NOTE 9 FOR POSITION TOLERANCE MEASUREMENT. 7. SHEET 1: E08, E07, C04, B03 : REMOVED BRACKET FROM THE BASIC DIMENSION <span style="border: 1px solid black; padding: 0 2px;">10.00</span> , <span style="border: 1px solid black; padding: 0 2px;">B</span> , <span style="border: 1px solid black; padding: 0 2px;">10.00</span> , <span style="border: 1px solid black; padding: 0 2px;">B</span> RESPECTIVELY FOR TP CONTROL 8. SHEET 1: B08, C10, C06, C01 : ADDED "SEE NOTE 8" FOR TP CONTROL 9. SHEET 1: C08: DIM 7.05±0.20 AND 14.35±0.15 CHANGED TO 7.05±0.25 AND 14.35±0.15 RESPECTIVELY.

THIS DRAWING CONTAINS INFORMATION THAT IS PROPRIETARY TO MOLEX ELECTRONIC TECHNOLOGIES, LLC AND SHOULD NOT BE USED WITHOUT WRITTEN PERMISSION									
FUNCTIONAL SYMBOLS	DIMENSION UNITS	SCALE	CURRENT REV DESC: SEE REVISION TABLE ON SHEET 3						
	$\frac{E}{A} = 0$	mm	1:1	EC NO: 719835 DRWN: KRISHH1 2022/05/16 CHKD: JKACHLIC 2022/09/13 APPR: JKACHLIC 2022/09/13 INITIAL REVISION: DRWN: RFC_PLMIMP 2018/11/28 APPR: SREED 2003/05/15					
	GENERAL TOLERANCES (UNLESS SPECIFIED)								
	ANGULAR TOL	± 0.5°							
DIVISIONAL SYMBOLS	4 PLACES		±	SALES ASSEMBLY, HDM BACKPLANE MODULE POLAR/GUIDE OPTION PRODUCT CUSTOMER DRAWING DOCUMENT NUMBER: SDA-73644-XXXX   DOC TYPE: PSD   DOC PART: 001   REVISION: L MATERIAL NUMBER: SEE TABLE   CUSTOMER: GENERAL MARKET   SHEET NUMBER: 3 OF 3					
	3 PLACES		±						
	2 PLACES		± 0.05						
	1 PLACE		± 0.1						
	0 PLACES		±						
DRAFT WHERE APPLICABLE MUST REMAIN WITHIN DIMENSIONS			THIRD ANGLE PROJECTION	DRAWING	SERIES	MATERIAL NUMBER	CUSTOMER	SHEET NUMBER	
				B-SIZE	73644	SEE TABLE	GENERAL MARKET	3 OF 3	

FORMAT: master-D-001  
REVISION: L1  
DATE: 2021/05/01

MATERIAL NUMBER	NUMBER OF SIGNAL CONTACTS	PLATING	DIM "A"	DIM "B"	DIM "M"
73644-00**	72	SELECTIVE GOLD/GOLD FLASH	31.60	22.00	5.00
73644-01**	72	SELECTIVE GOLD/GOLD FLASH	31.60	22.00	5.50
73644-02**	72	SELECTIVE GOLD/GOLD FLASH	31.60	22.00	6.00
73644-10**	144	SELECTIVE GOLD/GOLD FLASH	55.60	46.00	5.00
73644-11**	144	SELECTIVE GOLD/GOLD FLASH	55.60	46.00	5.50
73644-12**	144	SELECTIVE GOLD/GOLD FLASH	55.60	46.00	6.00
73644-20**	72	SELECTIVE GOLD/SELECTIVE TIN-LEAD	31.60	22.00	5.00
73644-21**	72	SELECTIVE GOLD/SELECTIVE TIN-LEAD	31.60	22.00	5.50
73644-22**	72	SELECTIVE GOLD/SELECTIVE TIN-LEAD	31.60	22.00	6.00
73644-30**	144	SELECTIVE GOLD/SELECTIVE TIN-LEAD	55.60	46.00	5.00
73644-31**	144	SELECTIVE GOLD/SELECTIVE TIN-LEAD	55.60	46.00	5.50
73644-32**	144	SELECTIVE GOLD/SELECTIVE TIN-LEAD	55.60	46.00	6.00

## MATERIAL NUMBER ASSIGNMENT

73644- \* \* \* \*

0 = 72-CIRCUIT, GOLD/GOLD FLASH  
 1 = 144-CIRCUIT, GOLD/GOLD FLASH  
 2 = 72-CIRCUIT, GOLD/TIN-LEAD  
 3 = 144-CIRCUIT, GOLD/TIN-LEAD

0 = 5.00 MATING LENGTH  
 1 = 5.50 MATING LENGTH  
 2 = 6.00 MATING LENGTH

NUMBER	GUIDE POST LOCATION	POLAR KEY POSITION
00	B	A
01	A	
02	B	B
03	A	
04	B	C
05	A	
06	B	D
07	A	
08	B	E
09	A	
10	B	F
11	A	
12	B	G
13	A	
14	B	H
15	A	
16	B	
17	A	
18	N/A	N/A



REF. MATERIAL NUMBER 73644-0009  
 GUIDE PIN IS IN LOCATION A  
 POLARIZING KEY IS IN LOCATION B, POSITION E

REF. MATERIAL NUMBER 73644-0008  
 GUIDE PIN IS IN LOCATION B  
 POLARIZING KEY IS IN LOCATION A, POSITION E

DIMENSIONS SHOWN (METRIC) INCH				$\nabla = 0$ $\blacktriangledown = 0$ REVISE ONLY ON CAD SYSTEM													
UNLESS OTHERWISE SPECIFIED TOLERANCES: ANGULAR $\pm 1/2^\circ$				TITLE													
<table border="1" style="margin: auto;"> <thead> <tr> <th></th> <th>INCH</th> <th>METRIC</th> </tr> </thead> <tbody> <tr> <td>3 PLACE</td> <td><math>\pm N/A</math></td> <td>---</td> </tr> <tr> <td>2 PLACE</td> <td><math>\pm N/A</math></td> <td><math>\pm N/A</math></td> </tr> <tr> <td>1 PLACE</td> <td>---</td> <td><math>\pm N/A</math></td> </tr> </tbody> </table>					INCH	METRIC	3 PLACE	$\pm N/A$	---	2 PLACE	$\pm N/A$	$\pm N/A$	1 PLACE	---	$\pm N/A$	SALES ASSY, HDM BACKPLANE MODULE, POLAR/GUIDE OPTION	
	INCH	METRIC															
3 PLACE	$\pm N/A$	---															
2 PLACE	$\pm N/A$	$\pm N/A$															
1 PLACE	---	$\pm N/A$															
DRAFT WHERE APPLICABLE MUST REMAIN WITHIN DIMENSIONS				MOLEX INCORPORATED   SHEET NO. 2   DATE 96/12/18 LISLE, ILL. 60532 U.S.A.													
D				SEE SHEET I													
LTR. REVISIONS				LTR. REVISIONS													
DRWG. BY JRR   CHK'D. BY SMR				PART NO. SEE CHART   DRWG. NO. SDA-73644-****													
APP'D. BY CAB   SCALE ---:---				FILE NAME S73644X2 DGN   THIS DRAWING CONTAINS INFORMATION THAT IS PROPRIETARY TO MOLEX INC. AND SHOULD NOT BE USED WITHOUT WRITTEN PERMISSION.   DIV. DA   SIZE B													