

1.9 GHz RX Diversity Ceramic Antenna

Ground cleared under antenna, clearance area 10.60 x 6.25 mm

Pulse Part Number: W3029



Features

- Omnidirectional radiation
- Low profile
- Compact size W x L x H (10 x 3.2 x 2 mm)
- Low weight (310 mg)
- Lead free materials
- Fully SMD compatible
- Lead free soldering compatible
- Tape and reel packing
- RoHS Compliant Product

Applications

- GSM 1900 MHz band (PCS)
- 1.93-1.99 GHz

Electrical specifications @ +25 °C

Note: Electrical characteristics depend on test board (GP) size and antenna positioning on GP and Ground Clearance area size.

RX Diversity 1930-1990 MHz

Typical performance test board size 80 x 37 mm, PWB ground clearance area 10.60 x 6.25 mm)

Frequency Range [MHz]	Linear Max Gain [dBi]	Efficiency [%] / [dB]	Return Loss min. [dB]	Impedance [Ω]	Operating Temperature [°C]
1930 – 1990	2 (peak) 1.3 (band edges)	80 / -1 (peak) 70 / -1.55 (band edges)	-10	50	-40 to +85

Pulse Antennas

Takatie 6
90440 Kempele, Finland
Tel: +358 207 935 500
Fax: +358 207 935 501
www.pulseeng.com/antennas



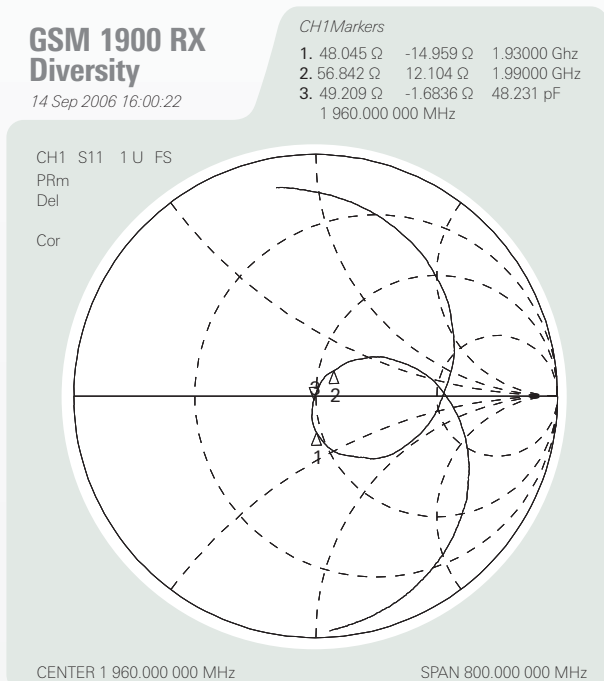
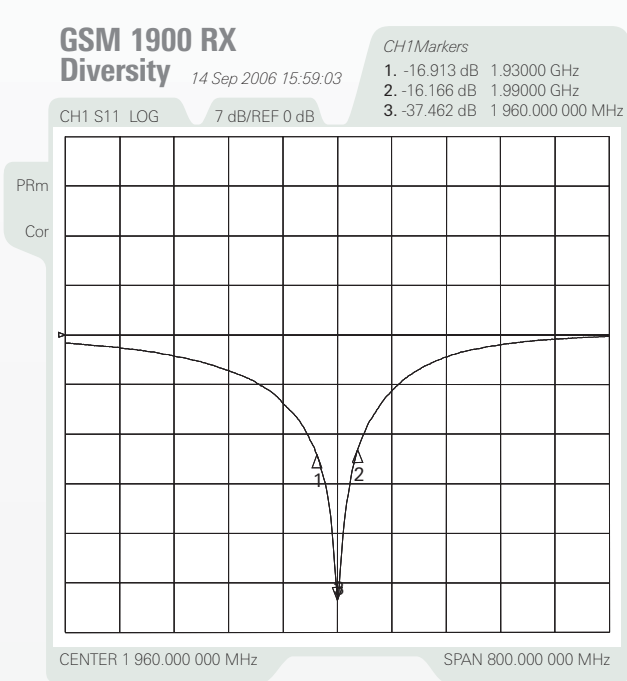
1.9 GHz RX Diversity Ceramic Antenna

Ground cleared under antenna, clearance area 10.60 x 6.25 mm

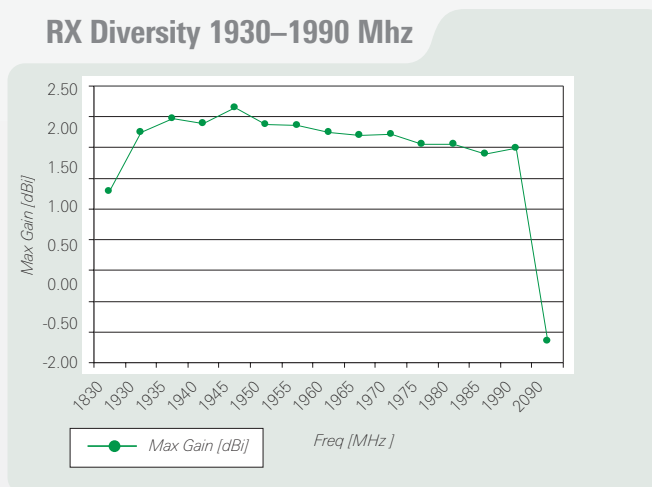
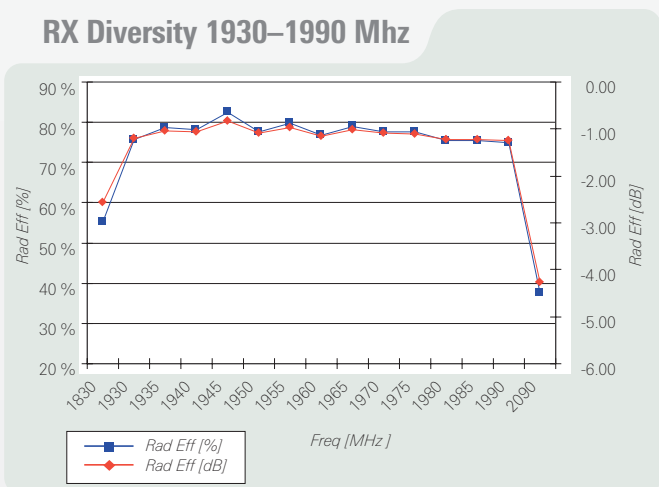
Typical Electrical Characteristics (T=25 °C)

Measured on the 80 x 37 mm test board

Typical Return Loss S11/impedance



Free space efficiency and maximum gain



Pulse Antennas

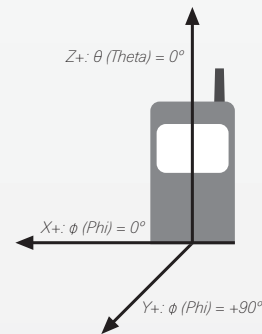
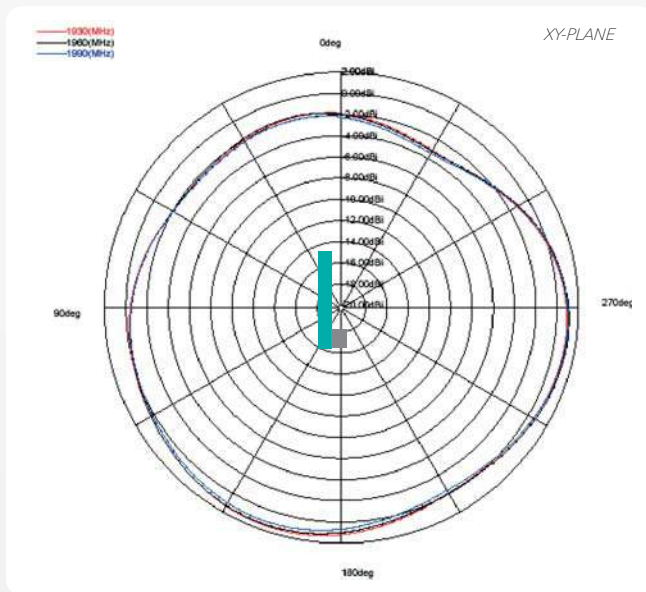
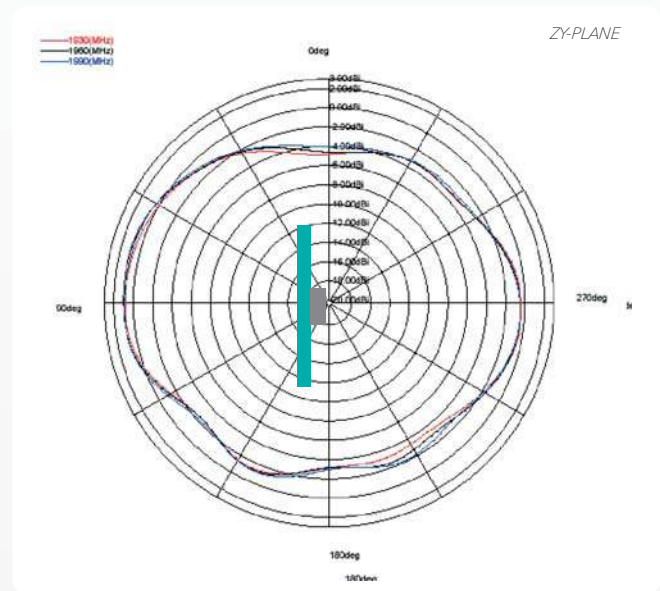
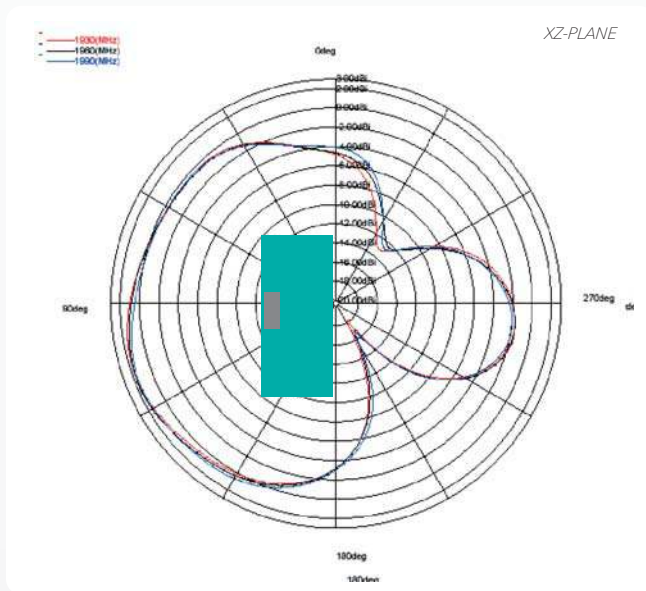
Takatie 6
90440 Kempele, Finland
Tel: +358 207 935 500
Fax: +358 207 935 501
www.pulseeng.com/antennas



1.9 GHz RX Diversity Ceramic Antenna

Ground cleared under antenna, clearance area 10.60 x 6.25 mm

Typical Free Space Radiation Patterns



Pulse Antennas

Takatie 6
90440 Kempele, Finland
Tel: +358 207 935 500
Fax: +358 207 935 501
www.pulseeng.com/antennas

