

**Features:**

- Compact, low profile with low DCR and high current
- Provides magnetic shielding against radiation
- Flat bottom provides reliable surface mounting
- Contact Stackpole for additional inductance values
- 100% RoHS compliant and lead free without exemption
- Halogen free
- REACH compliant



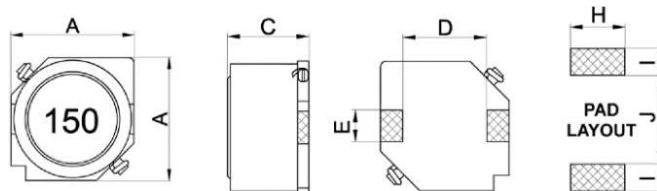
**Applications:**

- GPS and PDAs
- Personal computers
- DC/DC converters

Inductance and Current Ranges		
Type/Code	Inductance ( $\mu\text{H}$ )	Current Range (A)
LDRS2424	4.7 ~ 100	1.6 ~ 0.42
LDRS2828-LP	3.3 ~ 56	1.6 ~ 0.5
LDRS2828-MP	3.3 ~ 100	1.8 ~ 0.35
LDRS2828-HP	1 ~ 1000	2.2 ~ 0.13
LDRS2828	3.3 ~ 1000	2.5 ~ 0.14
LDRS4040	1 ~ 1500	7.8 ~ 0.22
LDRS4949-LP	6 ~ 1500	3.6 ~ 0.29
LDRS4949-HP	1.2 ~ 220	13 ~ 1.3
LDRS4949	2 ~ 150	10 ~ 1

Electrical specifications at 25°C.

**Mechanical Specifications**



Type/Code	A	C	D	E	H	I	J	Unit
LDRS2424	0.236 ± 0.008	0.110 ± 0.008	0.157	0.079	0.087	0.059	0.157	inches
	6.00 ± 0.20	2.80 ± 0.20	4.00	2.00	2.20	1.50	4.00	mm
LDRS2828...-LP	0.276 ± 0.008	0.110 ± 0.008	0.157	0.079	0.087	0.059	0.157	inches
	7.00 ± 0.20	2.80 ± 0.20	4.00	2.00	2.20	1.50	4.00	mm
LDRS2828...-MP	0.276 ± 0.008	0.118 ± 0.008	0.157	0.079	0.087	0.059	0.157	inches
	7.00 ± 0.20	3.00 ± 0.20	4.00	2.00	2.20	1.50	4.00	mm
LDRS2828...-HP	0.276 ± 0.008	0.126 ± 0.008	0.157	0.079	0.087	0.059	0.157	inches
	7.00 ± 0.20	3.20 ± 0.20	4.00	2.00	2.20	1.50	4.00	mm
LDRS2828	0.276 ± 0.008	0.177 ± 0.012	0.157	0.079	0.087	0.059	0.157	inches
	7.00 ± 0.20	4.50 ± 0.30	4.00	2.00	2.20	1.50	4.00	mm
LDRS4040	0.398 ± 0.012	0.177 ± 0.012	0.236	0.118	0.126	0.098	0.220	inches
	10.10 ± 0.30	4.50 ± 0.30	6.00	3.00	3.20	2.50	5.60	mm
LDRS4949...-LP	0.492 ± 0.012	0.217 ± 0.014	0.339	0.118	0.126	0.098	0.339	inches
	12.50 ± 0.30	5.50 ± 0.35	8.60	3.00	3.20	2.50	8.60	mm
LDRS4949...-HP	0.492 ± 0.012	0.295 ± 0.014	0.339	0.118	0.126	0.098	0.339	inches
	12.50 ± 0.30	7.50 ± 0.35	8.60	3.00	3.20	2.50	8.60	mm
LDRS4949	0.492 ± 0.012	0.256 ± 0.014	0.339	0.118	0.126	0.098	0.339	inches
	12.50 ± 0.30	6.50 ± 0.35	8.60	3.00	3.20	2.50	8.60	mm

Electrical Specifications - LDRS2424						
Part Number	Inductance $\mu$ H	Tolerance	Test Condition	DCR ( $\Omega$ ) max.	IDC (A) max.	
					I sat	I rms
LDRS2424MT4R7	4.7	20%	1KHz, 0.5V	0.036	1.6	2.5
LDRS2424MT6R8	6.8	20%	1KHz, 0.5V	0.052	1.5	2.2
LDRS2424MT100	10	20%	1KHz, 0.5V	0.068	1.3	1.8
LDRS2424MT150	15	20%	1KHz, 0.5V	0.1	1	1.4
LDRS2424MT220	22	20%	1KHz, 0.5V	0.12	0.77	1.3
LDRS2424MT330	33	20%	1KHz, 0.5V	0.18	0.69	1.1
LDRS2424MT470	47	20%	1KHz, 0.5V	0.27	0.59	0.92
LDRS2424MT560	56	20%	1KHz, 0.5V	0.33	0.51	0.85
LDRS2424MT680	68	20%	1KHz, 0.5V	0.39	0.5	0.78
LDRS2424MT101	100	20%	1KHz, 0.5V	0.62	0.42	0.64

Electrical Specifications – LDRS2828(LP)						
Part Number	Inductance $\mu$ H	Tolerance	Test Condition	DCR ( $\Omega$ ) max.	IDC (A) max.	
					I sat	I rms
LDRS2828MT3R3-LP	3.3	20%	1KHz, 0.5V	0.037	1.6	1.6
LDRS2828MT4R7-LP	4.7	20%	1KHz, 0.5V	0.045	1.5	1.5
LDRS2828MT6R8-LP	6.8	20%	1KHz, 0.5V	0.059	1.3	1.3
LDRS2828MT100-LP	10	20%	1KHz, 0.5V	0.083	1.1	1.1
LDRS2828MT150-LP	15	20%	1KHz, 0.5V	0.13	0.88	0.88
LDRS2828MT220-LP	22	20%	1KHz, 0.5V	0.18	0.75	0.75
LDRS2828MT330-LP	33	20%	1KHz, 0.5V	0.24	0.65	0.65
LDRS2828MT470-LP	47	20%	1KHz, 0.5V	0.34	0.54	0.54
LDRS2828MT560-LP	56	20%	1KHz, 0.5V	0.42	0.5	0.45

Electrical Specifications – LDRS2828(MP)						
Part Number	Inductance $\mu$ H	Tolerance	Test Condition	DCR ( $\Omega$ ) max.	IDC (A) max.	
					I sat	I rms
LDRS2828MT3R3-MP	3.3	20%	1KHz, 0.5V	0.023	1.8	1.8
LDRS2828MT4R7-MP	4.7	20%	1KHz, 0.5V	0.036	1.6	1.6
LDRS2828MT6R8-MP	6.8	20%	1KHz, 0.5V	0.041	1.5	1.5
LDRS2828MT100-MP	10	20%	1KHz, 0.5V	0.053	1.3	1.3
LDRS2828MT150-MP	15	20%	1KHz, 0.5V	0.084	1	1
LDRS2828MT220-MP	22	20%	1KHz, 0.5V	0.11	0.86	0.86
LDRS2828MT330-MP	33	20%	1KHz, 0.5V	0.16	0.65	0.65
LDRS2828MT470-MP	47	20%	1KHz, 0.5V	0.24	0.57	0.57
LDRS2828MT560-MP	56	20%	1KHz, 0.5V	0.28	0.53	0.6
LDRS2828MT680-MP	68	20%	1KHz, 0.5V	0.31	0.49	0.49
LDRS2828MT101-MP	100	20%	1KHz, 0.5V	0.45	0.35	0.35

Electrical Specifications – LDRS2828(HP)						
Part Number	Inductance $\mu$ H	Tolerance	Test Condition	DCR ( $\Omega$ ) max.	IDC (A) max.	
LDRS2828MT1R0-HP	1	20%	1KHz, 0.5V	0.019	2.2	
LDRS2828MT2R2-HP	2.2	20%	1KHz, 0.5V	0.021	2	
LDRS2828MT3R3-HP	3.3	20%	1KHz, 0.5V	0.023	1.9	
LDRS2828MT3R9-HP	3.9	20%	1KHz, 0.5V	0.029	1.85	
LDRS2828MT4R7-HP	4.7	20%	1KHz, 0.5V	0.036	1.7	
LDRS2828MT5R6-HP	5.6	20%	1KHz, 0.5V	0.039	1.65	
LDRS2828MT6R8-HP	6.8	20%	1KHz, 0.5V	0.041	1.6	
LDRS2828MT8R2-HP	8.2	20%	1KHz, 0.5V	0.049	1.5	
LDRS2828MT100-HP	10	20%	1KHz, 0.5V	0.053	1.4	
LDRS2828MT120-HP	12	20%	1KHz, 0.5V	0.071	1.2	
LDRS2828MT150-HP	15	20%	1KHz, 0.5V	0.075	1.1	
LDRS2828MT180-HP	18	20%	1KHz, 0.5V	0.099	1	
LDRS2828MT220-HP	22	20%	1KHz, 0.5V	0.11	0.96	
LDRS2828MT270-HP	27	20%	1KHz, 0.5V	0.15	0.85	

**Electrical Specifications – LDRS2828(HP) (cont.)**

Part Number	Inductance $\mu\text{H}$	Tolerance	Test Condition	DCR ( $\Omega$ ) max.	IDC (A) max.
LDRS2828MT330-HP	33	20%	1KHz, 0.5V	0.16	0.75
LDRS2828MT390-HP	39	20%	1KHz, 0.5V	0.23	0.7
LDRS2828MT470-HP	47	20%	1KHz, 0.5V	0.24	0.67
LDRS2828MT560-HP	56	20%	1KHz, 0.5V	0.3	0.6
LDRS2828MT680-HP	68	20%	1KHz, 0.5V	0.31	0.59
LDRS2828MT820-HP	82	20%	1KHz, 0.5V	0.424	0.49
LDRS2828MT101-HP	100	20%	1KHz, 0.5V	0.45	0.45
LDRS2828MT121-HP	120	20%	1KHz, 0.5V	0.62	0.4
LDRS2828MT151-HP	150	20%	1KHz, 0.5V	0.65	0.37
LDRS2828MT181-HP	180	20%	1KHz, 0.5V	1.02	0.3
LDRS2828MT221-HP	220	20%	1KHz, 0.5V	1.05	0.29
LDRS2828MT271-HP	270	20%	1KHz, 0.5V	1.53	0.24
LDRS2828MT331-HP	330	20%	1KHz, 0.5V	1.67	0.22
LDRS2828MT391-HP	390	20%	1KHz, 0.5V	1.99	0.21
LDRS2828MT471-HP	470	20%	1KHz, 0.5V	2.05	0.2
LDRS2828MT561-HP	560	20%	1KHz, 0.5V	3.1	0.17
LDRS2828MT681-HP	680	20%	1KHz, 0.5V	3.15	0.16
LDRS2828MT821-HP	820	20%	1KHz, 0.5V	4.5	0.14
LDRS2828MT102-HP	1000	20%	1KHz, 0.5V	4.78	0.13

**Electrical Specifications – LDRS2828**

Part Number	Inductance $\mu\text{H}$	Tolerance	Test Condition	DCR ( $\Omega$ ) max.	IDC (A) max.
LDRS2828MT3R3	3.3	20%	1KHz, 0.5V	0.023	1.9
LDRS2828MT3R9	3.9	20%	1KHz, 0.5V	0.029	1.85
LDRS2828MT4R7	4.7	20%	1KHz, 0.5V	0.036	1.7
LDRS2828MT5R6	5.6	20%	1KHz, 0.5V	0.039	1.65
LDRS2828MT6R8	6.8	20%	1KHz, 0.5V	0.041	1.6
LDRS2828MT8R2	8.2	20%	1KHz, 0.5V	0.049	1.5
LDRS2828MT100	10	20%	1KHz, 0.5V	0.053	1.4
LDRS2828MT120	12	20%	1KHz, 0.5V	0.071	1.2
LDRS2828MT150	15	20%	1KHz, 0.5V	0.075	1.1
LDRS2828MT180	18	20%	1KHz, 0.5V	0.099	1
LDRS2828MT220	22	20%	1KHz, 0.5V	0.11	0.96
LDRS2828MT270	27	20%	1KHz, 0.5V	0.15	0.85
LDRS2828MT330	33	20%	1KHz, 0.5V	0.16	0.75
LDRS2828MT390	39	20%	1KHz, 0.5V	0.23	0.7
LDRS2828MT470	47	20%	1KHz, 0.5V	0.24	0.67
LDRS2828MT560	56	20%	1KHz, 0.5V	0.3	0.6
LDRS2828MT680	68	20%	1KHz, 0.5V	0.31	0.59
LDRS2828MT820	82	20%	1KHz, 0.5V	0.424	0.49
LDRS2828MT101	100	20%	1KHz, 0.5V	0.45	0.45
LDRS2828MT121	120	20%	1KHz, 0.5V	0.62	0.4
LDRS2828MT151	150	20%	1KHz, 0.5V	0.65	0.37
LDRS2828MT181	180	20%	1KHz, 0.5V	1.02	0.3
LDRS2828MT221	220	20%	1KHz, 0.5V	1.05	0.29
LDRS2828MT271	270	20%	1KHz, 0.5V	1.53	0.24
LDRS2828MT331	330	20%	1KHz, 0.5V	1.67	0.22
LDRS2828MT391	390	20%	1KHz, 0.5V	1.99	0.21
LDRS2828MT471	470	20%	1KHz, 0.5V	2.05	0.2
LDRS2828MT561	560	20%	1KHz, 0.5V	3.1	0.17
LDRS2828MT681	680	20%	1KHz, 0.5V	3.15	0.16
LDRS2828MT821	820	20%	1KHz, 0.5V	4.5	0.14
LDRS2828MT102	1000	20%	1KHz, 0.5V	4.78	0.13

**Electrical Specifications – LDRS4040**

Part Number	Inductance $\mu$ H	Tolerance	Test Condition	DCR ( $\Omega$ ) max.	IDC (A) max.
LDRS4040MT1R0	1	20%	1KHz, 0.5V	0.012	7.8
LDRS4040MT1R5	1.5	20%	1KHz, 0.5V	0.014	5.8
LDRS4040MT2R2	2.2	20%	1KHz, 0.5V	0.015	5.6
LDRS4040MT3R3	3.3	20%	1KHz, 0.5V	0.016	5.1
LDRS4040MT3R9	3.9	20%	1KHz, 0.5V	0.018	4.1
LDRS4040MT4R7	4.7	20%	1KHz, 0.5V	0.02	3.7
LDRS4040MT5R6	5.6	20%	1KHz, 0.5V	0.022	3.4
LDRS4040MT6R8	6.8	20%	1KHz, 0.5V	0.025	3.2
LDRS4040MT8R2	8.2	20%	1KHz, 0.5V	0.027	3.1
LDRS4040MT100	10	20%	1KHz, 0.5V	0.036	3
LDRS4040MT120	12	20%	1KHz, 0.5V	0.033	2.5
LDRS4040MT150	15	20%	1KHz, 0.5V	0.047	2.4
LDRS4040MT180	18	20%	1KHz, 0.5V	0.052	2.2
LDRS4040MT220	22	20%	1KHz, 0.5V	0.059	2.1
LDRS4040MT270	27	20%	1KHz, 0.5V	0.073	1.7
LDRS4040MT330	33	20%	1KHz, 0.5V	0.082	1.6
LDRS4040MT390	39	20%	1KHz, 0.5V	0.099	1.5
LDRS4040MT470	47	20%	1KHz, 0.5V	0.1	1.4
LDRS4040MT560	56	20%	1KHz, 0.5V	0.11	1.3
LDRS4040MT680	68	20%	1KHz, 0.5V	0.14	1.2
LDRS4040MT820	82	20%	1KHz, 0.5V	0.19	1.1
LDRS4040MT101	100	20%	1KHz, 0.5V	0.2	1
LDRS4040MT121	120	20%	1KHz, 0.5V	0.28	0.8
LDRS4040MT151	150	20%	1KHz, 0.5V	0.35	0.79
LDRS4040MT181	180	20%	1KHz, 0.5V	0.42	0.69
LDRS4040MT221	220	20%	1KHz, 0.5V	0.47	0.65
LDRS4040MT271	270	20%	1KHz, 0.5V	0.62	0.55
LDRS4040MT331	330	20%	1KHz, 0.5V	0.68	0.54
LDRS4040MT391	390	20%	1KHz, 0.5V	0.9	0.49
LDRS4040MT471	470	20%	1KHz, 0.5V	1.03	0.47
LDRS4040MT561	560	20%	1KHz, 0.5V	1.3	0.4
LDRS4040MT681	680	20%	1KHz, 0.5V	1.6	0.38
LDRS4040MT821	820	20%	1KHz, 0.5V	1.8	0.33
LDRS4040MT102	1000	20%	1KHz, 0.5V	2.8	0.32
LDRS4040MT152	1500	20%	1KHz, 0.5V	3.4	0.22

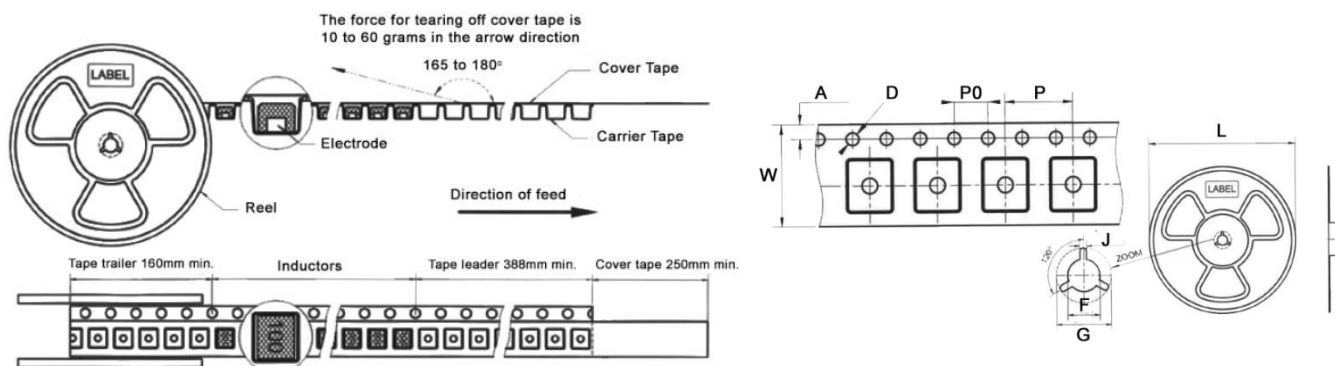
**Electrical Specifications – LDRS4949(LP)**

Part Number	Inductance $\mu$ H	Tolerance	Test Condition	DCR ( $\Omega$ ) max.	IDC (A) max.	
					I sat	I rms
LDRS4949NT6R0-LP	6.0	30%	1KHz, 0.5V	0.0164	3.6	4.9
LDRS4949MT100-LP	10	20%	1KHz, 0.5V	0.0215	3.4	4.3
LDRS4949MT150-LP	15	20%	1KHz, 0.5V	0.0259	2.8	3.9
LDRS4949MT220-LP	22	20%	1KHz, 0.5V	0.0338	2.3	3.4
LDRS4949MT330-LP	33	20%	1KHz, 0.5V	0.0415	1.9	3.1
LDRS4949MT470-LP	47	20%	1KHz, 0.5V	0.0618	1.6	2.5
LDRS4949MT560-LP	56	20%	1KHz, 0.5V	0.075	1.45	2.3
LDRS4949MT680-LP	68	20%	1KHz, 0.5V	0.0832	1.3	2.2
LDRS4949MT101-LP	100	20%	1KHz, 0.5V	0.117	1.1	1.8
LDRS4949MT151-LP	150	20%	1KHz, 0.5V	0.19	0.88	1.4
LDRS4949MT221-LP	220	20%	1KHz, 0.5V	0.27	0.72	1.2
LDRS4949MT331-LP	330	20%	1KHz, 0.5V	0.41	0.59	1
LDRS4949MT471-LP	470	20%	1KHz, 0.5V	0.52	0.49	0.88
LDRS4949MT681-LP	680	20%	1KHz, 0.5V	0.76	0.43	0.73
LDRS4949MT102-LP	1000	20%	1KHz, 0.5V	1.12	0.34	0.6
LDRS4949MT152-LP	1500	20%	1KHz, 0.5V	1.73	0.29	0.48

Electrical Specifications – LDRS4949(HP)						
Part Number	Inductance $\mu$ H	Tolerance	Test Condition	DCR ( $\Omega$ ) max.	IDC (A) max.	
					I sat	I rms
LDRS4949NT1R2-HP	1.2	30%	1KHz, 0.5V	0.0069	13	8.2
LDRS4949NT2R0-HP	2.0	30%	1KHz, 0.5V	0.008	11	-
LDRS4949NT2R7-HP	2.7	30%	1KHz, 0.5V	0.0094	10	7
LDRS4949NT3R3-HP	3.3	30%	1KHz, 0.5V	0.01	9.5	6.8
LDRS4949NT3R9-HP	3.9	30%	1KHz, 0.5V	0.0104	9	6.7
LDRS4949NT5R6-HP	5.6	30%	1KHz, 0.5V	0.0116	7.8	6.3
LDRS4949NT6R8-HP	6.8	30%	1KHz, 0.5V	0.0131	7.2	5.9
LDRS4949MT100-HP	10	20%	1KHz, 0.5V	0.0156	5.5	5.4
LDRS4949MT150-HP	15	20%	1KHz, 0.5V	0.0184	4.7	5
LDRS4949MT220-HP	22	20%	1KHz, 0.5V	0.263	4	4
LDRS4949MT330-HP	33	20%	1KHz, 0.5V	0.0395	3.2	3.4
LDRS4949MT390-HP	39	20%	1KHz, 0.5V	0.044	3	3.2
LDRS4949MT470-HP	47	20%	1KHz, 0.5V	0.0528	2.7	3
LDRS4949MT560-HP	56	20%	1KHz, 0.5V	0.067	2.3	2.6
LDRS4949MT680-HP	68	20%	1KHz, 0.5V	0.0778	2	2.4
LDRS4949MT101-HP	100	20%	1KHz, 0.5V	0.125	1.9	1.9
LDRS4949MT151-HP	150	20%	1KHz, 0.5V	0.175	1.6	1.6
LDRS4949MT221-HP	220	20%	1KHz, 0.5V	0.258	1.3	1.3

Electrical Specifications – LDRS4949						
Part Number	Inductance $\mu$ H	Tolerance	Test Condition	DCR ( $\Omega$ ) max.	IDC (A) max.	
					I sat	I rms
LDRS4949NT2R0	2.0	30%	1KHz, 0.5V	0.0117	10	6.2
LDRS4949NT4R2	4.2	30%	1KHz, 0.5V	0.015	7.3	5.5
LDRS4949MT7R0	7.0	20%	1KHz, 0.5V	0.0177	5.7	5
LDRS4949MT100	10	20%	1KHz, 0.5V	0.0202	5	4.8
LDRS4949MT150	15	20%	1KHz, 0.5V	0.0237	4.2	4.4
LDRS4949MT220	22	20%	1KHz, 0.5V	0.0316	3.5	3.8
LDRS4949MT330	33	20%	1KHz, 0.5V	0.0406	2.8	3.4
LDRS4949MT470	47	20%	1KHz, 0.5V	0.0578	2.4	2.8
LDRS4949MT560	56	20%	1KHz, 0.5V	0.075	2.2	2.5
LDRS4949MT680	68	20%	1KHz, 0.5V	0.0787	2	2.4
LDRS4949MT101	100	20%	1KHz, 0.5V	0.123	1.6	1.9
LDRS4949MT121	120	20%	1KHz, 0.5V	0.185	1.3	1.5
LDRS4949MT151	150	20%	1KHz, 0.5V	0.273	1	1.2

**Packaging Specifications**



Type/Code	A	D	P0	P	W	F	G	J	L	Unit
LDRS2424	0.069 ± 0.004 1.75 ± 0.10	0.059 ± 0.004 1.50 ± 0.10	0.157 ± 0.004 4.00 ± 0.10	0.472 12.00	0.630 16.00	0.512 ± 0.039 13.00 ± 1.00	0.906 ± 0.039 23.00 ± 1.00	0.098 ± 0.020 2.50 ± 0.50	12.992 ± 7.008 330.00 ± 178.00	Inches mm
LDRS2828...-LP	0.069 ± 0.004 1.75 ± 0.10	0.059 ± 0.004 1.50 ± 0.10	0.157 ± 0.004 4.00 ± 0.10	0.472 12.00	0.630 16.00	0.512 ± 0.039 13.00 ± 1.00	0.906 ± 0.039 23.00 ± 1.00	0.098 ± 0.020 2.50 ± 0.50	12.992 ± 7.008 330.00 ± 178.00	Inches mm
LDRS2828...-MP	0.069 ± 0.004 1.75 ± 0.10	0.059 ± 0.004 1.50 ± 0.10	0.157 ± 0.004 4.00 ± 0.10	0.472 12.00	0.630 16.00	0.512 ± 0.039 13.00 ± 1.00	0.906 ± 0.039 23.00 ± 1.00	0.098 ± 0.020 2.50 ± 0.50	12.992 ± 7.008 330.00 ± 178.00	Inches mm
LDRS2828...-HP	0.069 ± 0.004 1.75 ± 0.10	0.059 ± 0.004 1.50 ± 0.10	0.157 ± 0.004 4.00 ± 0.10	0.472 12.00	0.630 16.00	0.512 ± 0.039 13.00 ± 1.00	0.906 ± 0.039 23.00 ± 1.00	0.098 ± 0.020 2.50 ± 0.50	12.992 ± 7.008 330.00 ± 178.00	Inches mm
LDRS2828	0.069 ± 0.004 1.75 ± 0.10	0.059 ± 0.004 1.50 ± 0.10	0.157 ± 0.004 4.00 ± 0.10	0.472 12.00	0.630 16.00	0.512 ± 0.039 13.00 ± 1.00	0.906 ± 0.039 23.00 ± 1.00	0.098 ± 0.020 2.50 ± 0.50	12.992 ± 7.008 330.00 ± 178.00	Inches mm
LDRS4040	0.069 ± 0.004 1.75 ± 0.10	0.059 ± 0.004 1.50 ± 0.10	0.157 ± 0.004 4.00 ± 0.10	0.630 16.00	0.945 24.00	0.512 ± 0.039 13.00 ± 1.00	0.906 ± 0.039 23.00 ± 1.00	0.098 ± 0.020 2.50 ± 0.50	12.992 ± 7.008 330.00 ± 178.00	Inches mm
LDRS4949...-LP	0.069 ± 0.004 1.75 ± 0.10	0.059 ± 0.004 1.50 ± 0.10	0.157 ± 0.004 4.00 ± 0.10	0.630 16.00	0.945 24.00	0.512 ± 0.039 13.00 ± 1.00	0.906 ± 0.039 23.00 ± 1.00	0.098 ± 0.020 2.50 ± 0.50	12.992 ± 7.008 330.00 ± 178.00	Inches mm
LDRS4949...-HP	0.069 ± 0.004 1.75 ± 0.10	0.059 ± 0.004 1.50 ± 0.10	0.157 ± 0.004 4.00 ± 0.10	0.630 16.00	0.945 24.00	0.512 ± 0.039 13.00 ± 1.00	0.906 ± 0.039 23.00 ± 1.00	0.098 ± 0.020 2.50 ± 0.50	12.992 ± 7.008 330.00 ± 178.00	Inches mm
LDRS4949	0.069 ± 0.004 1.75 ± 0.10	0.059 ± 0.004 1.50 ± 0.10	0.157 ± 0.004 4.00 ± 0.10	0.630 16.00	0.945 24.00	0.512 ± 0.039 13.00 ± 1.00	0.906 ± 0.039 23.00 ± 1.00	0.098 ± 0.020 2.50 ± 0.50	12.992 ± 7.008 330.00 ± 178.00	Inches mm

**Environmental Specifications - General**

Item	Specification
Shelf Storage Conditions	Temperature range: 25±3°C. Humidity: <80% relative humidity. Recommended product should be used within six months from the time of delivery.

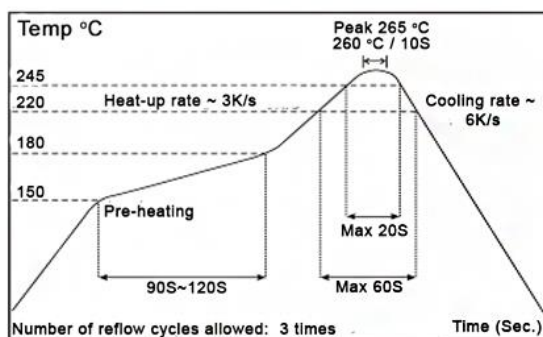
**Environmental Tests**

Test	Test Specification	Test Condition
High Temperature Storage Test	No case deformation or change in appearance. Δ L/L ≤10%	Temperature 85±2°C Time: 48 ± 2 hours Tested after 1 hour at room temperature
Low Temperature Storage Test		Temperature -40±2°C Time: 48 ± 2 hours Tested after 1 hour at room temperature
Humidity Test		Temperature 40±2°C, 90~95% relative humidity Time: 96 ± 2 hours Tested after 1 hour at room temperature
Thermal Shock Test		First -25°C 30 minutes, then 25°C 10 minutes, last 85°C 30 minutes, as 1 cycle. Go through 5 cycles. Tested after 1 hour at room temperature



Mechanical Tests		
Test	Test Specification	Test Condition
Solderability Test	Terminal area must have 90% minimum solder coverage	Product with lead-free terminal Dip pads in flux then dip in solder pot (SnCuNi) at 245±5°C for 3 seconds
Resistance to Soldering Heat	No case deformation or change in appearance	Flux should cover the whole of the sample before heating, then be preheated for about 2 minutes over temperature of 130~150°C. immersing to 260±5°C for 10 seconds
Vibration Test	No case deformation or change in appearance Δ L/L ≤10%	Apply frequency 10~55Hz 1.5mm amplitude in each of perpendicular direction for 2 hours
Shock Resistance		Drop down with 981m/s <sup>2</sup> (100G) shock attitude upon a rubber block method shock testing machine for 1 time in each of three orientations.

**Reflow Chart:**



**RoHS Compliance**

Stackpole Electronics has joined the worldwide effort to reduce the amount of lead in electronic components and to meet the various regulatory requirements now prevalent, such as the European Union’s directive regarding “Restrictions on Hazardous Substances” (RoHS 3). As part of this ongoing program, we periodically update this document with the status regarding the availability of our compliant components. All our standard part numbers are compliant to EU Directive 2011/65/EU of the European Parliament as amended by Directive (EU) 2015/863/EU as regards the list of restricted substances.

RoHS Compliance Status						
Standard Product Series	Description	Package / Termination Type	Standard Series RoHS Compliant	Lead-Free Termination Composition	Lead-Free Mfg. Effective Date (Std Product Series)	Lead-Free Effective Date Code (YY/WW)
LDRS	Shielded SMD Power Inductor	SMD	YES	100% Matte Sn	Aug-05	05/31

**“Conflict Metals” Commitment**

We at Stackpole Electronics, Inc. are joined with our industry in opposing the use of metals mined in the “conflict region” of the eastern Democratic Republic of the Congo (DRC) in our products. Recognizing that the supply chain for metals used in the electronics industry is very complex, we work closely with our own suppliers to verify to the extent possible that the materials and products we supply do not contain metals sourced from this conflict region. As such, we are in compliance with the requirements of Dodd-Frank Act regarding Conflict Minerals.

**Compliance to “REACH”**

We certify that all passive components supplied by Stackpole Electronics, Inc. are SVHC (Substances of Very High Concern) free and compliant with the requirements of EU Directive 1907/2006/EC, “The Registration, Evaluation, Authorization and Restriction of Chemicals”, otherwise referred to as REACH. Contact us for complete list of REACH Substance Candidate List.

**Environmental Policy**

It is the policy of Stackpole Electronics, Inc. (SEI) to protect the environment in all localities in which we operate. We continually strive to improve our effect on the environment. We observe all applicable laws and regulations regarding the protection of our environment and all requests related to the environment to which we have agreed. We are committed to the prevention of all forms of pollution.

**How to Order**

<b>L</b>	<b>D</b>	<b>R</b>	<b>S</b>	<b>2</b>	<b>8</b>	<b>2</b>	<b>8</b>	<b>M</b>	<b>T</b>	<b>1</b>	<b>0</b>	<b>1</b>	<b>-</b>	<b>H</b>	<b>P</b>
Product Series LDRS	Size Code    Dimension (mm)		Tolerance Code    Tol		Packaging Code    Description    Size    Quantity				Inductance Code    Inductance		Special Code    Description				
	2424	6 x 2.8	M	20%	T	13" Tape and Reel	2424, 2828	1000	1R1	1.1 uH	(blank)	Standard			
	2828 (LP)	7 x 2.8	N	30%			4040	750	470	47 uH	LP	Low Profile			
	2828 (MP)	7 x 3					4949(LP), 4949	500	101	100 uH	MP	Mid Profile			
	2828 (HP)	7 x 3.2					4949(HP)	350			HP	High Profile			
	2828	7 x 4.5													
	4040	10.1 x 4.5													
	4949 (LP)	12.5 x 5.5													
	4949 (HP)	12.5 x 7.5													
	4949	12.5 x 6.5													

**Legacy Part Number:**

<b>P</b>	<b>C</b>	<b>D</b>	<b>R</b>	<b>0</b>	<b>6</b>	<b>2</b>	<b>8</b>	<b>M</b>	<b>T</b>	<b>1</b>	<b>0</b>	<b>1</b>
Product Series PCDR	Code	Dimensions (mm)	Tolerance Code    Tol		Packaging Code    Description    Size    Quantity				Inductance Code    Inductance			
	0628	6.0x2.8	M	20%	T	13" Tape and Reel	0628, 0728, 0730, 0732, 0745	1,000	1R1	1.1 uH		
	0728	7.0x2.8	N	30%			1045	750	470	47 uH		
	0730	7.0x3.0					1255, 1265	500	101	100 uH		
	0732	7.0x3.2					1275	350				
	0745	7.0x4.5										
	1045	10.1x4.5										
	1255	12.5x5.5										
	1265	12.5x6.5										
	1275	12.5x7.5										