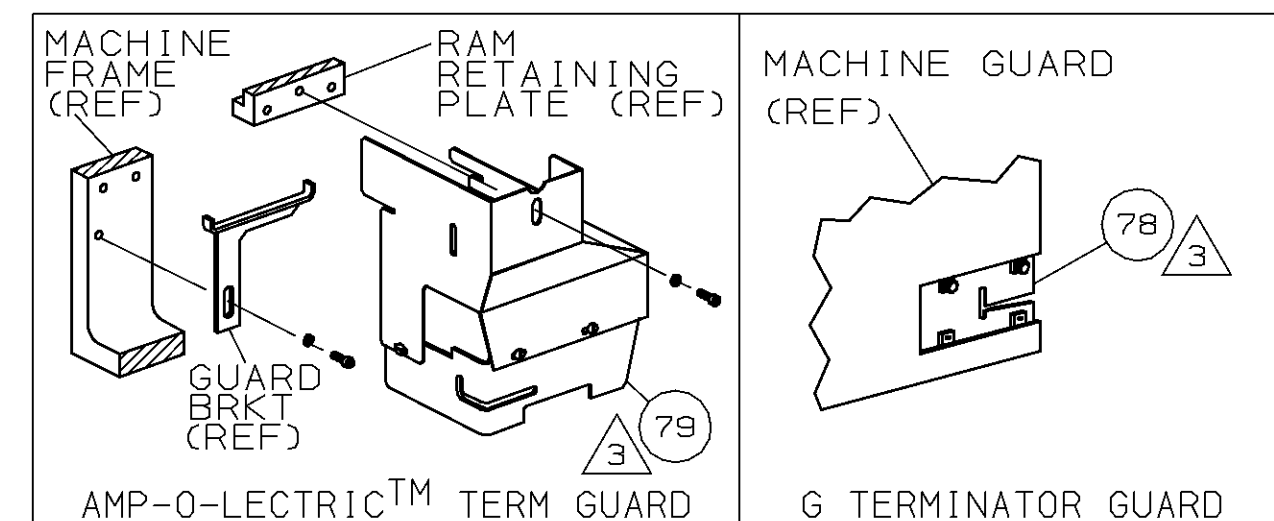


PART NUMBER	REV	FIRST USED
466266-1	C	122500-1
466266-2	A	565435-5

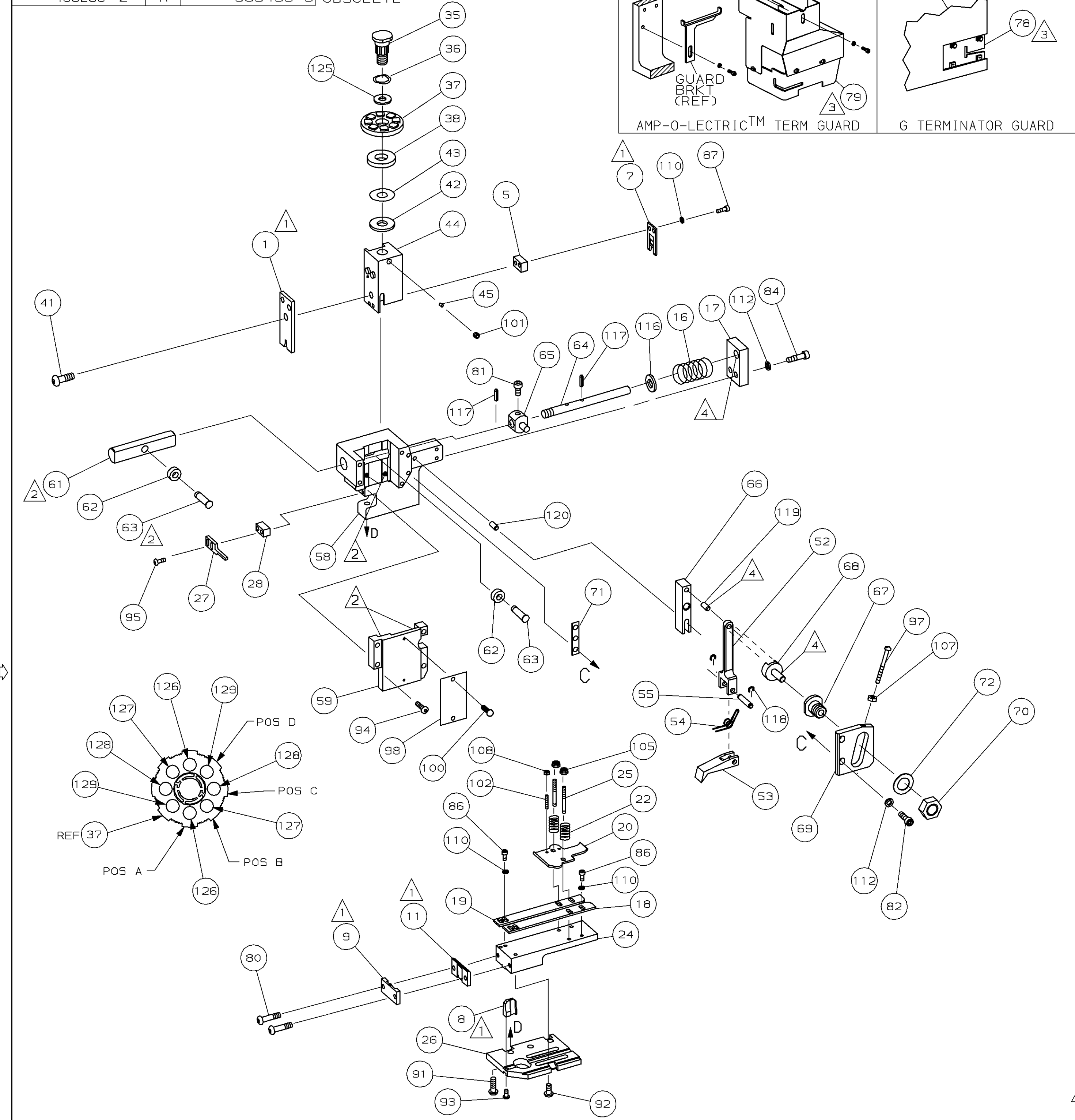
OBSOLETE



TERMINAL NAME: RING TONGUE		CRIMPING DATA	
PAD LTR	CRIMP HEIGHT	WIRE SIZE	
A	.072 ± .002 [1.83 ± 0.05mm]	16 OR 1.5mm ²	
B	.070 ± .002 [1.78 ± 0.05mm]	1.0mm ²	
C	.066 ± .002 [1.68 ± 0.05mm]	18 OR 0.8mm ²	
D	.062 ± .002 [1.57 ± 0.05mm]	20 OR 0.5mm ²	
CRIMP	SIZE	TYPE	RANGE
WIRE	.100 [2.54mm]	F	20-16 & 0.5-1.5mm ²
INSUL	-	-	-

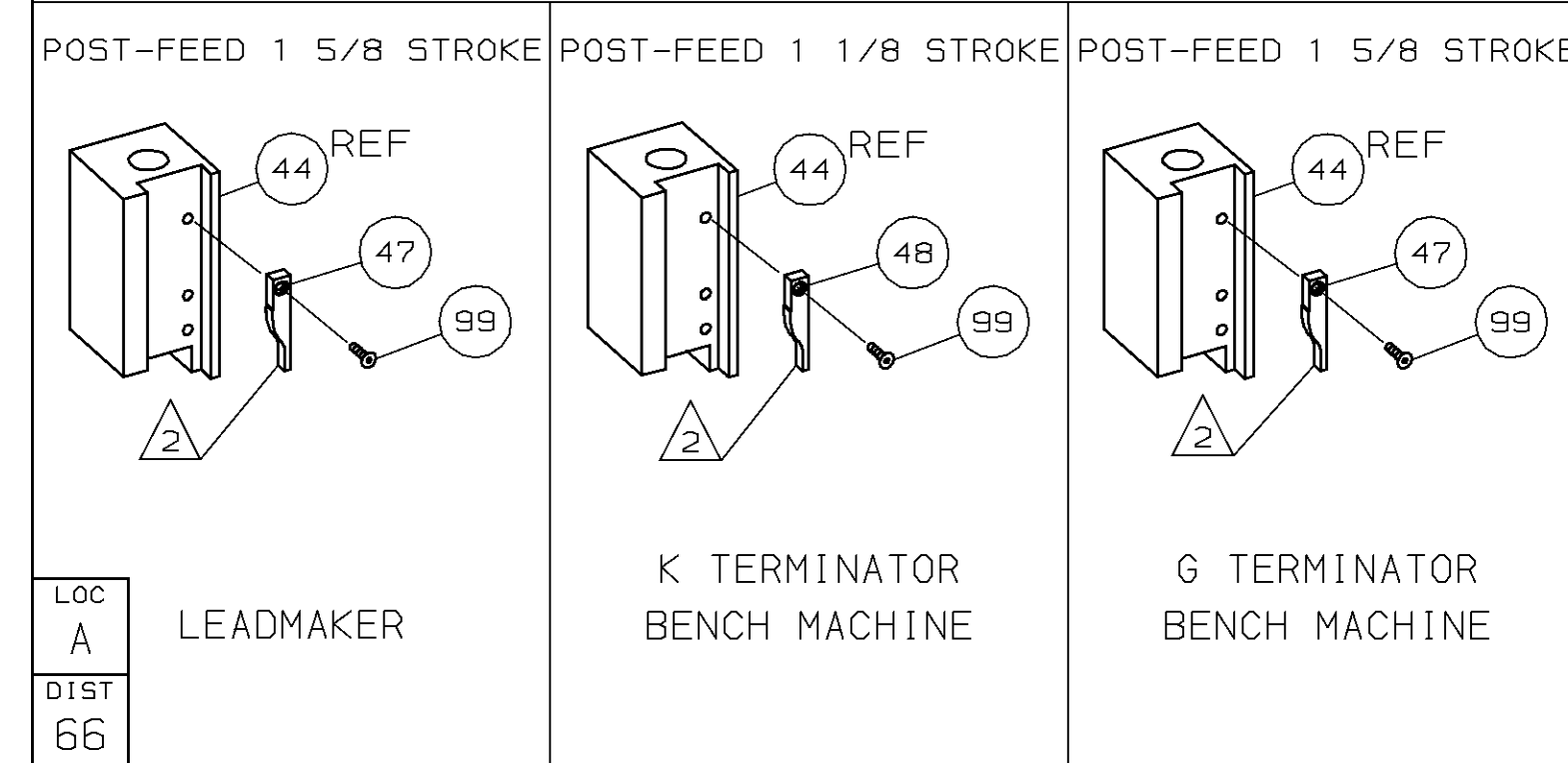
LEADMAKER & BENCH MODEL G		MECH POST FEED				
BENCH MODEL K		MECH POST FEED				
REF	REF	-	A	22594-8	NUT, HEX	70
REF	REF	-	B	240628-1	PLATE, ADJ	69
REF	REF	-	B	240626-1	SHAFT, PIVOT	68
REF	REF	-	B	240633-1	BUSHING	67
REF	REF	-	A	455680-1	LEVER, INTERMEDIATE	66
REF	REF	-	B	240629-1	BLOCK, PIVOT	65
REF	REF	-	A	240632-2	SCR, ADJ	64
REF	REF	-	B	240659-3	PIN, CAM ROLLER	63
REF	REF	-	B	240658-1	CAM, ROLLER	62
REF	REF	-	B	454398-1	ROD, FEED	61

THIS DRAWING IS A CONTROLLED DOCUMENT FOR AMP INCORPORATED. IT IS SUBJECT TO CHANGE AND THE CONTROLLING ENGINEERING ORGANIZATION SHOULD BE CONTACTED FOR THE LATEST REVISION.



QTY	REF	REV	U/M	DWG SIZE	PART NO	DESCRIPTION	ITEM NO
2	2	-	C		9-354778-7	PIN, WIRE DISC (.2980)D	129
2	2	-	C		8-354778-9	PIN, WIRE DISC (.2940)C	128
2	2	-	C		8-354778-1	PIN, WIRE DISC (.2900)B	127
2	2	-	C		7-354778-7	PIN, WIRE DISC (.2880)A	126
1	1	-	A		986950-1	WASHER, FLAT PRECISION	125
1	1	-	A		217238-1	GENERAL INSTRUCTION PACKAGE	124
1	1	-	-		4088039	EF APPL INST 408-8039	123
							122
							121
REF	REF	-	A		1-21030-7	PIN, DOWEL (Ø.187x1.50)HSG	120
REF	REF	-	A		1-21030-1	PIN, DOWEL (Ø.187x.50)LEVER	119
REF	REF	-	A		21045-3	RING, RET "C" (Ø.187)FD PIN	118
REF	REF	-	A		5-21028-1	PIN, STD SPRING (Ø.12)FD ADJ ROD	117
REF	REF	-	A		21899-4	WASHER, FLAT (Ø5/16)SCR ADJ	116
							115
							114
							113
REF	REF	-	A		21024-5	WASHER, LOCK (NO.10)FD ROD GDE	112
6	6	-	A		21024-4	WASHER, LOCK (NO.8)SHEAR BL	110
							109
2	2	-	A		21018-4	NUT, HEX (4-40)DRAG	108
REF	REF	-	A		21018-5	NUT, HEX (6-32)FD ADJ PL	107
							106
2	2	-	A		21022-2	NUT, HEX SL (8-32)DRAG STUD	105
							104
							103
2	2	-	A		2-21006-6	SCR, SKT SET (4-40x.62)DRAG	102
1	1	-	A		21009-2	SCR, SKT SET (1/4-20x.25)RAM	101
2	2	-	A		21017-2	SCR, DRIVE (#2x.19) ID PLATE	100
1	1	-	A		1-21002-7	SCR, BHC (6-32x.38)CAM	99
1	1	-	B		461264-1	PLATE, IDENTIFICATION	98
REF	REF	-	A		6-23715-5	SCR, PAN HD (6-32x1.50)FEED ADJ	97
							96
2	2	-	A		2-21002-2	SCR, BHC (8-32x.50)STRIPPER	95
REF	REF	-	A		2-21002-9	SCR, BHC (10-32x.75)HSG CAP	94
1	1	-	A		22733-8	SCR, BHC (8-32x.38 LW)ANVIL	93
4	4	-	A		3-21002-3	SCR, BHC (1/4-20x.50)ST GD PL	92
REF	REF	-	A		2-22733-8	SCR, BHC (1/4-20x.62)BASE PL	91
							90
							89
							88
2	2	-	A		2-21000-6	SCR, SHC (8-32x.38)SLUG BLADE	87
4	4	-	A		7-21000-4	SCR, SHC (8-32x.31)STRIP GUIDE	86
							85
REF	REF	-	A		3-21000-7	SCR, SHC (10-32x.75)FEED ROD GDE	84
							83
REF	REF	-	A		3-21000-6	SCR, SHC (10-32x.62)FEED ADJ PL	82
REF	REF	-	A		3-21000-4	SCR, SHC (10-32x.38)PIVOT BLOCK	81
2	2	-	A		3-21002-0	SCR, BHC (10-32x.88)SHEAR PL	80
REF	-	-	A		455745-1	GUARD, WINDOW	79
-	REF	-	A		679532-1	INSERT, GUARD	78
							77
							76
							75
							74
							73
REF	REF	-	A		458109-1	WASHER, FLAT (SPECIAL)	72
REF	REF	-	A		690517-1	SPACER	71

QTY	REF	REV	U/M	DWG SIZE	PART NO	DESCRIPTION	ITEM NO
1	1	-	B		690501-3	CAM, POST FEED 1 1/8 ST	48
-	1	-	B		690501-4	CAM, POST-FEED 1 5/8 ST	47
							46
1	1	-	A		690191-1	PLUG, NYLON	45
1	1	-	C		455674-1	RAM	44
1	1	-	A		690125-1	WASHER, LAMINATED	43
1	1	-	A		690124-1	WASHER, RAM	42
1	1	-	A		7-21002-9	BOLT, CRIMPER (5/16-24x1.00)	41
							40
							39
1	1	-	A		690223-2	SPACER, INSULATION DISC	38
1	1	-	D		354777-1	WIRE DISC, PLASTIC	37
1	1	-	A		22480-5	WASHER, SPRING	36
1	1	-	B		690212-1	POST, RAM	35
							34
							33
1	1	-	D		458980-1	APPLICATOR, BASIC (SUB ASSY)	32
							31
							30
							29
1	1	-	B		3-690451-2	SPACER, STRIPPER	28
1	1	-	A		240639-1	STRIPPER	27
REF	REF	-	C		455676-1	PLATE, BASE	26
2	2	-	A		22354-8	DRAG, STUD	25
1	1	-	B		455678-1	PLATE, STRIP GUIDE	24
							23
2	2	-	A		4-22281-1	SPRING, DRAG	22
							21
1	1	-	A		454177-1	DRAG, STOCK	20
1	1	-	B		1-458030-4	GUIDE, STRIP (REAR)	19
1	1	-	C		1-458031-4	GUIDE, STRIP (FRONT)	18
REF	REF	-	A		454178-1	GUIDE, FEED ROD	17
REF	REF	-	A		4-22284-9	SPRING, FEED RETURN	16
							15
							14
							13
							12
1	1	-	B		240644-1	PLATE, REAR SHEAR	11
							10
1	1	-	B		690482-6	PLATE, FRONT SHEAR	9
1	1	-	D		1-240654-5	ANVIL	8
1	1	-	B		690474-6	BLADE, SLUG	7
							6
1	1	-	C		4-240641-2	SPACER, SLUG BLADE	5
							4
							3
							2
1	1	-	C		456407-5	CRIMPER, WIRE	1



- 1 RECOMMENDED SPARE PARTS.
- 2 GREASE LIGHTLY.
- 3 GUARD MUST BE IN PLACE WHEN OPERATING APPLICATOR IN A BENCH MACHINE.
- 4 LUBRICATE DAILY USING NO. 20 MACHINE OIL.
- 5. ITEMS WITH QTY OF REF SPECIFIED (EXCEPT ITEMS 78 AND 79) ARE USED ON ITEM 32.
- 6 ITEM 78 USED WITH G TERMINATOR ONLY.

THIS INFORMATION IS CONFIDENTIAL AND IS DISCLOSED TO YOU ON CONDITION THAT NO FURTHER DISCLOSURE IS MADE BY YOU TO OTHER THAN AMP PERSONNEL WITHOUT WRITTEN AUTHORIZATION FROM AMP INCORPORATED, HARRISBURG, PA.

466266

REVISION OF EACH ASSY NO (WHEN BLANK, USE DWG REVISION)

QTY	REF	REV	U/M	DWG SIZE	PART NO	DESCRIPTION	ITEM NO
-2	-1	-	U/M				

REVISION RECORD

REV	DATE	DESCRIPTION
C	0150-7419-96	TB 12-96
B	0150-7283-96, REACT-1	CE 10-96

REMOVE BURRS, BREAK SHARP EDGES R.015 MAX

MATL - HT TR - FIN -

DR P. MCCARTY 10-9-96 APP 10-9-96 T. ELBIN

CHK 10-9-96 C. ERISMAN REL 10/18/96 B. MORGAN

NAME END FEED HDM APPLICATOR MACHINE REF MINI APPL

SCALE - DWG NO 466266 SHEET 1 OF 1 REV C