

Features

- Low Loss
- Low Ripple
- High Tx Isolation

Description

Surface mount, silver (Ag) coated ceramic PCS duplexer. Developed for use in PCS infrastructure and subscriber applications.

Weight: 2.63 grams typical

Material: Filter is composed of a ceramic block plated with Ag and a shield made of nickel silver plated steel.

Filter complies with RoHS standards.



Electrical Specifications

Parameter	Frequency (MHz)	Typical	Spec. Over -40°C to +85°C
TX to Antenna Response			
Passband Insertion Loss	1850 – 1910	2.6 dB	3.2 dB max
Passband Return Loss @ TX	1850 – 1910	13.5 dB	10.0 dB min
Passband Return Loss @ ANT	1850 – 1910	13.5 dB	10.0 dB min
Passband Ripple	1850 – 1910	2.1 dB	2.6 dB max
Attenuation:	1930 – 1990	44.0 dB	40.0dB min
Antenna to RX Response			
Passband Insertion Loss	1930 – 1990	3.0 dB	3.6 dB max
Passband Return Loss @ RX	1930 – 1990	13.5 dB	10.0 dB min
Passband Return Loss @ ANT	1930 – 1990	13.5 dB	10.0 dB min
Passband Ripple	1930 – 1990	2.1 dB	2.6 dB max
Attenuation:	1850 – 1910	52.0 dB	48.0 dB min
TX to RX Response			
Rejection @ TX band	1850 – 1910	52.0 dB	50.0 dB min
Rejection @ RX band	1930 – 1990	45.0 dB	42.5 dB min
Power rating		2 Watts max	

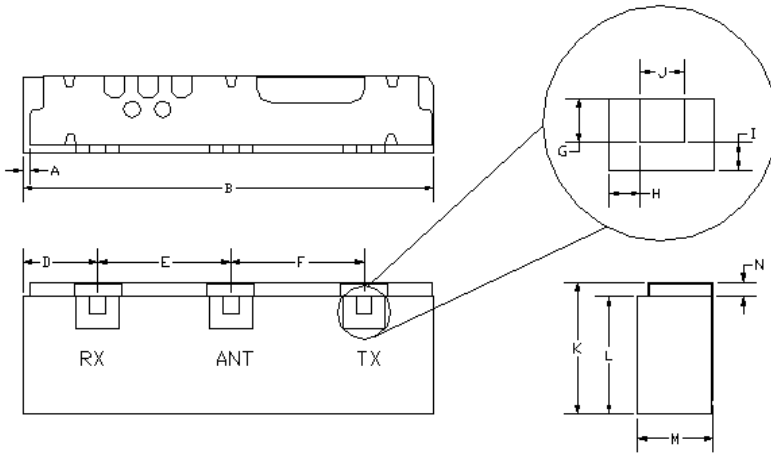
Note: Supplier shall test each filter to the critical electrical specifications of the above table. Any subsequent audits may deviate from in value due to measurement repeatability among different test systems. Such deviations shall not exceed the following limits:

Specification Allowance	
Insertion Loss	0.1 dB
Return Loss	1.0 dB
Stopbands	1.0 dB

*This product is covered by one or more of the following U.S. and foreign patents including: US 4,692,726;US 4,742,562; US 4,800,348;US 4,829,274;US 5,146,193;EP 0573597;DE 0573597;FR 0573597;JP 508149/92;KR 142171;US 5,162,760;US 5,218,329;US 5,250,916;US 5,327,109;US 5,488,335;CA 2114029;FR 9306297;GB 2273393;JP 3205337;KR 115113;CN 93106228.4;US 5,512,866;EP 0706719;DE 0706719;FR 0706719;GB 0706719;CN 95190359.4;US 5,602,518;US 5,721,520;US 5,745,018;EP 0910875;DE 0910875;DK 0910875;FR 0910875;GB 0910875;IE 0910875;JP 505182/98;KR 10-323013;US 5,994,978;US 6,462,629;CN 00810420.4;US 6,559,735;US 6,650,202;US 6,834,429. Other US and foreign patents pending.

©CTS Corporation 2006 reserves all copyrights in the layout, design and configuration of the patterns on this product.*

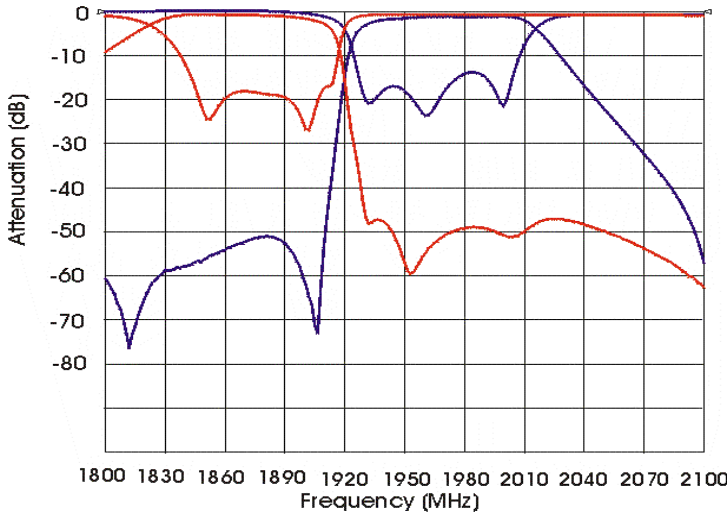
Mechanical Drawing



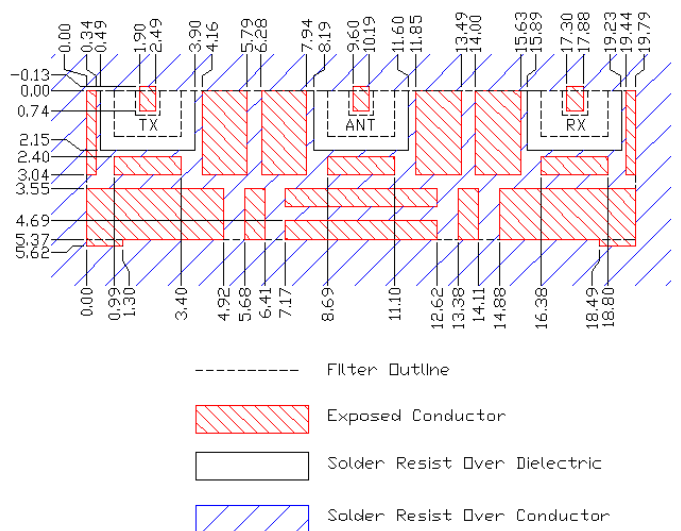
Dim	Nominal (mm)	Tolerance (mm) +/- or max
*A	0.13	0.13
B	19.92	max
D	2.20	0.25
E	7.70	0.13
F	7.70	0.13
G	0.89	0.13
H	0.76	0.13
I	0.76	0.13
J	0.89	0.13
K	6.45	max
L	5.37	0.20
M	4.60	max
N	0.76	0.13

*Indicates Reference Only

Electrical response



PCB Layout



Packaging and Marking

DIMENSION	UNITS	SPECIFICATION
REEL DIAMETER	mm	330
REEL WEIGHT	kg	2.3 max
REEL QUANTITY	ea.	500

