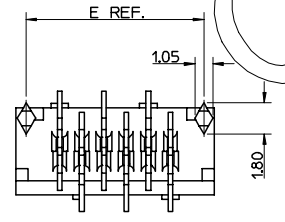
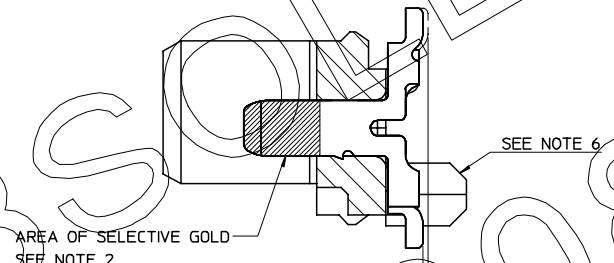
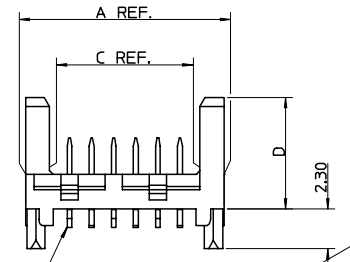


PART NUMBER	NUMBER OF CIRCUITS	DIM A	DIM B	DIM C	DIM E
91820-**04	4	8.86	3.81	6.11	7.66
91820-**06	6	11.40	6.35	8.65	10.20
91820-**08	8	13.94	8.89	11.19	12.74
91820-**10	10	16.48	11.43	13.73	15.28
91820-**12	12	19.02	13.97	16.27	17.82
91820-**14	14	21.56	16.51	18.81	20.36
91820-**16	16	24.10	19.05	21.35	22.90
91820-**18	18	26.64	21.59	23.89	25.44
91820-**20	20	29.18	24.13	26.43	27.98
91820-**22	22	31.72	26.67	28.97	30.52
91820-**24	24	34.26	29.21	31.51	33.06
91820-**26	26	36.80	31.75	34.05	35.60



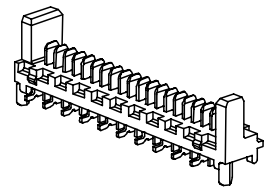
DETAIL 1  
Scale 10:1

0.00<sup>+0.10</sup><sub>0</sub>  
SEE NOTE 7

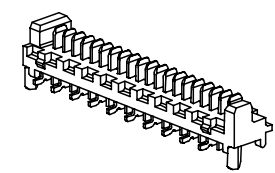
CIRCUIT SIZE  
04 TO 26 (4 TO 26CKT)

PCB PEGS	TUBE PACKED	TAPE & REEL PACKED	DIM D	VERSION
0	YES	YES	6.40	STANDARD HEADER
2	YES	NO		
3	NO	YES		
5	NO	NO	4.10	LOW-PROFILE HEADER
6	NO	YES		
7	NO	NO		
8	YES	YES		
9	YES	NO		

0 - TIN VERSION  
3 - GOLD VERSION



STANDARD HEADER  
Scale 3:1



LOW-PROFILE HEADER  
Scale 3:1

NOTES:

- MATERIALS:  
HOUSING: PCT 30% GLASS FILL, UC94 V-0, COLOUR: BLACK.  
TERMINAL: CARTRIDGE BRASS 0.28 REF. THICK.
- PLATING:  
TIN VERSION: 3um TIN MIN. OVER NICKEL.  
GOLD VERSION: 0.76um SELECTIVE GOLD MIN. AND 0.10um GOLD FLASH MIN. OVER NICKEL.
- CONFORMS TO PRODUCT SPECIFICATION PS-99020-0011.
- FOR TAPE AND REEL PACKAGING SEE PK-91820-001.
- FOR TUBE PACKAGING SEE PK-91820-002.
- PCB PEGS ARE OPTIONAL.
- ALL SMT TAILS LIE WITHIN A COPLANARITY BAND OF 0.00 TO 0.10.
- COLOUR VARIATION MAY BE VISIBLE ON THE HOUSING SURFACES.
- MATES WITH MOLEX 90327 & 91935 SERIES.
- RECOMMENDED PCB LAYOUT SHOWN ON SHEET 2.

OBSOLETE E.C. NO: E2008-0123 DRAWN: JDENNEHY 2007/10/04 CHKD: DMORLARTY 2007/10/02 APPR: JDENNEHY 2007/10/03 REV DESCRIPTION	QUALITY SYMBOLS	GENERAL TOLERANCES (UNLESS SPECIFIED)	DIMENSION STYLE	SCALE	DESIGN UNITS	THIRD ANGLE PROJECTION	
	$\nabla=0$ $\nabla=0$	mm INCH 4 PLACES ± --- ± --- 3 PLACES ± --- ± --- 2 PLACES ± 0.15 ± --- 1 PLACE ± 0.25 ± --- ANGULAR ± 5°	MM ONLY	5:1	METRIC		
			DRAWN BY DATE	TITLE			
			CHECKED BY DATE	PICOFLEX SMT HEADER ASSEMBLY ROHS COMPATIBLE			
			APPROVED BY DATE	MOLEX INCORPORATED			
		MATERIAL NO.	DOCUMENT NO.	SHEET NO.			
		SEE CHART	SD-91820-001	1 OF 2			
DRAFT WHERE APPLICABLE MUST REMAIN WITHIN DIMENSIONS THIS DRAWING CONTAINS INFORMATION THAT IS PROPRIETARY TO MOLEX INCORPORATED AND SHOULD NOT BE USED WITHOUT WRITTEN PERMISSION							

PART NUMBER	NUMBER OF CIRCUITS	DIM B	DIM E	DIM F
91820-***04	4	3.81	7.66	3.83
91820-***06	6	6.35	10.20	5.10
91820-***08	8	8.89	12.74	6.37
91820-***10	10	11.43	15.28	7.64
91820-***12	12	13.97	17.82	8.91
91820-***14	14	16.51	20.36	10.18
91820-***16	16	19.05	22.90	11.45
91820-***18	18	21.59	25.44	12.72
91820-***20	20	24.13	27.98	13.99
91820-***22	22	26.67	30.52	15.26
91820-***24	24	29.21	33.06	16.53
91820-***26	26	31.75	35.60	17.80



**RECOMMENDED PCB LAYOUT FOR TRANSITION FIT WITH PCB PEGS:**

HEADER VERSIONS 91820-\*\*\*04/ -\*\*\*06/ -\*\*\*08/ -\*\*\*10/ -\*\*\*12/ -\*\*\*14/ -\*\*\*16/ -\*\*\*18/ -\*\*\*20/ -\*\*\*22/ -\*\*\*24/ -\*\*\*26/  
 VIEWED FROM COMPONENT SIDE.  
 PCB THICKNESS = 1.60 ± 0.14



**RECOMMENDED PCB LAYOUT FOR HEADERS WITHOUT PCB PEGS:**

HEADER VERSIONS 91820-\*\*\*3/ -\*\*\*5/ -\*\*\*6/ -\*\*\*7/  
 VIEWED FROM COMPONENT SIDE.  
 PCB THICKNESS = 1.60 ± 0.14



**RECOMMENDED PCB LAYOUT FOR CLEARANCE FIT WITH PCB PEGS:**

HEADER VERSIONS 91820-\*\*\*04/ -\*\*\*06/ -\*\*\*08/ -\*\*\*10/ -\*\*\*12/ -\*\*\*14/ -\*\*\*16/ -\*\*\*18/ -\*\*\*20/ -\*\*\*22/ -\*\*\*24/ -\*\*\*26/  
 VIEWED FROM COMPONENT SIDE.  
 PCB THICKNESS = 1.60 ± 0.14

<b>SEE SHEET 1</b> EEC NO: E2008-0123 DRAWN: JDENNEHY 2007/10/04 CHKD: DMORLARTY 2007/10/02 APPR: JDENNEHY 2007/10/03 REV DESCRIPTION	QUALITY SYMBOLS ▽=0 ▽=0	GENERAL TOLERANCES (UNLESS SPECIFIED) <table border="1"> <tr><th></th><th>mm</th><th>INCH</th></tr> <tr><td>4 PLACES</td><td>± .15</td><td>± .005</td></tr> <tr><td>3 PLACES</td><td>± .10</td><td>± .004</td></tr> <tr><td>2 PLACES</td><td>± 0.15</td><td>± .006</td></tr> <tr><td>1 PLACE</td><td>± 0.25</td><td>± .010</td></tr> <tr><td colspan="3">ANGULAR ± 5 °</td></tr> </table>		mm	INCH	4 PLACES	± .15	± .005	3 PLACES	± .10	± .004	2 PLACES	± 0.15	± .006	1 PLACE	± 0.25	± .010	ANGULAR ± 5 °			DIMENSION STYLE <b>MM ONLY</b> DRAWN BY DATE GMCSWEENEY 2005/07/14 CHECKED BY DATE JDENNEHY 2005/07/15 APPROVED BY DATE JDENNEHY 2005/07/15	SCALE <b>5:1</b> DESIGN UNITS <b>METRIC</b> THIRD ANGLE PROJECTION	TITLE <b>PICOFLEX SMT          HEADER ASSEMBLY          ROHS COMPATIBLE</b> <b>MOLEX INCORPORATED</b>
		mm	INCH																				
4 PLACES	± .15	± .005																					
3 PLACES	± .10	± .004																					
2 PLACES	± 0.15	± .006																					
1 PLACE	± 0.25	± .010																					
ANGULAR ± 5 °																							
DRAFT WHERE APPLICABLE MUST REMAIN WITHIN DIMENSIONS SEE CHART MATERIAL NO. SD-91820-001 DOCUMENT NO. SD-91820-001 SHEET NO. 2 OF 2	THIS DRAWING CONTAINS INFORMATION THAT IS PROPRIETARY TO MOLEX INCORPORATED AND SHOULD NOT BE USED WITHOUT WRITTEN PERMISSION																						