

## RF CHARACTERISTICS

Frequency range : **0 - 50 GHz**  
Impedance : **50 Ohms**

Frequency (GHz)	DC - 6	6 - 12.4	12.4 - 18	18 - 26.5	26.5 - 40	40 - 50
VSWR max	<b>1.30</b>	<b>1.40</b>	<b>1.50</b>	<b>1.70</b>	<b>1.90</b>	<b>1.90</b>
Insertion loss max	<b>0.30 dB</b>	<b>0.40 dB</b>	<b>0.50 dB</b>	<b>0.70 dB</b>	<b>0.80 dB</b>	<b>1.10 dB</b>
Isolation min	<b>70 dB</b>	<b>60 dB</b>	<b>60 dB</b>	<b>55 dB</b>	<b>50 dB</b>	<b>50 dB</b>
Average power (*)	<b>80 W</b>	<b>60 W</b>	<b>50 W</b>	<b>20 W</b>	<b>10 W</b>	<b>5 W</b>

## ELECTRICAL CHARACTERISTICS

Actuator : **NORMALLY OPEN**  
Nominal current \*\* : **102 mA**  
Actuator voltage (Vcc) : **28V (24 to 30V) / POSITIVE COMMON**  
Terminals : **solder pins (250°C max. / 30 sec.)**  
Indicator rating : **1 W / 30 V / 100 mA**

## MECHANICAL CHARACTERISTICS

Connectors : **2.4mm female (According to IEEE STD 287)**  
Life : **2 million cycles**  
Switching Time\*\*\* : **< 10 ms**  
Construction : **Splashproof**  
Weight : **< 100 g**

## ENVIRONMENTAL CHARACTERISTICS

Operating temperature range : **-25°C to +70°C**  
Storage temperature range : **-40°C to +85°C**

(\* Average power at 25°C per RF Path)

(\*\* At 25° C ±10%)

(\*\*\* Nominal voltage ; 25° C)



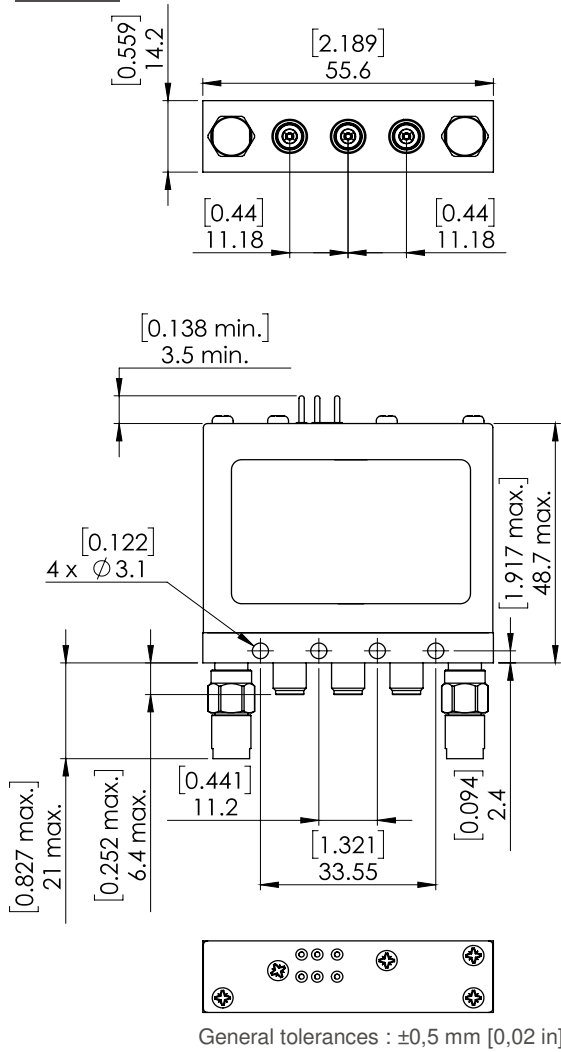
PAGE 2/2

ISSUE 09-03-21

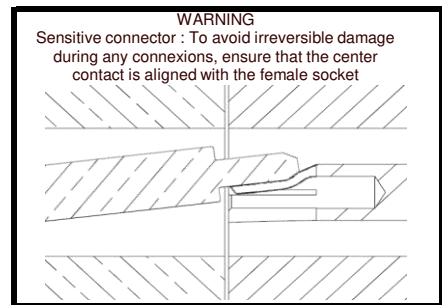
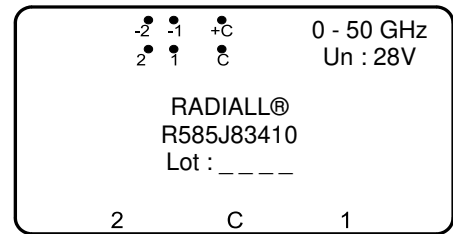
SERIE : SPDT ZC

PART NUMBER : R585J83410

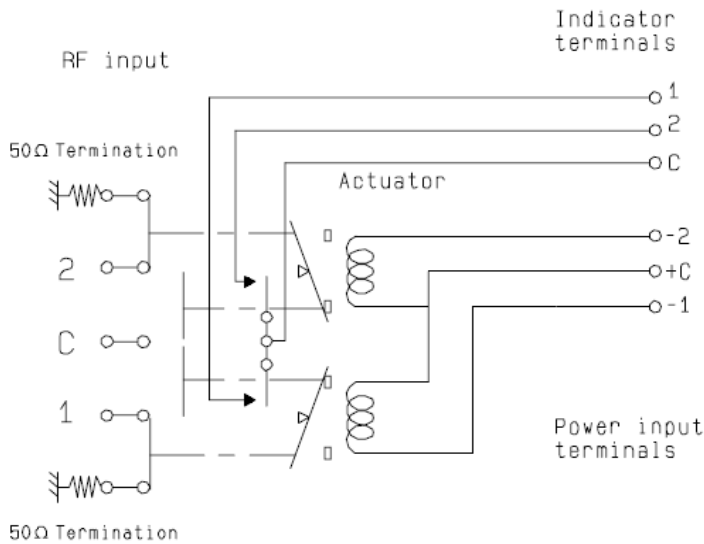
**DRAWING**



**LABEL**



**SCHEMATIC DIAGRAM**



Voltage	RF Continuity	Ind.
+C -1	C ↔ 1 / 2 ↔ 50Ω	C . 1
+C -2	C ↔ 2 / 1 ↔ 50Ω	C . 2
De-energized	1 ↔ 50Ω / 2 ↔ 50Ω	-