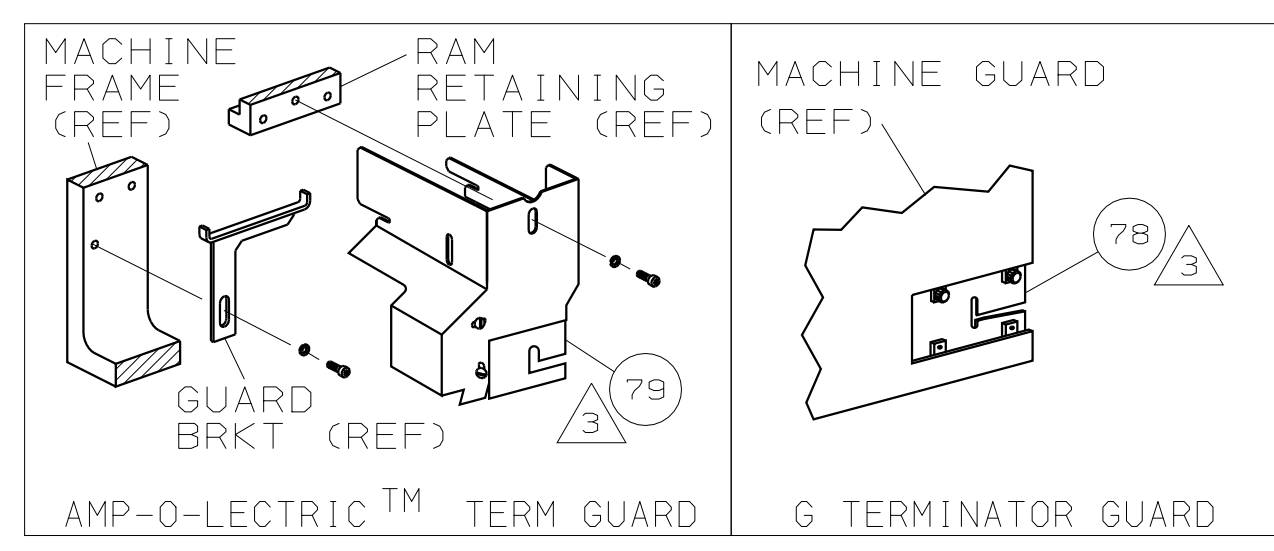
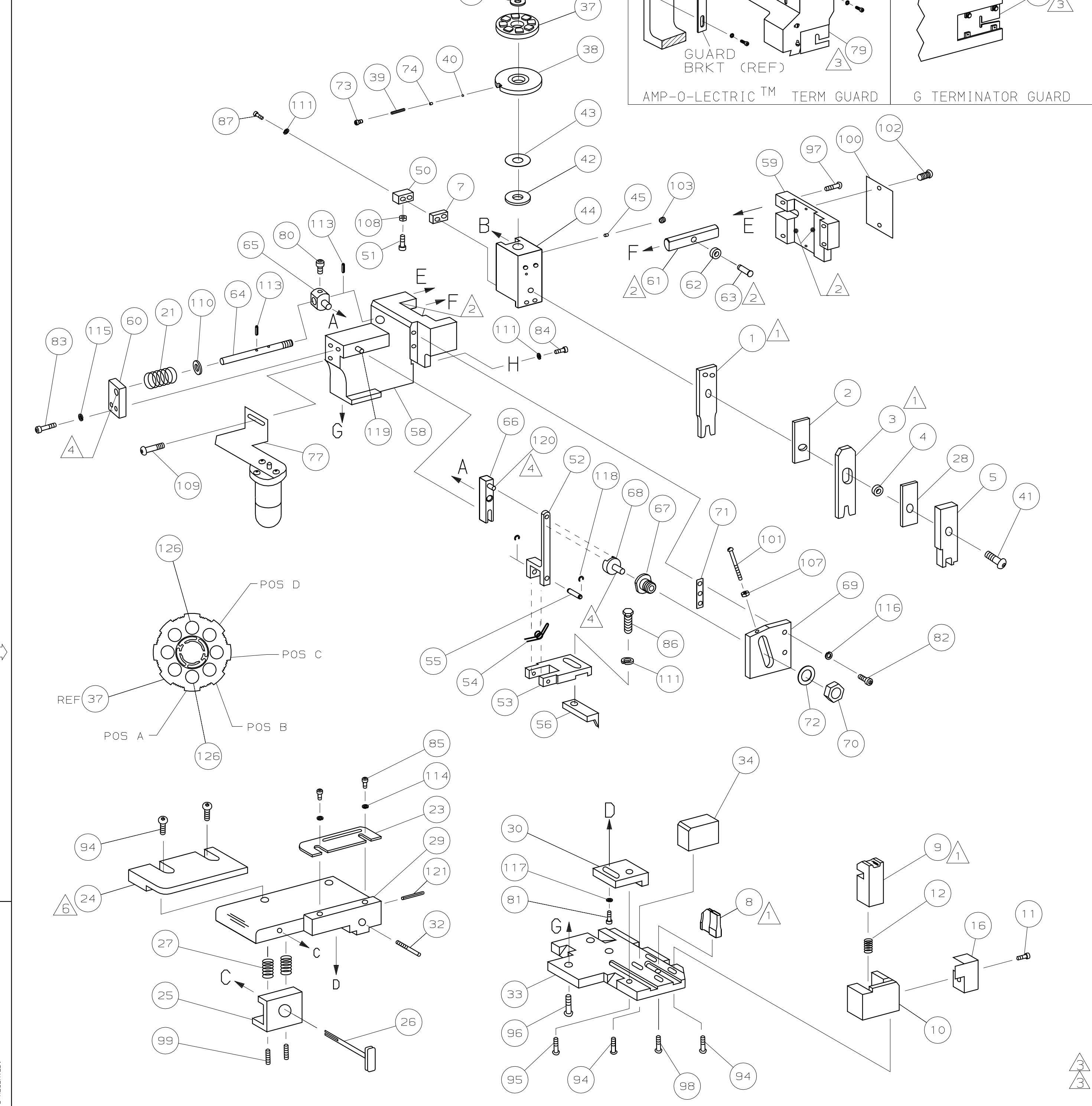
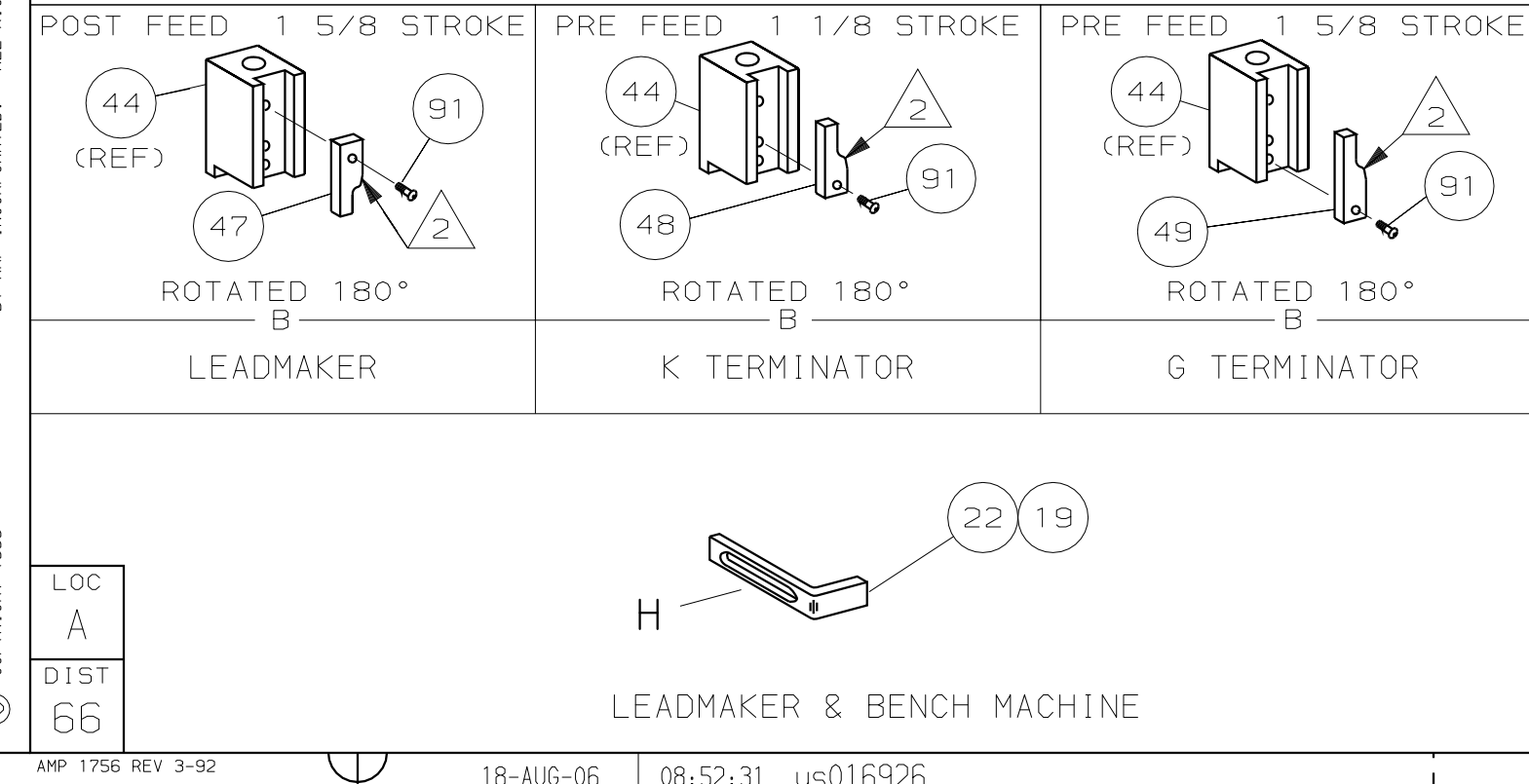


PART NUMBER	REV	FIRST USED
680642-1	C	122500-1
680642-2	C	565435-5
680642-3	C	354500-1



TERMINAL NAME: TERMINAL, BLADE		286730		CRIMP DATA (NON-AMP TERMINAL-MFR SPEC)	
PAD LTR	CRIMP HEIGHT	WIRE SIZE			
A	.071 ±.002 [1.80 ±0.05mm]	14			
B	NOT	USED			
C	NOT	USED			
D	NOT	USED			
CRIMP	SIZE	TYPE	RANGE		
WIRE	.110 [2.85mm]	F	14		
INSUL	.190 [4.83mm]	F	.093-.155		
WIRE STRIP LENGTH	TERM APPL SPEC	FEED	APPL INSTRUCTION	SET UP GAGE	LAYOUT
.203-.219	NONE	.592	408-8040	458637-1	L2094

QTY	REF	REF	REF	REF	REF	DESCRIPTION	ITEM NO
							129
							128
							127
2	2	2	-	C	8-354778-4	PIN, WIRE DISC (.2915)A	126
1	1	1	-	A	986950-1	WASHER, FLAT PRECISION	125
1	1	1	-	A	217238-1	GENERAL INSTRUCTION PACKAGE	124
1	1	1	-	-	4088040	SF APPL INST 408-8040	123
							122
1	1	1	-	A	4-21028-0	PIN,SLT SPR(Ø.093x.75)ST GDE PL	121
REF	REF	REF	-	A	1-21030-1	PIN,DOWEL (Ø.187x.50)LEVER	120
REF	REF	REF	-	A	1-21030-6	PIN,DOWEL (Ø.187x1.25)HOUSING	119
REF	REF	REF	-	A	21045-3	RING,RET "C"(Ø.187)FD FING PIN	118
1	1	1	-	A	21024-5	WASHER, LOCK (#10)ADJ BLOCK	117
REF	REF	REF	-	A	21024-5	WASHER,LOCK (#10)ADJ PLATE	116
REF	REF	REF	-	A	21024-5	WASHER,LOCK (#10)FEED GDE ROD	115
2	2	2	-	A	21024-2	WASHER,LOCK (#4)FRONT ST GUIDE	114
REF	REF	REF	-	A	5-21028-1	PIN,SLT SPR(Ø.125x.50)ADJ ROD	113
							112
4	4	4	-	A	21024-4	WASHER,LOCK (#8)STRIPPER	111
REF	REF	REF	-	A	21899-4	WASHER,FLAT (Ø5/16)SCREW ADJ	110
-	1	-	-	A	2-21002-6	SCR,BHC (10-32x.38)LUBE ASSY	109
1	1	1	-	A	21018-5	NUT, HEX (NO. 6)HOLDDOWN	108
REF	REF	REF	-	A	21068-5	NUT, HEX (6-32)FEED ADJ	107
							106
							105
							104
1	1	1	-	A	21009-2	SCR,SKT SET(1/4-20x.25 LW)RAM	103
2	2	2	-	A	21017-2	SCR,DRIVE (#2x.19)ID PLATE	102
REF	REF	REF	-	A	6-23715-5	SCR,PAN HD (6-32x1.50)FEED ADJ	101
1	1	1	-	B	461264-1	PLATE, IDENTIFICATION	100
2	2	2	-	A	5-21006-6	SCR,SET (10-32x.75)DRAG	99
1	1	1	-	A	22733-8	SCR,BHC (8-32x.38 LW)ANVIL	98
REF	REF	REF	-	A	2-21002-9	SCR,BHC (10-32x.75)CAP	97
REF	REF	REF	-	A	2-22733-8	SCR,BHC (1/4-20x.62)HOUSING	96
REF	REF	REF	-	A	2-21002-7	SCR,BHC (10-32x.50)SG ADJ BLOCK	95
6	6	6	-	A	2-21002-2	SCR,BHC (8-32x.50)TERM H DWN	94
							93
							92
							91
							90
							89
							88
							87
2	2	2	-	A	2-21000-8	SCR,SHC (8-32x.62)DEP-HOLD	86
1	1	1	-	A	2-22603-0	SCR,HEX HD (8-32x.31)FEED FINGER	85
2	2	2	-	A	1-21000-3	SCR,SHC (4-40x.25)F ST GUIDE	84
1	1	1	-	A	2-21000-7	SCR,SHC (8-32x.50)STRIPPER	83
REF	REF	REF	-	A	3-21000-7	SCR,SHC (10-32x.75)FEED ROD GD	82
REF	REF	REF	-	A	3-21000-6	SCR,SHC (10-32x.62)FD ADJ BLK	81
1	1	1	-	A	3-21000-4	SCR,SHC (10-32x.38)SG ADJ BL	80
REF	REF	REF	-	A	3-21000-4	SCR,SHC (10-32x.38)PIVOT BLK	79
-	REF	-	-	B	455749-1	GUARD, WINDOW	78
REF	-	-	-	B	679532-1	INSERT, GUARD	77
-	1	-	-	C	1-465184-0	LUBRICATOR ASSY	76
							75
1	1	1	-	A	690603-1	SPRING, ASSIST	74
1	1	1	-	A	23030-1	SCR,SHC (6-32x.25 SL)INS DISC	73
REF	REF	REF	-	A	458109-1	WASHER, SPECIAL	72
REF	REF	REF	-	A	690517-1	SPACER	71
							70
							69
							68
							67
							66
							65
							64
							63
							62
							61
							60
							59
							58
							57
							56
							55
							54
							53
							52
							51
							50
							49
							48
							47
1	1	1	-	B	459456-2	APPLICATOR, BASIC (SUBASSY)	46
1	1	1	-	A	690191-1	PLUG, NYLON	45
1	1	1	-	C	819307-5	RAM	44
1	1	1	-	A	690125-1	WASHER, LAMINATED	43
1	1	1	-	A	690124-1	WASHER, RAM	42
1	1	1	-	A	690686-1	BOLT, CRIMPER (5/16x1.00)	41
1	1	1	-	A	23241-6	BALL, STEEL	40
1	1	1	-	A	690170-1	SPRING, COMPRESSION	39
1	1	1	-	C	690142-1	DISC, INSULATION	38
1	1	1	-	D	354777-1	WIRE DISC, PLASTIC	37
1	1	1	-	A	22480-5	WASHER, SPRING	36
1	1	1	-	B	690212-1	POST, RAM	35
1	1	1	-	B	690786-1	SUPPORT, TERMINAL	34
REF	REF	REF	-	D	455675-1	PLATE, BASE	33
1	1	1	-	A	690432-3	SCREW, ADJUSTMENT	32
							31
REF	REF	REF	-	B	455689-1	BLOCK, STRIP GUIDE ADJ	30
1	1	1	-	C	455671-1	PLATE, STRIP GUIDE	29
1	1	1	-	C	1-455888-8	SPACER, FRONT SHEAR DEP	28
2	2	2	-	A	1-22284-0	SPRING, DRAG	27
1	1	1	-	B	690546-1	LEVER, DRAG RELEASE	26
1	1	1	-	B	240792-1	DRAG, TERMINAL	25
1	1	1	-	D	1-90765-8	GUIDE, STRIP (REAR)	24
1	1	1	-	A	690438-1	GUIDE, STRIP (FRONT)	23
-	-	1	-	B	690472-2	STRIPPER	22
REF	REF	REF	-	A	4-22284-9	SPRING, FEED RETURN	21
							20
1	1	-	-	B	691353-1	STRIPPER	19
							18
							17
1	1	1	-	B	318563-1	GUARD, CHIP, FRONT	16
							15
							14
							13
1	1	1	-	A	3-22280-3	SPRING, SHEAR	12
1	1	1	-	B	690461-1	STOP, SHEAR	11
1	1	1	-	C	690459-1	HOLDER, SHEAR (FRONT)	10
1	1	1	-	C	1-454276-9	SHEAR, FLOAT (FRONT)	9
1	1	1	-	C	662189-9	ANVIL	8
1	1	1	-	C	4-240641-6	SPACER, DEPRESSOR (REAR)	7
							6
1	1	1	-	C	1-455889-4	DEPRESSOR, SHEAR (FRONT)	5
1	1	1	-	B	2-238011-1	SPACER, BLOCK CRIMPER	4
1	1	1	-	C	9-456134-6	CRIMPER, INSULATION	3
1	1	1	-	C	1-455888-4	SPACER, CRIMPER	2
1	1	1	-	C	456408-3	CRIMPER, WIRE	1



- 1 RECOMMENDED SPARE PARTS.
- 2 GREASE LIGHTLY.
- 3 GUARD MUST BE IN PLACE WHEN OPERATING APPLICATOR IN A BENCH MACHINE.
- 4 LUBRICATE DAILY USING NO. 20 MACHINE OIL.
- 5. ITEMS WITH QTY OF REF SPECIFIED (EXCEPT ITEMS 78 AND 79) ARE USED ON ITEM 46.
- 6 GUIDE OFF INSULATION BARREL.

LOC A	66
DIST	66
LEADMAKER & BENCH MACHINE	

QTY	REF	REF	REF	REF	REF	DESCRIPTION	ITEM NO
-3	-2	-1	U/M	DWG SIZE		PART NO	
PARTS LIST							
C	ECR-06-020003	TE	8-06				
B1	ECN 0150-0178-04	TE	2-04				
B	0150-9478-99	TE	AUG99				
A	REVISED	CE	9/98				
P/F	LTR	REVISION RECORD	APP	DATE			

DIMENSIONS IN INCHES. DO NOT SCALE PRINT. TOLERANCES UNLESS OTHERWISE SPECIFIED.		MATERIAL		FINISH	
DR	06JUL98	APP	06JUL98		
B.HIGMAN		T.ELBIN			
2	PLC DEC ±				
3	PLC DEC ±				
4	PLC DEC ±				
REMOVE BURRS, BREAK SHARP EDGES R.015 MAX					
NAME		SCALE		SHEET	
SIDE FEED HDM APPLICATOR		D		1 OF 1	
CAGE CODE		DWG NO		REV	
00779		680642		C	
CUSTOMER AND ASSEMBLY DRAWING					

THIS DRAWING IS A CONTROLLED DOCUMENT.

THIS DRAWING IS UNCLASSIFIED - RELEASED FOR PUBLICATION BY AMP INCORPORATED. ALL RIGHTS RESERVED. © COPYRIGHT 1999 AMP, 1999

680642