

845240004 ✓ ACTIVE



DEUTSCH

TE Internal #: 1-2600020-2

Automotive Terminals, Pin, Pin Diameter 1.56 mm [.061 in], 18 – 16

AWG Wire Size, .82 – 1.31 mm² Wire Size, Sealable, Family Seal

[View on TE.com >](#)

Terminals & Splices > Automotive Terminals



Terminal Type: Pin

Mating Pin Diameter: 1.56 mm [.061 in]

Terminal Transmits: 0 – 24 A (Low Power)

Wire Size: .82 – 1.31 mm²

Features

Product Type Features

Sealable	Yes
Primary Locking Feature	Clean Body

Body Features

Terminal Seal Type	Family Seal
--------------------	-------------

Contact Features

Contact Size	Size 16
Contact Fabrication	Stamped & Formed
Typical Current Rating	10 A
Crimp Type	F-Crimp
Terminal Type	Pin
Mating Pin Diameter	1.56 mm [.061 in]
Interface Plating	Nickel (Ni)

Termination Features

Termination Method to Wire & Cable	Crimp
Product Terminates To	Wire



Dimensions

Wire Size	.82 – 1.31 mm ²
Wire Size Search	16 AWG, 17 AWG, 18 AWG
Tab Length	9.25 mm [.362 in]

Usage Conditions

Insulation Option	Uninsulated
Operating Temperature (Max)	80 °C, 85 °C, 90 °C, 100 °C, 105 °C, 110 °C, 120 °C, 125 °C [176 °F][185 °F][194 °F][212 °F][221 °F][230 °F][248 °F][257 °F]
Operating Temperature Range	-55 – 125 °C [-67 – 257 °F]

Operation/Application

Compatible With Wire Base Material	Copper
------------------------------------	--------

Packaging Features

Packaging Quantity	3000
Packaging Method	Reel

Other

Terminal Transmits	0 – 24 A (Low Power)
--------------------	----------------------

Product Compliance

[For compliance documentation, visit the product page on TE.com>](#)


EU RoHS Directive 2011/65/EU	Compliant
EU ELV Directive 2000/53/EC	Compliant
China RoHS 2 Directive MIIT Order No 32, 2016	No Restricted Materials Above Threshold
EU REACH Regulation (EC) No. 1907/2006	Current ECHA Candidate List: JUNE 2023 (235) Candidate List Declared Against: JUNE 2023 (235) Does not contain REACH SVHC
Halogen Content	Low Halogen - Br, Cl, F, I < 900 ppm per homogenous material. Also BFR/CFR/PVC Free
Solder Process Capability	Not reviewed for solder process capability

Product Compliance Disclaimer

This information is provided based on reasonable inquiry of our suppliers and represents our current actual knowledge based on the information they provided. This information is subject to change. The part numbers that TE has identified as EU RoHS compliant have a maximum concentration of 0.1% by weight in homogenous materials for lead, hexavalent

chromium, mercury, PBB, PBDE, DBP, BBP, DEHP, DIBP, and 0.01% for cadmium, or qualify for an exemption to these limits as defined in the Annexes of Directive 2011/65/EU (RoHS2). Finished electrical and electronic equipment products will be CE marked as required by Directive 2011/65/EU. Components may not be CE marked. Additionally, the part numbers that TE has identified as EU ELV compliant have a maximum concentration of 0.1% by weight in homogenous materials for lead, hexavalent chromium, and mercury, and 0.01% for cadmium, or qualify for an exemption to these limits as defined in the Annexes of Directive 2000/53/EC (ELV). Regarding the REACH Regulation, the information TE provides on SVHC in articles for this part number is based on the latest European Chemicals Agency (ECHA) 'Guidance on requirements for substances in articles' posted at this URL: <https://echa.europa.eu/guidance-documents/guidance-on-reach>

Compatible Parts



TE Part # 1-2600021-3
XRC SOCKET 16-18 AWG NICKEL
PLATED STRIP

Customers Also Bought



TE Part #HDP26-24-19SE-L015
PLG, 19P, BLK, E, THD, 12/16, S



TE Part #HDP24-24-19PE-L015
REC, 19P, BLK, E, THD, 12/16, P



TE Part #T4011019031-000
M8,SCREW, MALE,S,SHIELD,3P,GOLD



TE Part #1-1326031-1
2.8MM BLD,SEAL,12AWG



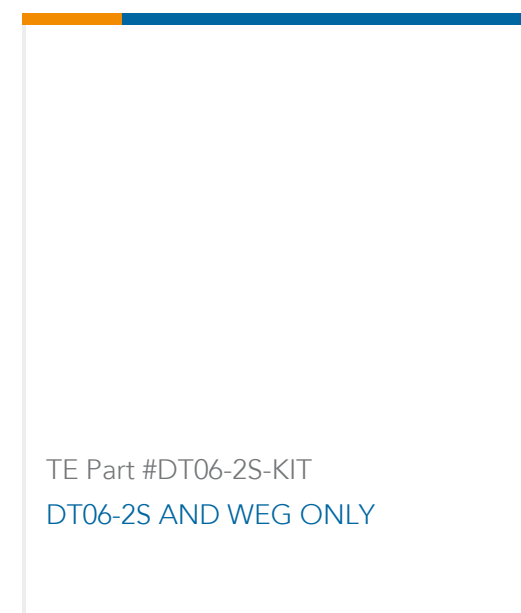
TE Part #2600046-1
18CCT RECEP BLACK KEYING A W
/SEAL



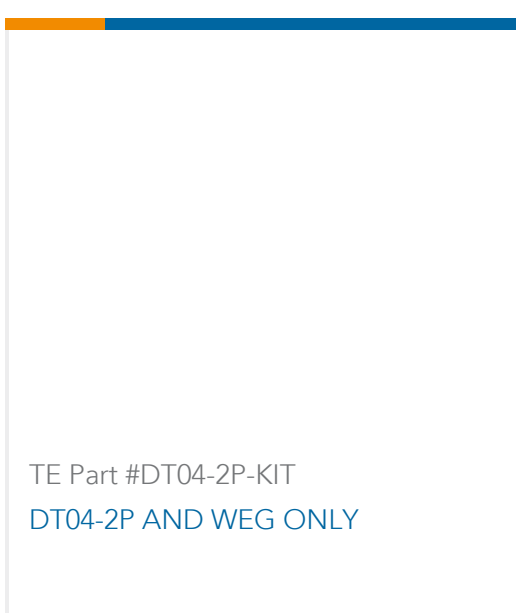
TE Part #1-2600021-5
XRC SOCKET 16-18 AWG Gold Plated



TE Part #4-2600021-5
XRC SOCKET 16-20 AWG Gold Plated



TE Part #DT06-2S-KIT
DT06-2S AND WEG ONLY



TE Part #DT04-2P-KIT
DT04-2P AND WEG ONLY

Documents



Product Drawings

XRC PIN TERMINAL 16-18AWG Ni Plated

English

CAD Files

3D PDF

3D

Customer View Model

[ENG_CVM_CVM_1-2600020-2_1.2d_dxf.zip](#)

English

Customer View Model

[ENG_CVM_CVM_1-2600020-2_1.3d_igs.zip](#)

English

Customer View Model

[ENG_CVM_CVM_1-2600020-2_1.3d_stp.zip](#)

English

By downloading the CAD file I accept and agree to the [Terms and Conditions](#) of use.

Product Specifications

Application Specification

English