


ACTIVE FREQUENCY DOUBLERS (CONT.)

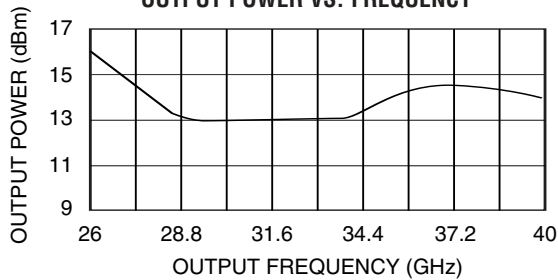
MODEL: MAX2M260400W (WAVEGUIDE WR28 OUTPUT)

ELECTRICAL SPECIFICATIONS

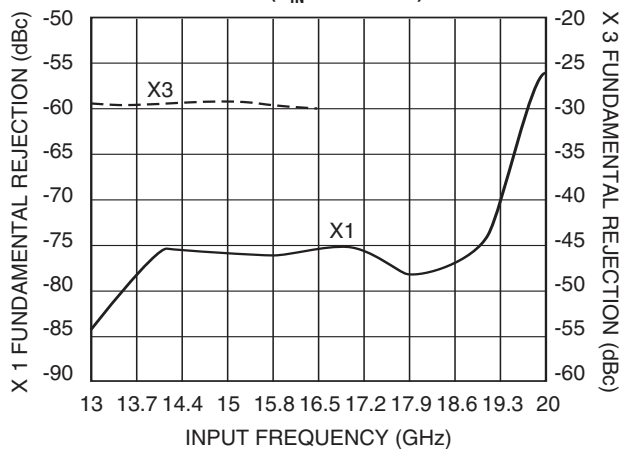
Input frequency range	13 – 20 GHz
Output frequency range	26 – 40 GHz
Input power range	8 – 12 dBm
Harmonic rejection	
Fundamental	> 20 dBc typical
Odd harmonic	> 20 dBc typical



OUTPUT POWER VS. FREQUENCY

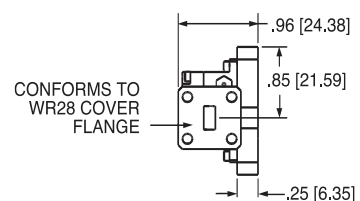
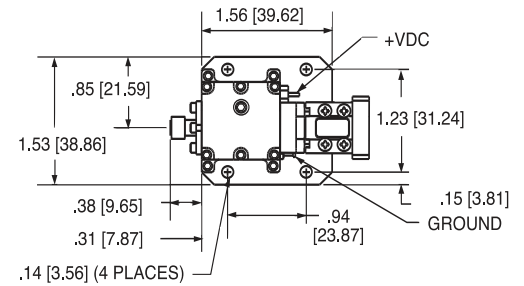
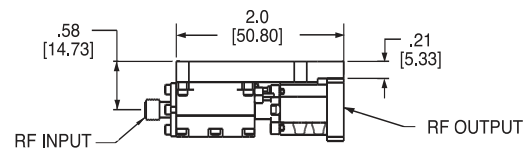


**FUNDAMENTAL REJECTION VS. FREQUENCY
($P_{IN} = +10$ dBm)**



OUTLINE DRAWING

MAX2G



NOTES:

1. Optional SMA or K type male/female connectors in input.
2. All dimensions shown in brackets [] are in millimeters.