

NOTES:

1. MATERIALS AND FINISHES:

- BODY, BULLET, SLEEVE, FERRULE, LOCK WASHER, HEX NUT
- CONTACT
- INSULATOR
- GASKETS
- BRASS, GOLD PLATING
- BERYLLIUM COPPER, GOLD PLATING
- PTFE
- SILICONE RUBBER

2. ELECTRICAL:

- A. IMPEDANCE: 50 OHM
- B. FREQUENCY RANGE: DC - 6 GHz
- C. VSWR(RETURN LOSS): 1.22 [-20.08 dB] @3 GHz
1.35 [-16.54 dB] @6 GHz
- D. DIELECTRIC WITHSTANDING VOLTAGE: 1000 VRMS, MIN.

3. MECHANICAL:

- A. DURABILITY: 100 CYCLES MIN.
- B. TEMPERATURE RANGE: -65° C TO +165° C
- C. SEALING REQUIREMENT: WITHSTANDS PRESSURE OF 8 PSI FOR 60 SEC FROM THE INTERFACE IN MOUNTED CONDITION WITHOUT ANY SIGNS OF LEAKAGE

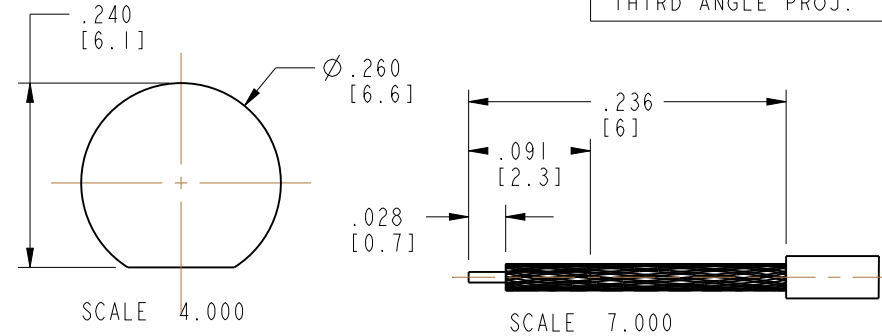
4. PACKAGING:

- A. QUANTITY: SINGLE PACK
- B. MARKING: BAG TO BE MARKED
"AMPHENOL, 132422RP-10, AND DATE CODE"

5. ASSEMBLY INSTRUCTIONS:

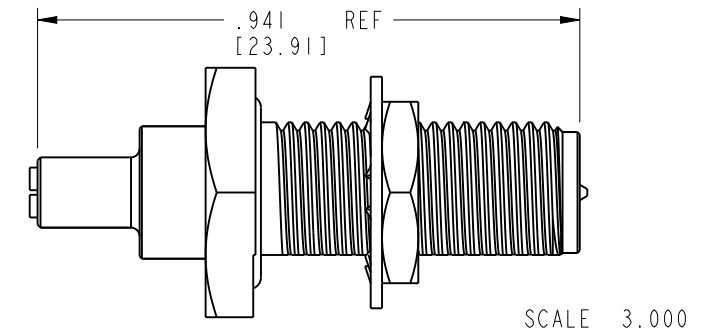
- A. STRIP CABLE PER RECOMMENDED DIMENSIONS
- B. ASSEMBLE FERRULE OVER BRAID, AND PULL BRAID BACK OVER FERRULE
- C. ASSEMBLE SLEEVE, INSULATOR AND CONTACT TO CABLE CENTER CONDUCTOR AND SOLDER CONTACT
- D. INSERT CABLE INTO CONNECTOR UNTIL IT BOTTMS
- E. CRIMP BODY OVER FERRULE WITH 0.105" HEX

132422RP-10		REVISIONS			
DRAWING NO.	REV	DESCRIPTION	DATE	ECO	APPR
THIRD ANGLE PROJ.	A	RELEASE TO MFG.	25-Feb-15	2838	MJD/BG

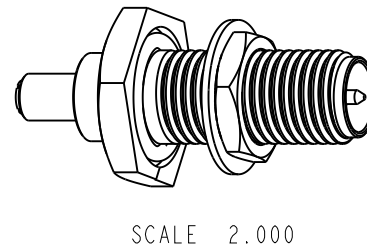


RECOMMENDED MOUNTING HOLE DIMENSIONS

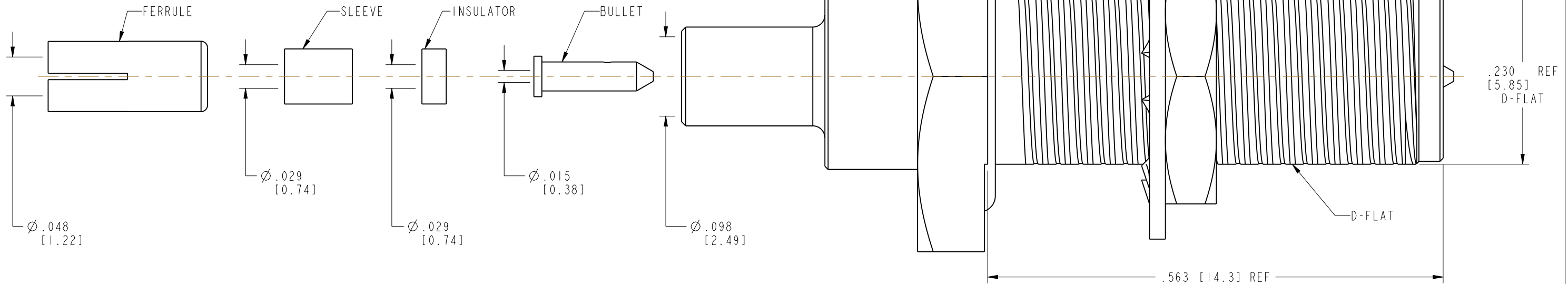
RECOMMENDED CABLE STRIPPING DIMENSIONS



SCALE 3.000



SCALE 2.000



CUSTOMER OUTLINE DRAWING
ALL OTHER SHEETS ARE FOR INTERNAL USE ONLY

UNLESS OTHERWISE SPECIFIED, DIMENSIONS ARE IN INCHES AND TOLERANCES ARE: 2 PLACE DECIMAL ±.015 (0,381 mm) 3 PLACE DECIMAL ±.005 (0,127 mm) ANGLES ± 1°	MATERIAL	DRAWN M. DEFRANCO	DATE 28-Oct-14	TITLE SMA RP JACK BHD, IP67 FOR 1.13mm CABLE	Amphenol Connex
	REFERENCE EAR #6495 REF 132422-10 132422RP	ENGINEER M. DEFRANCO	DATE 28-Oct-14		
NOTICE - These drawings, specifications, or other data (1) are, and remain the property of Amphenol Corp. (2) must be returned upon request; and (3) are confidential and not to be disclosed to any person other than those to whom they are given by Amphenol Corp. The furnishing of these drawings, specifications, or other data by Amphenol Corp., or to any other person to anyone for any purpose is not to be regarded by implication or otherwise in any manner licensing, granting rights or permitting such holder or any other person to manufacture, use or sell any product, process or design, patented or otherwise, that may in any way be related to or disclosed by said drawings, specifications, or other data.		APPROVED B.C. GLEISSNER	DATE 25-Feb-15		SCALE: 8.0:1
			CAD FILE 132422RP-10	DWG SIZE B	DRAWING NO. 132422RP-10
					REV A