

Series A38 / B38

Single Row Terminal Blocks

SPECIFICATIONS

- Rating:** A38: 30A, 600V
B38: 50A, 600V
- Center Spacing:** .437" (11.10 mm)
- Wire Size:** #10-22 AWG CU
- Screw Size:** #8-32 Zinc Plated Steel
- Torque Rating:** A38: 9 in-lb; B38: 15 in-lb
- Distance Between Barriers:** .378" (9.60mm)
- Operating Temperature:** 221°F (105°C)
- Molded Material:** Black, UL Rated 94VO Thermoplastic
- Breakdown Voltage:** 5000V rms
- Recommended PCB Hole Diameter (A38):** .076" (1.93mm)
- Approvals:** UL E62622; CSA LR15364; CE Certified


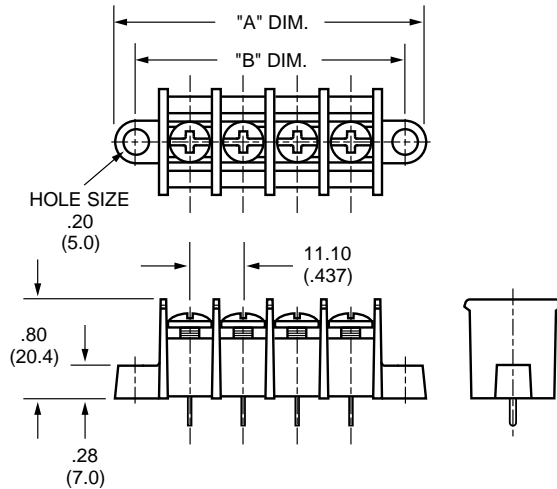


TABLE A

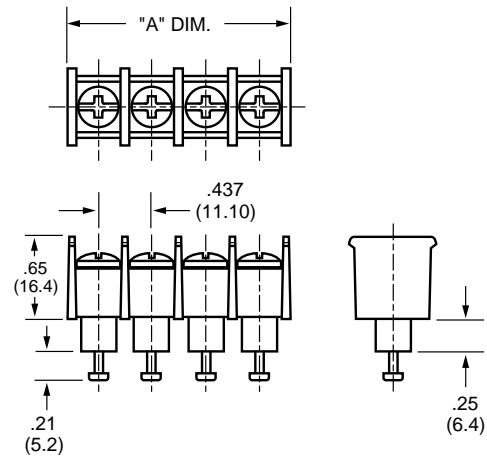
Poles	MOUNTING ENDS ONLY		BARRIER ENDS ONLY
	B Mount Ctrs.	"A" Dim. Length	"A" Dim. Length
02	1.31	1.67	0.93
03	1.75	2.10	1.37
04	2.19	2.54	1.81
05	2.62	2.98	4.05
06	3.06	3.41	2.68
07	3.50	3.85	3.12
08	3.93	4.29	3.56
09	4.37	4.72	3.99
10	4.81	5.16	4.43
11	5.24	5.60	4.87
12	5.68	6.04	5.30
13	6.12	6.47	5.74
14	6.56	6.91	6.18
15	6.99	7.35	6.61
16	7.43	7.78	7.05

* Dimensions in inches. To convert to millimeters, multiply by 25.4.

Series A38















Series B38

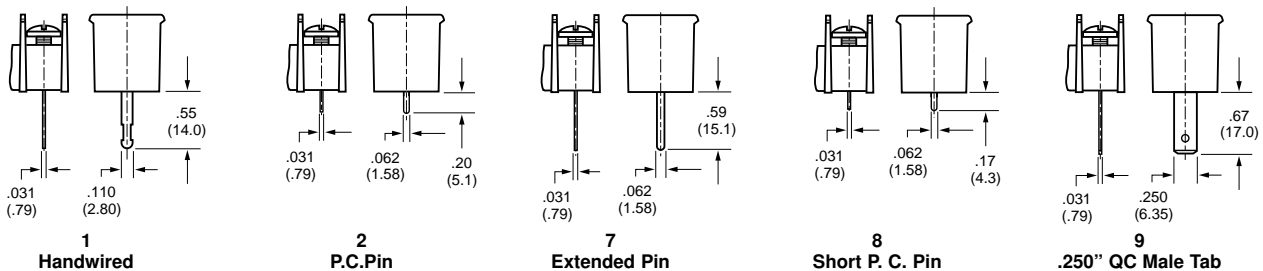


MAGNUM®

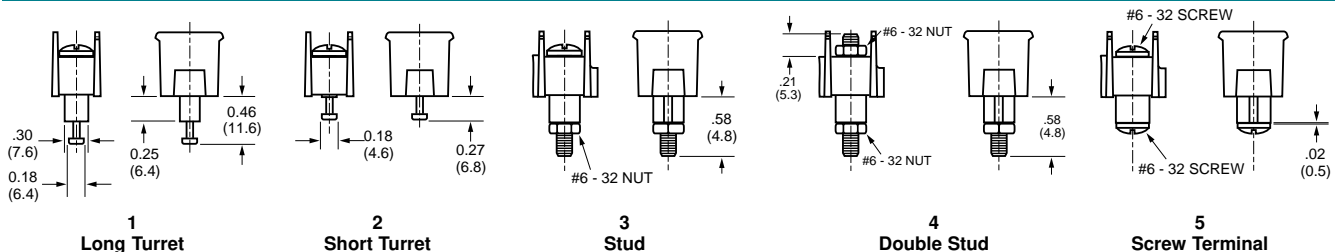
Part Numbering System

Series	Terminal Style	Base/End	# of Poles	Screw Options	Options
	 1 - hand wired 2 - pc tail 7 - extended wire wrap 8 - short pc tail 9 - .250" QC male tab	 1 - flat base, mount ends 2 - flat base, barrier ends 3 - insulator base* mount ends 4 - insulator base* barrier ends *N/A on 2 & 8 terminal styles.	 02 to 16	 Blank - standard screw (steel zinc plated, philslot BHMS) 04 - brass, nickel plated, philslot BHMS 07 - steel, SEMS zinc plated philslot screw 92 - steel, zinc plated slotted BHMS 94 - brass, nickel plated slotted BHMS	 L1 to L6 marking options (pg 23) RC - retaining clips (pg 16) Covers - (pg 24)
	 1 - long turret 2 - short turret 3 - screw terminal #6-32 screw top & bottom 4 - stud (#8-32 screw top, #6-32 screw bottom) 5 - double stud (#6-32 stud top & bottom)	 0 - flat base, mount ends 4 - insulator base, barrier ends 9 - insulator base mount ends	 02 to 16	 Blank - standard screw steel zinc plated philslot BHMS 04 - brass, nickel plated, philslot BHMS 32 - #6-32 zinc plated steel philslot BHMS* 34 - #6-32 nickel plated brass philslot BHMS* 92 - steel, zinc plated slotted BHMS 94 - brass, nickel plated slotted BHMS *Note: 32 & 34 screws only available with 3 terminal style.	 L1 to L6 marking options (pg 23) RC - retaining clips (pg 16) Covers - (pg 24)

A38 Terminal Styles Wire ready screws standard



B38 Terminal Styles



Screw Options

