

Customer Information Sheet

DRAWING No.: M80-617XXXX

SHEET 2 OF 2

IF IN DOUBT - ASK

©

NOT TO SCALE

THIRD ANGLE PROJECTION

ALL DIMENSIONS IN mm

ORDER CODE:

M80-617XXXX

TOTAL No. OF WAYS

04, 06, 08, 10, 12, 14, 16,
18, 20, 26, 34, 44

FINISH:

22 = SELECTIVE GOLD + TIN/LEAD
42 = SELECTIVE GOLD + 100% TIN
45 = GOLD

SPECIFICATIONS:

MATERIAL:
MOULDING = POLYAMIDE 46 UL94V-0, BLACK
CONTACTS = PHOSPHOR BRONZE
LATCHES = BERYLLIUM COPPER

FINISH:

CONTACTS:
22 = 0.75µ GOLD ON CONTACT AREA.
3.0µ 90/10 TIN/LEAD ON TAILS
42 = 0.75µ GOLD ON CONTACT AREA.
3.0µ 100% TIN ON TAILS
45 = 0.75µ GOLD
LATCH = 1.25µ NICKEL

ELECTRICAL:

CURRENT RATING (25°C) = 3.0A MAX.
CURRENT RATING (85°C) = 2.2A MAX.
WORKING VOLTAGE = 120V AC/DC
VOLTAGE PROOF = 360V AC/DC
CONTACT RESISTANCE (INITIAL) = 20 mΩ MAX.
CONTACT RESISTANCE (AFTER CONDITIONING) = 25 mΩ MAX.
INSULATION RESISTANCE (INITIAL) = 1000 MΩ MIN.
INSULATION RESISTANCE (AFTER CONDITIONING) = 100 MΩ MIN.

MECHANICAL:

DURABILITY = 500 OPERATIONS

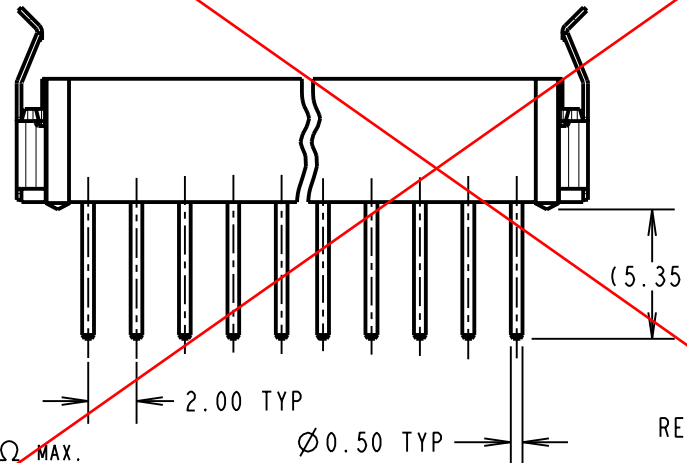
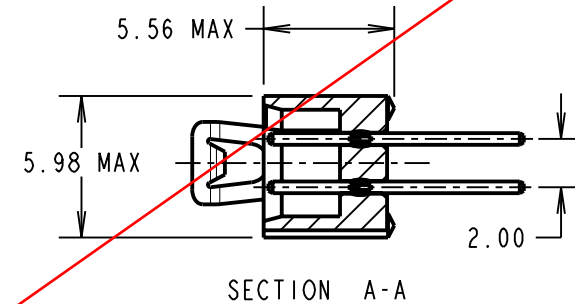
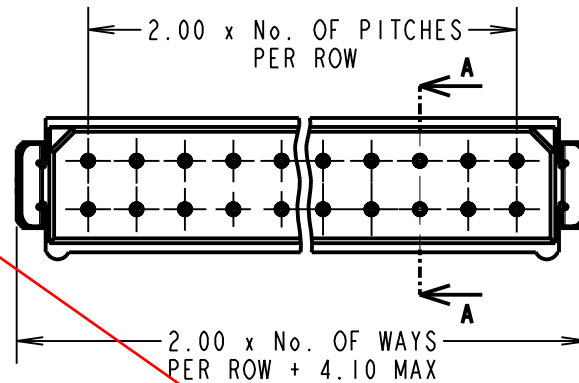
ENVIRONMENTAL:

TEMPERATURE RANGE = -55°C TO +125°C

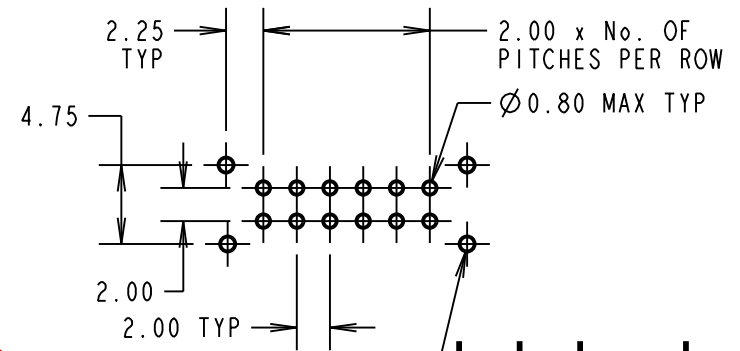
PACKING:

TUBE

FOR COMPLETE SPECIFICATION, SEE COMPONENT SPECIFICATION
C005XXX (LATEST ISSUE)



RECOMMENDED PCB LAYOUT



RELIEF STRAP HOLES (OPTIONAL)
Ø0.90 MIN TYP STRAIN

OBSOLETE

NOTES:

1. 2-OFF STRAIN RELIEF STRAPS
M80-0030006 MAY BE USED
WITH THIS CONNECTOR.

RA	4	02.03.09	10303
NAME	ISS.	DATE	C/NOTE
APPROVED: R.ADDE			
CHECKED: M.G.PLESTED			
DRAWN: I. SANDY			
CUSTOMER REF.:			
ASSEMBLY DRG:			

HARWIN

HARWIN USA
TEL: 603 893 5376
FAX: 603 893 5396
mis@harwin.com

HARWIN Europe (UK)
TEL: 023 9231 4545
FAX: 023 9231 4590
mis@harwin.co.uk

HARWIN Asia
TEL: +65 6 779 4909
FAX: +65 6 779 3868
mis@harwin.com.sg

THIS DRAWING AND ANY INFORMATION OR DESCRIPTIVE MATTER SET OUT HEREON ARE CONFIDENTIAL AND COPYRIGHT PROPERTY OF THE HARWIN GROUP AND MUST NOT BE DISCLOSED, LOANED, COPIED OR USED FOR MANUFACTURING, TENDERING OR FOR ANY OTHER PURPOSE WITHOUT THEIR WRITTEN PERMISSION.

TOLERANCES
X. = ±1mm
X.X = ±0.25mm
X.XX = ±0.10mm
X.XXX = ±0.01mm
ANGLES = ±5°
UNLESS STATED

MATERIAL:
SEE ABOVE
FINISH: SEE ABOVE
S/AREA: mm²

TITLE: DATAMATE DIL
VERTICAL PC TAIL PLUG
ASSEMBLY - LATCHED
DRAWING NUMBER:
M80-617XXXX

SHT
2 OF 2