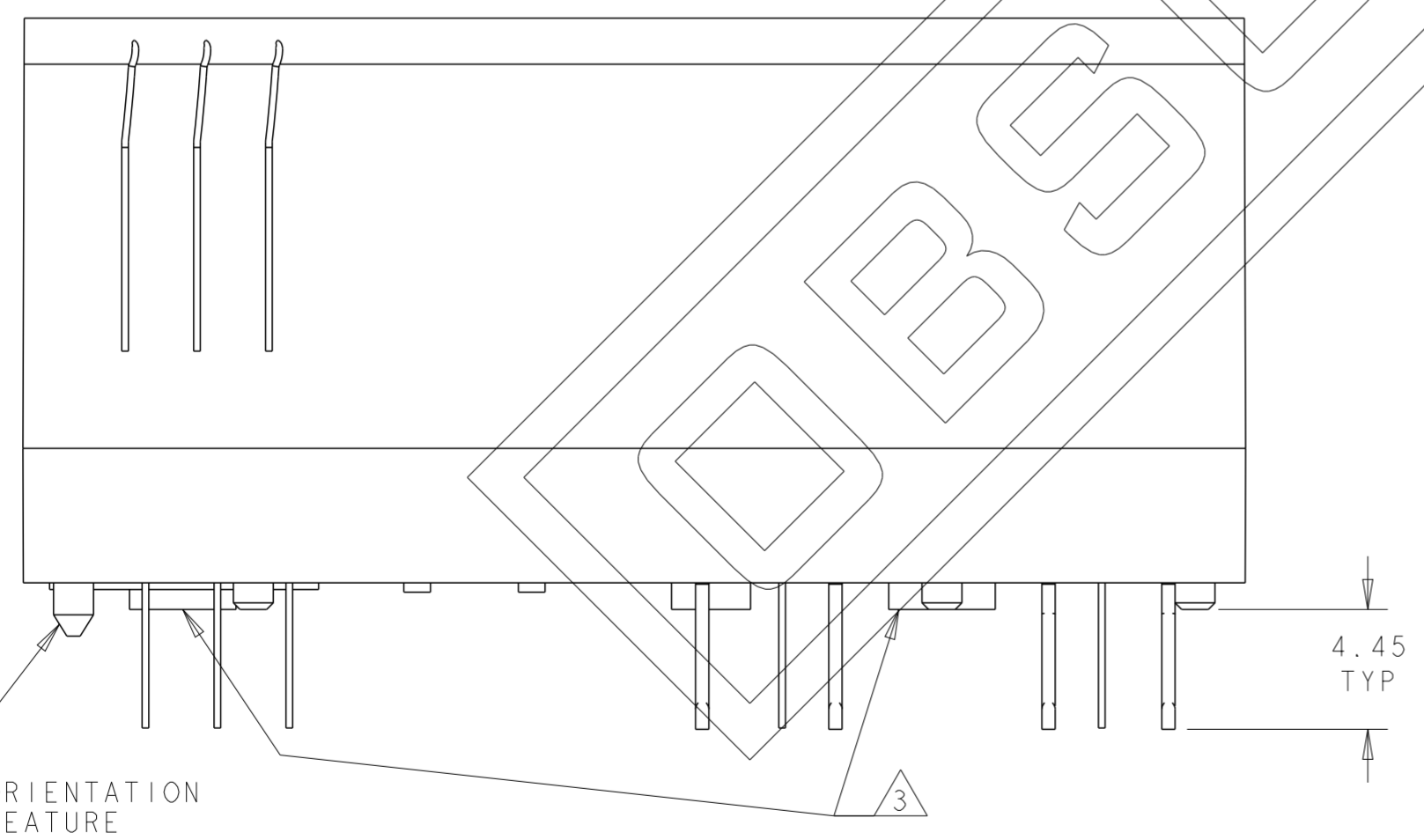
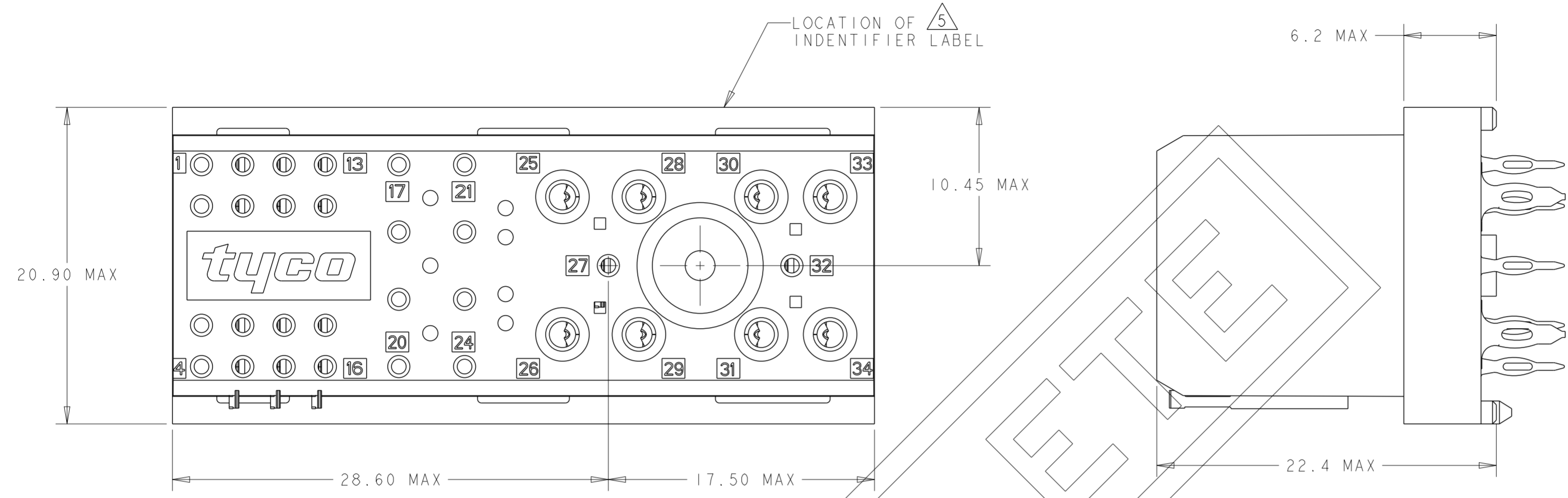


THIS DRAWING IS UNPUBLISHED. RELEASED FOR PUBLICATION 20
 © COPYRIGHT 20 BY - ALL RIGHTS RESERVED.

LOC	DIST	REVISIONS					
GP	00	P	LTR	DESCRIPTION	DATE	DWN	APVD
		E		REV PER ECR-12-016995	04NOV2012	OL	SZ
		F		OBSOLETE PART -1	10MAY2021	CZ	SH
		G		REV PER ECR-22-125773	23JAN2022	CZ	SH



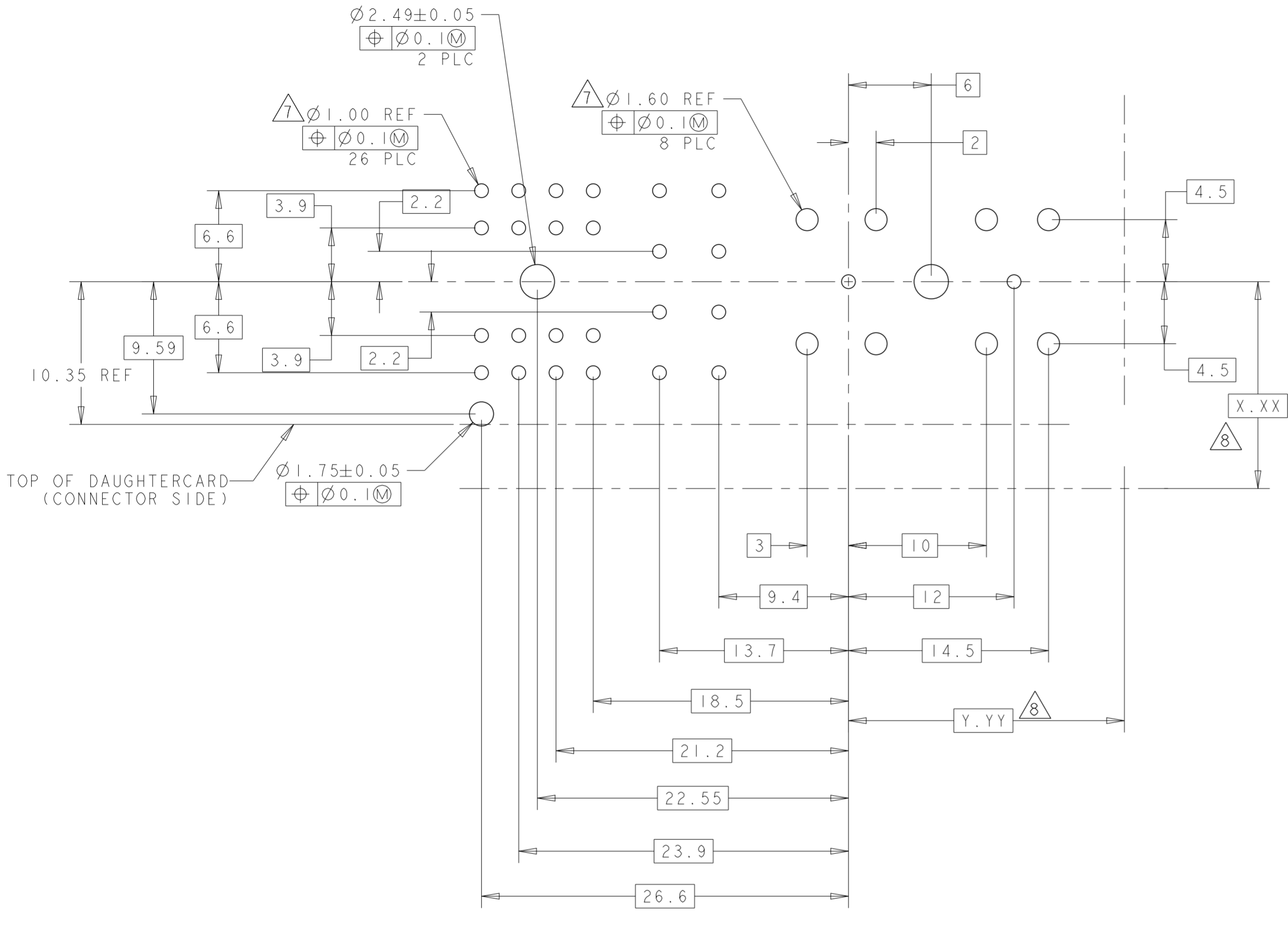
OBSOLETE

OBSOLETE	9	1666503-2
OBSOLETE	2	1766503-1
	FINISH	PART NO

THIS DRAWING IS A CONTROLLED DOCUMENT.		DWN R. TREA	03MAY2006	STE TE Connectivity
DIMENSIONS: mm		CHK J. McCLELLAN	03MAY2006	
TOLERANCES UNLESS OTHERWISE SPECIFIED:		APVD -	03MAY2006	
0 PLC ± 1 PLC ± 2 PLC ±0.50 3 PLC ±0.250 4 PLC ± ANGLES ± FINISH		PRODUCT SPEC 108-2216	APPLICATION SPEC 114-13156	
MATERIAL	1	Customer Drawing	WEIGHT -	NAME CONNECTOR ASSEMBLY, VERTICAL, BACKPLANE, COMPLIANT PRESS FIT, ADVANCED ICA, SELECT LOAD
			SIZE A20779	CAGE CODE C-1766503
			SCALE 4:1	RESTRICTED TO -
			SHEET 1	OF 2
			REV G	

THIS DRAWING IS UNPUBLISHED. RELEASED FOR PUBLICATION 20
 © COPYRIGHT 20 BY - ALL RIGHTS RESERVED.

LOC	DIST	REVISIONS					
GP	00	P	LTR	DESCRIPTION	DATE	DWN	APVD
		-		SEE SHEET 1			



PCB LAYOUT
 VIEWED FROM CONNECTOR SIDE
 SCALE 7:2

- 1 MATERIALS:
 INSULATORS: THERMOPLASTIC, GLASS REINFORCED
 COLOR-GRAY, UL94V-0, FLAMMABILITY RATED.
 SIGNAL PINS: COPPER ALLOY.
 POWER CONTACTS: HIGH CONDUCTIVITY
 COPPER ALLOY.
- 2 FINISHES:
 CONTACTS MATING ZONE: GOLD PLATE, 0.76µm MIN THK.
 OVER NICKEL 1.27µm MIN THK.
 SOLDER TAILS: TIN PLATED, 1.27µm MIN THK.
 OVER NICKEL 1.27µm MIN THK.
- 3 OPTIONAL MOUNTING SCREWS (Ø2.0mm x 5.0mm DP) FOR USE WITH
 SELF TAPPING SCREWS (CUSTOMER SUPPLIED).
- 4 POSITIONS 5-16 AND 25-34 LOADED.
- 5 ITEMS PROVIDED TO THIS SPECIFICATION TO BE PERMANENTLY
 IDENTIFIED PER THE FOLLOWING IDENTIFIER LABEL:
 YEAR WEEK



6. GENERAL INFORMATION:

TYPE DESIGNATION	TYCO PART NO	SIZE NO	CONTACT QTY	MATING PIN DIA
ZP-A-030F-PI-2B	1766501-1	16 22	8 14	Ø1.60 Ø0.76

- 7 MANUFACTURING TOLERANCE FOR:
 Ø1.60^{+0.09}/_{-0.06} FINISHED HOLE WITH Sn PLATING:
 DRILLED HOLE = Ø1.75±0.025
 COPPER PLATING = 0.025 MIN
 Sn PLATING = 0.008 MIN
 Ø1.00^{+0.09}/_{-0.06} FINISHED HOLE WITH Sn PLATING:
 DRILLED HOLE = Ø1.15±0.025
 COPPER PLATING = 0.025 MIN
 Sn PLATING = 0.008 MIN

8 DATUMS AND BASIC DIMENSIONS TO BE ESTABLISHED BY CUSTOMER.

- 9 FINISHES:
 CONTACTS MATING ZONE: GOLD PLATE, 0.76µm MIN THK.
 OVER NICKEL 1.27µm MIN THK.
 SOLDER TAILS: TIN-LEAD PLATED, 1.27µm MIN THK.
 OVER NICKEL 1.27µm MIN THK.

10. CONTACT AREA LUBRICATED WITH BELLCORE APPROVED LUBRICANT. TECHNICAL
 REFERENCE: GR-1217-COR, ISSUE 1, NOVEMBER 1995

THIS DRAWING IS A CONTROLLED DOCUMENT.		DWN R. TREA	03MAY2006	STE TE Connectivity
DIMENSIONS: mm		CHK J. McCLELLAN	03MAY2006	
TOLERANCES UNLESS OTHERWISE SPECIFIED:		APVD -	03MAY2006	
0 PLC ± 1 PLC ± 2 PLC ±0.50 3 PLC ±0.250 4 PLC ± ANGLES ± FINISH ±		PRODUCT SPEC 108-2216	APPLICATION SPEC 114-13156	
MATERIAL	-	WEIGHT	-	NAME CONNECTOR ASSEMBLY, VERTICAL, BACKPLANE, COMPLIANT PRESS FIT, ADVANCED ICA, SELECT LOAD
		Customer Drawing	SCALE 4:1	SIZE A2
				CAGE CODE 0779
				DRAWING NO 1766503
				RESTRICTED TO -
				SHEET 2 OF 2
				REV G