

CERAMIC DIELECTRIC RESONANCE ANTENNA
For IEEE 802.11a 5.2GHz

Product Specification¹ (Preliminary)

QUICK REFERENCE DATA

Central Frequency	5.265 GHz*
Bandwidth	210 MHz**
Frequency Range	5.160 ~ 5.370 GHz**
Gain	5 dBi Max**
VSWR	2.0 max
Polarization	Linear Polarization
Impedance	50Ω
Operating Temperature	-55~125 °C

* Central frequency will shift 5 ~20 MHz down when a non-metal cover is placed

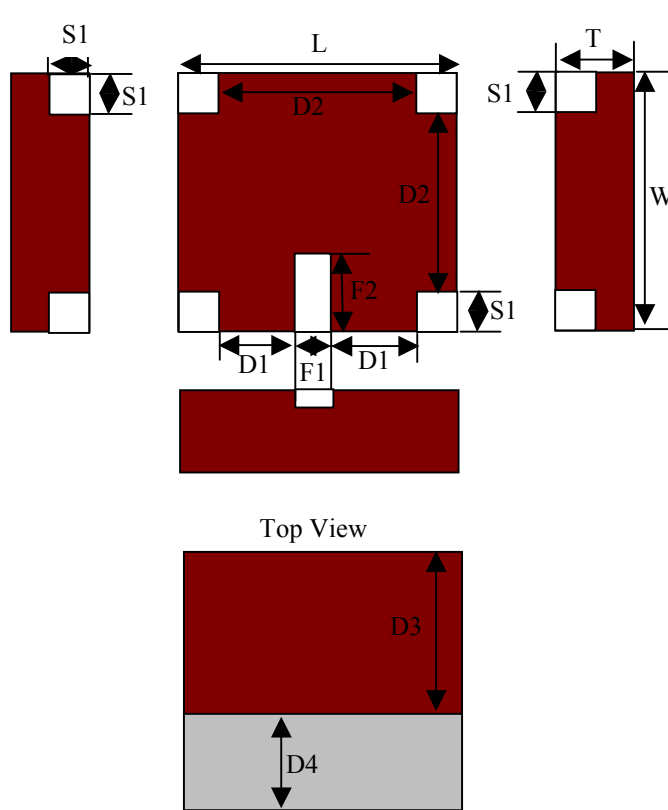
** Based on ground size 15 * 10 mm size

1. Solder Land Pattern

Figure	Dimension	Remark	
	S1	0.5±0.15mm	---
	D1	9.0±0.15 mm	---
	D2	4.0±0.15 mm	---
	D3	6.0±0.15 mm	---
	D4	9.0±0.15 mm	---
	F1	1.0±0.15 mm	Feed Pad
	F2	0.4±0.15mm	Feed Pad
	F3	4.0±0.15 mm	Feed Pad

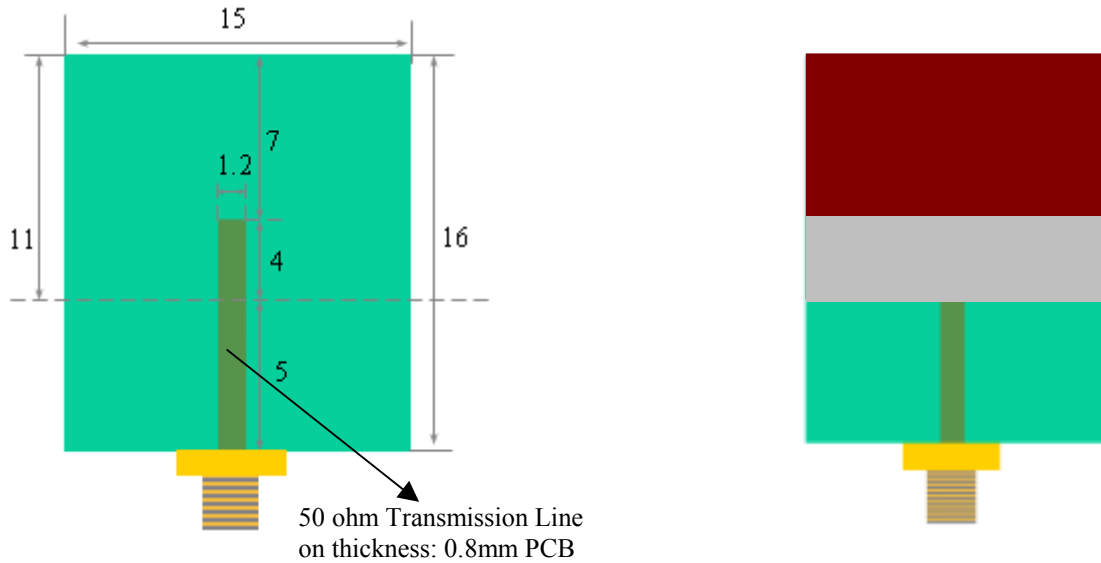
R&D	Print date 01/12/13	Preliminary use only			
	Ceramic Dielectric Resonance Antenna for IEEE 802.11a 5.2GHz	4313 213 06158		2001-3-29	
				2001-6-19	
				2001-7-10	
Cliff Wang, Ph.D.	2001-7-10	Page 1	sheet 190-1		A4
spec.doc	Phycomp Taiwan Ltd.				

2.Mechanical Data

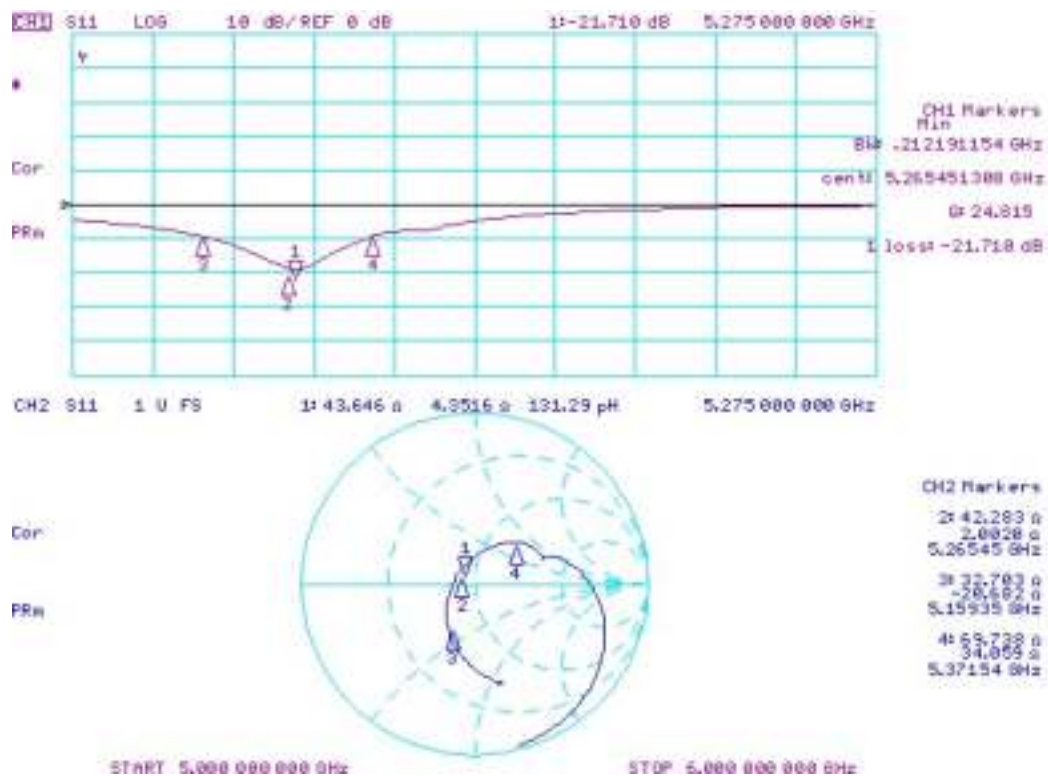
Figure	Dimension	Port	
<p style="text-align: center;">Back View</p>  <p style="text-align: center;">Top View</p>	L	10.0±0.1 mm	---
	W	10.0±0.1 mm	---
	T	2.4±0.15 mm	---
	F1	1.0±0.15 mm	Feed Pad
	F2	3.0±0.15 mm	Feed Pad
	S1	0.5±0.15 mm	Solder Pad
	D1	4.0±0.15 mm	Solder Pad
	D2	9.0±0.15 mm	---
	D3	6.0±0.15 mm	---
	D4	4.0±0.15 mm	---

R&D	Print date 01/12/13		Preliminary use only			
	Ceramic Dielectric Resonance Antenna for IEEE 802.11a 5.2GHz		4313 213 06158		2001-3-29	
					2001-6-19 2001-7-10	
Cliff Wang, Ph.D.		2001-7-10	Page 2	sheet 190-2		A4
spec.doc	Phycomp Taiwan Ltd.					

3. Test Board Dimension (Unit: mm)



4. Return Loss and Smith Chart on Test Board



R&D	Print date 01/12/13		Preliminary use only			
	Ceramic Dielectric Resonance Antenna for IEEE 802.11a 5.2GHz		4313 213 06158		2001-3-29	
					2001-6-19 2001-7-10	
Cliff Wang, Ph.D.		2001-7-10	Page 3	sheet 190-3		A4
spec.doc	Phycomp Taiwan Ltd.					

ORDERING INFORMATION: 12NC Ordering Code

The CP mode GPS antennas may be ordered by using the 12 NC ordering code. These code numbers can be determined by the following rules:

4313 2 13 06 158
F C MS T A

F. Family Code

43 = Antenna

C. Packing Type Code

13 = bulk packaging, 1000 pcs

M. Materials Code

2 = High Frequency Material

S. Size Code

13 = 12 * 12 * 4 mm

T. Tolerance

06 = 6 M Hz Band Width

A. Working Frequency

158 = 1.58 GHz

Example: 12NC 4313 213 06158
 Product description: Antenna (43) by 1000 pcs bulk (13) of High Frequency Material (2), Size 12*12*4 mm (13);
 Tolerance (06) of 6 MHz Band Width (VSWR<2)
 Working Frequency (158) = 1.58G Hz

ORDERING INFORMATION: Method II- by Clear Text Code (Temporary)

The antennas may be ordered by using the 16-digit clear text ordering code. These code numbers can be determined by the following rules:

AN1580069012121B (Clear Text Code Example)						
AN	1580	06	90	1212	1	B
Product	Central Freq.	Bandwidth	Material	Size	Quantities	Packing
AN= Antenna	1580=1.58GHz	06= 6MHz	90=K90	1212=12*12*4 mm	1 = 1K	B = Bulk

R&D	Print date 01/12/13		Preliminary use only			
	Ceramic Dielectric Resonance Antenna for IEEE 802.11a 5.2GHz		4313 213 06158		2001-3-29	
					2001-6-19 2001-7-10	
Cliff Wang, Ph.D.		2001-7-10	Page 4	sheet 190-4		A4
spec.doc	Phycomp Taiwan Ltd.					