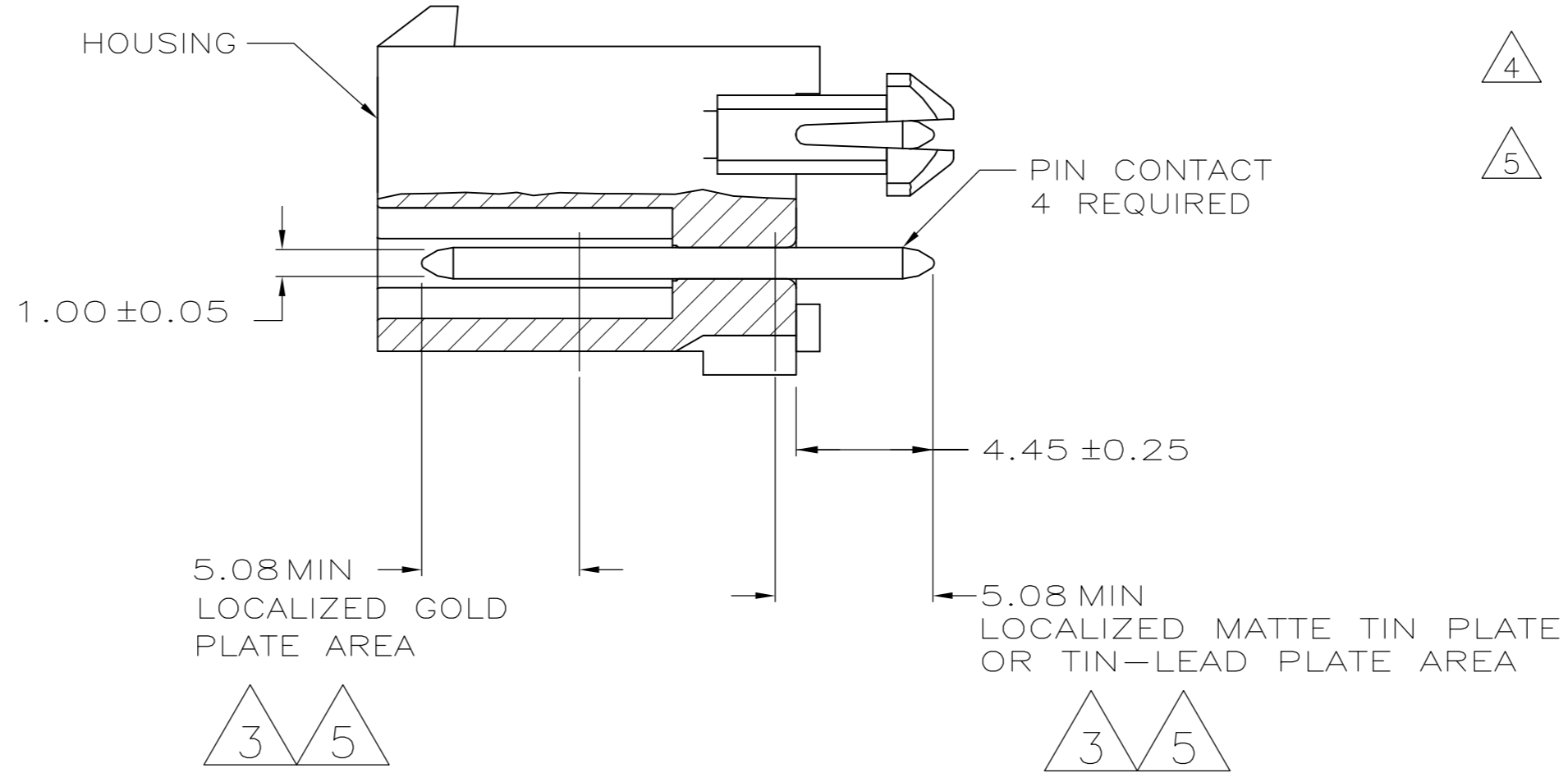
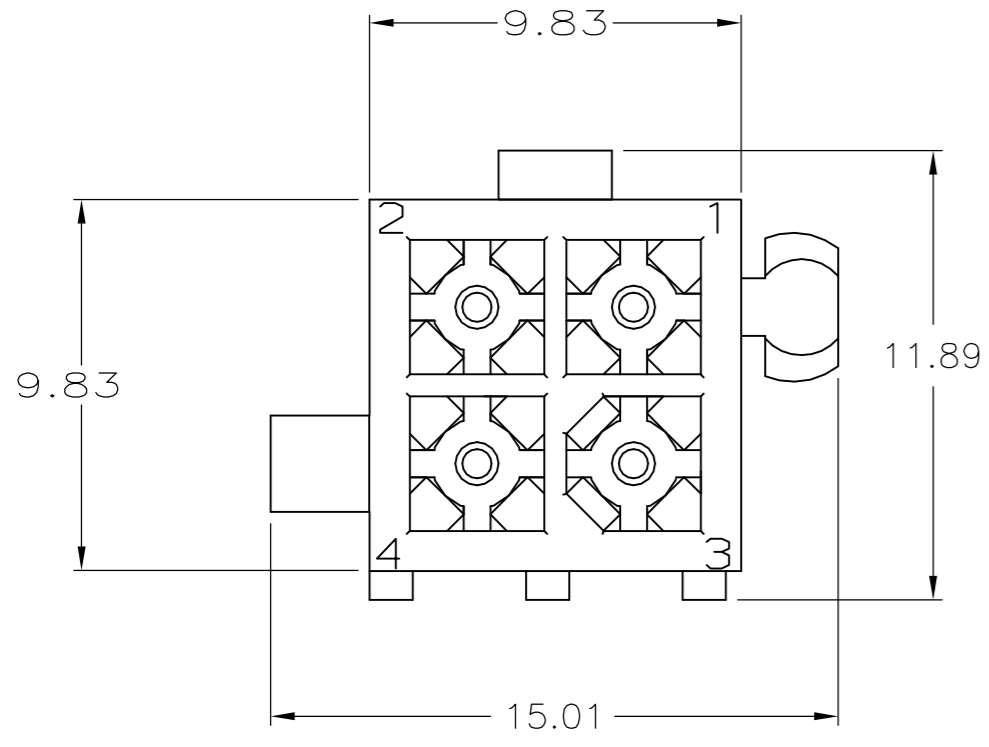
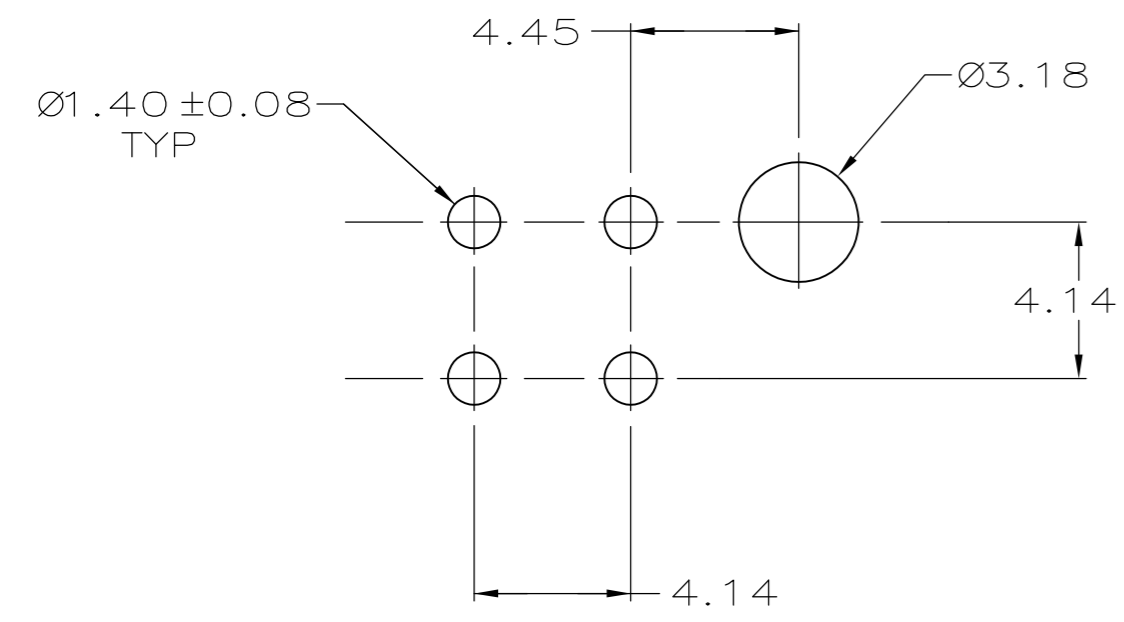


THIS DRAWING IS UNPUBLISHED. RELEASED FOR PUBLICATION  
 © COPYRIGHT - By - ALL RIGHTS RESERVED.

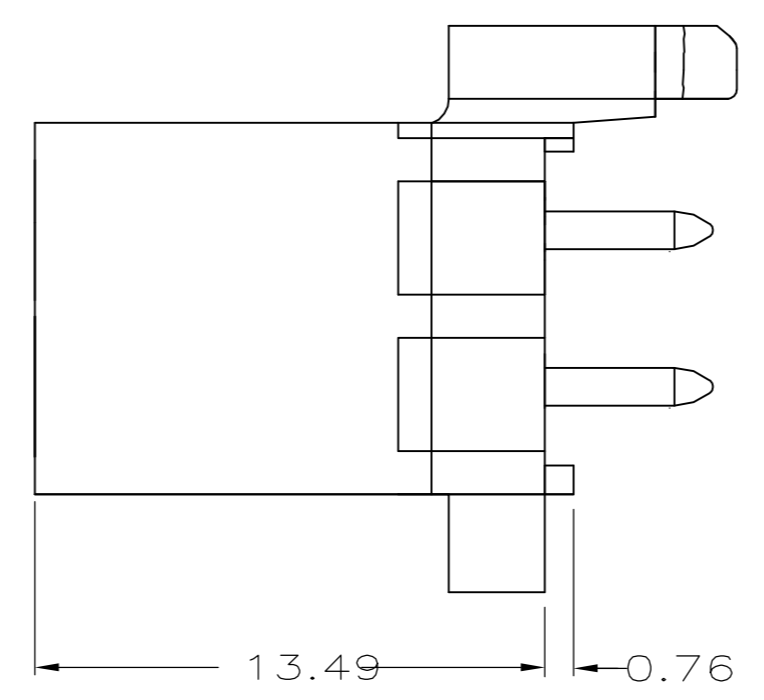
LOC		DIST		REVISIONS			
P	LTR	DESCRIPTION		DATE	DWN	APVD	
CM	0	M		REVISED PER ECR-15-010337	22JUL2015	RK	SC



- 1 PINS TO COMPLY WITH AMP SOLDERABILITY SPEC. 109-11-3.
- △2 0.00381 MIN MATTE TIN LEAD PLATE OVER 0.00127 MIN NICKEL.
- △3 0.00076 MIN GOLD PLATE IN THE LOCALIZED PLATE AREA, 0.00381 MATTE TIN LEAD IN THE LOCALIZED PLATE AREA, BOTH OVER 0.00127 MIN NICKEL.
- △4 0.00381 MIN MATTE TIN PLATE OVER 0.00127 MIN NICKEL.
- △5 0.00076 MIN GOLD PLATE IN THE LOCALIZED PLATE AREA, 0.00381 MATTE TIN IN THE LOCALIZED PLATE AREA, BOTH OVER 0.00127 MIN NICKEL.



RECOMMENDED LAYOUT FOR 1.57 THICK BOARD  
 TOLERANCES NON-ACCUMULATIVE



BRASS, TIN	△4	NYLON, UL94V-0	BLACK	5-770174-0
BRASS, GOLD	△5	NYLON, UL94V-0	WHITE	1-770174-1
BRASS, TIN	△4	NYLON, UL94V-0	WHITE	1-770174-0
BRASS, GOLD	△3	NYLON, UL94V-0	WHITE	770174-2
BRASS, TIN-LEAD	△2	NYLON, UL94V-0	WHITE	770174-1
MATERIAL	FINISH	MATERIAL	COLOR	PART NO.
PIN		HOUSING		

THIS DRAWING IS A CONTROLLED DOCUMENT.

DWN	S CARPENTER	08JUN05
CHK	R JONES	28/JUL2003
APVD	R JONES	28JUL2003
PRODUCT SPEC		
APPLICATION SPEC		
WEIGHT	-	
CUSTOMER DRAWING		

**TE** TE Connectivity

NAME: HEADER ASSEMBLY, 4 CKT, MINI UNIVERSAL MATE-N-LOK

SIZE	A2	CAGE CODE	00779	DRAWING NO	C=770174	RESTRICTED TO	-
SCALE	5:1	SHEET	1 of 1	REV	M		