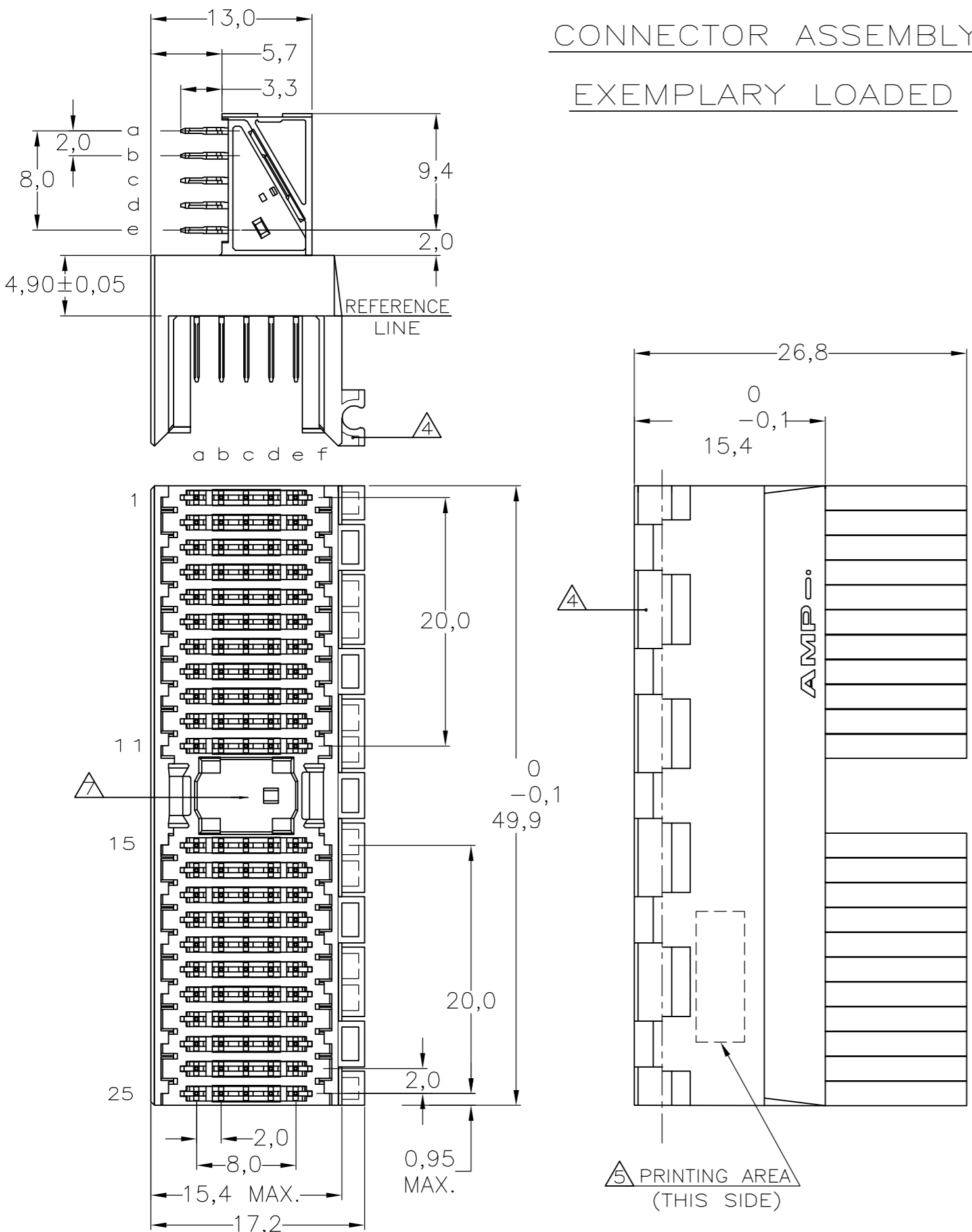


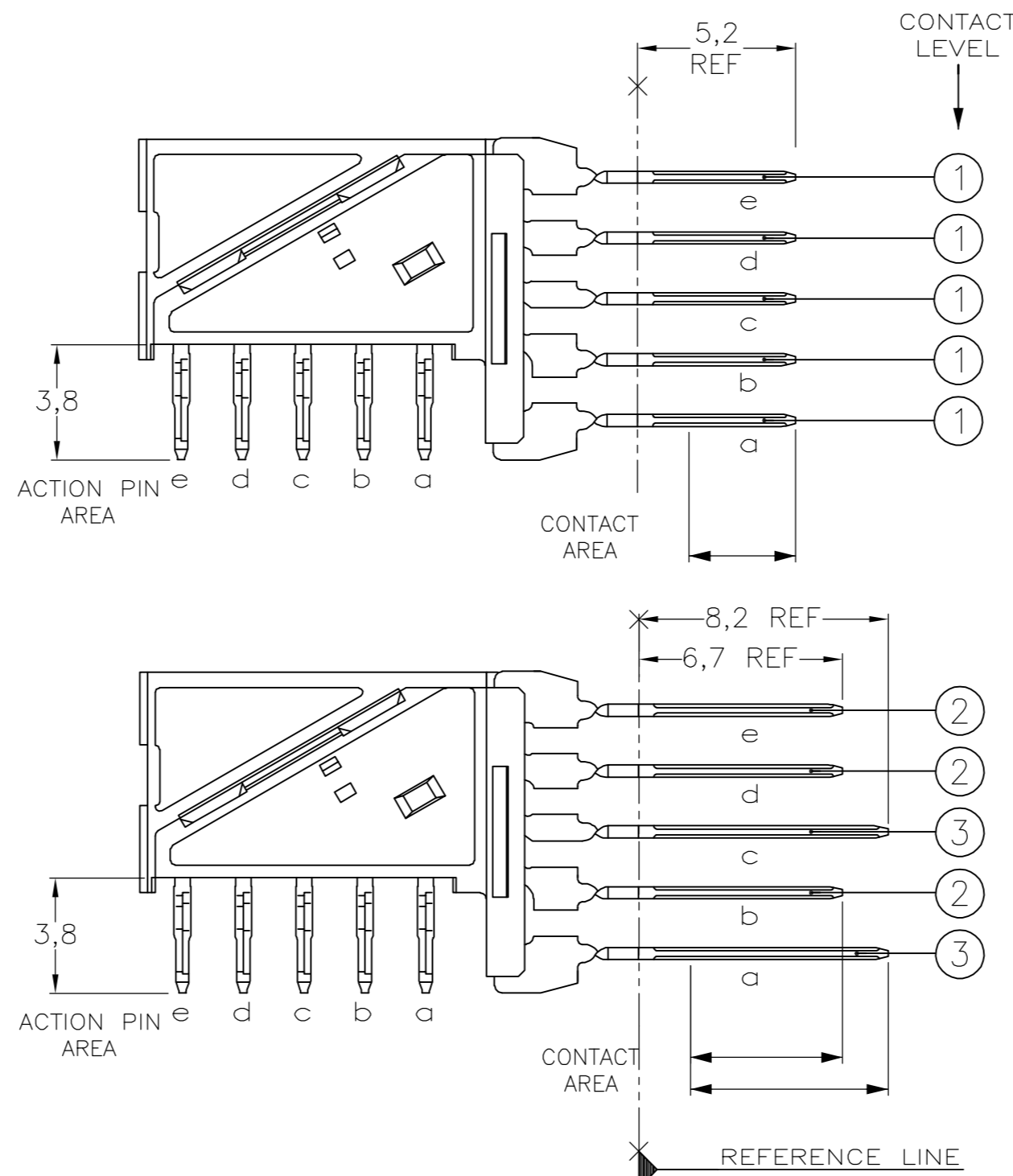
THIS DRAWING IS UNPUBLISHED. RELEASED FOR PUBLICATION

© COPYRIGHT BY TYCO ELECTRONICS CORPORATION. ALL RIGHTS RESERVED.

CONNECTOR ASSEMBLY EXEMPLARY LOADED

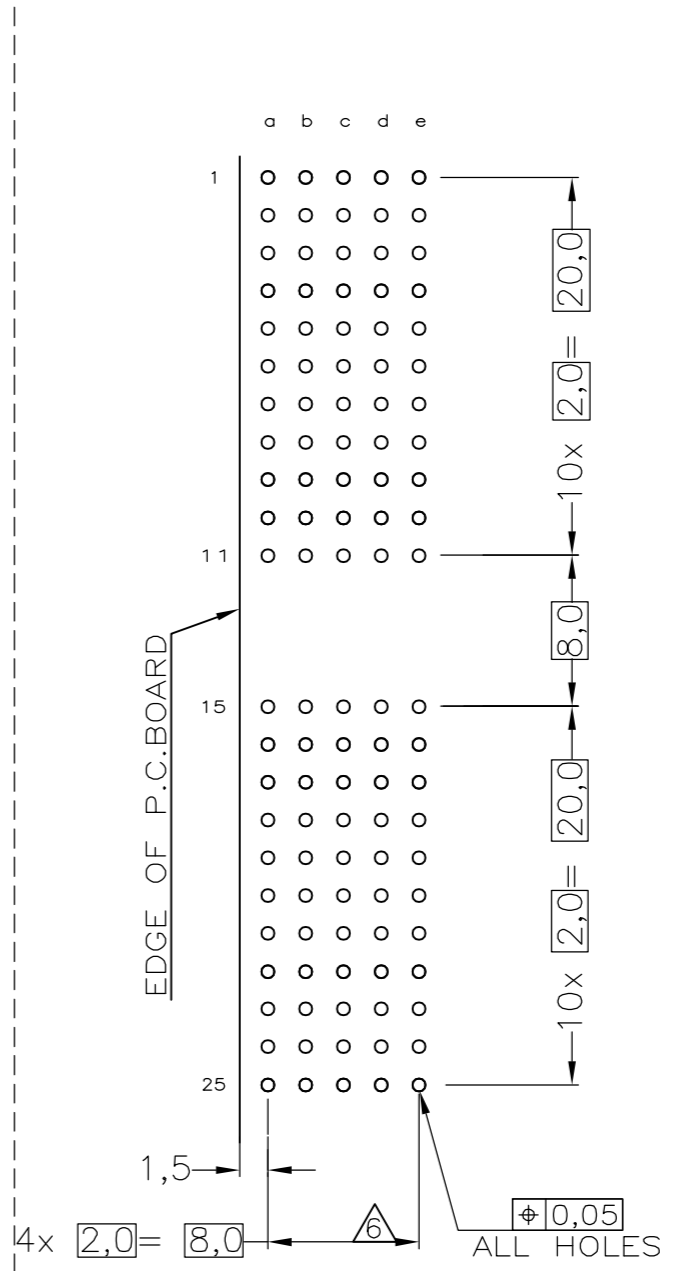


CONTACT DIMENSIONS

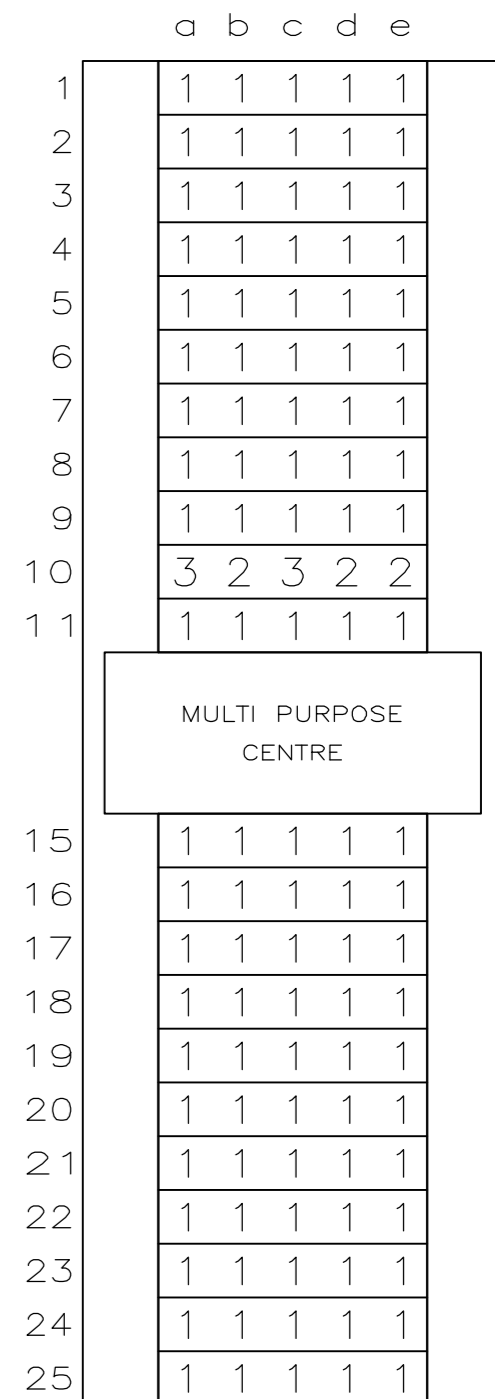


Loc	DIST	REVISIONS			
P	LTR	DESCRIPTION	DATE	DWN	APVD
C		EHC0-0195-04	06-07-04	DvdB	BM
D		EH10-0680-05	06-06-05	BSV	BM
D1		ECR-06-002635	07-02-06	BSV	BM

RECOMMENDED PCB-HOLE LAY-OUT COMPONENT SIDE SHOWN



CONTACT LAYOUT



P.C.B. HOLE DIM. ACTION PIN
FOR DETAILS SEE
APPLICATION SPECIFICATION

NOTES:

- ① MATERIAL HOUSING : GREY GLASSFILLED POLYESTER
UL-RATING V0
- ② CONTACT : PHOSPHORBRONZE
- ③ GENERAL PLATING SPECIFICATION: UNDERPLATING (ENTIRE CONTACT):
1,27µm NICKEL MIN. AND ACTION PIN: 0,5µm TIN-LEAD MIN.
FOR PLATING OF MATING SURFACES SEE APPLICABLE SPECIFICATION
REFERENCE FOR EACH DASH NUMBER.
CONFORMS TO ALL TESTING ACCORDING IEC 61076-4-101
PERFORMANCE LEVEL 2.
- ④ CONNECTOR ASSEMBLY WITH LATCH HINGE FOR CABLE CONNECTOR.
- ⑤ CONNECTOR PRINTED WITH PARTNUMBER AND DATECODE
- ⑥ PLATED-THROUGH HOLES AT 2x2mm SQUARE GRID.
- ⑦ AREA FOR KEYING PART (BASIC PART NUMBER 100525).

② ③	①	1-188396-1	④
② ③	①	188396-1	
CONTACT FINISH		MATERIAL	PARTNUMBER

THIS DRAWING IS A CONTROLLED DOCUMENT.		DWN L.v.d.HEJNDEN 15DEC97	tyco Tyco Electronics Corporation	
DIMENSIONS: MM		CHK D. TRUREN 15DEC97	s-HertogenBosch, Netherlands,	
TOLERANCES UNLESS OTHERWISE SPECIFIED:		APVD F.v.KONINGSBRUGGE -	NAME	
0 PLC ± -		PRODUCT SPEC	Z-PACK 2MM HM TYPE A	
1 PLC ± -		APPLICATION SPEC	110 POS. RIGHT ANGLE MALE	
2 PLC ± -		114-19029	CONNECTOR ASSEMBLY	
3 PLC ± -		WEIGHT -	SIZE A2	CAGE CODE 00779
4 PLC ± -		CUSTOMER DRAWING	DRAWING NO C=188396	RESTRICTED TO -
ANGLES ± -			SCALE NTS	SHEET 1 OF 1
FINISH -				REV D1

188396

A