

60619-1 ✓ ACTIVE

MATE-N-LOK | Commercial MATE-N-LOK

TE Internal #: 60619-1

Power Contacts, Contact, 250 VAC, Tin, 20 – 14 AWG Wire Size, .52

– 2.08 mm² Wire Size, Wire & Cable, Crimp, Power, Socket,

Commercial MATE-N-LOK

[View on TE.com >](#)



Connectors > Power Connectors > Power Contacts



Power Contact Type: **Contact**

Operating Voltage: **250 VAC**

Contact Mating Area Plating Material: **Tin**

Wire Size: **.52 – 2.08 mm²**

Features

Product Type Features

Compatible With Discrete Wire Type	Stranded
Power Contact Type	Contact
Connector & Contact Terminates To	Wire & Cable

Electrical Characteristics

Operating Voltage	250 VAC
-------------------	---------

Contact Features

Contact Shape & Form	Round
Barrel Type	Open
Contact Mating Area Plating Material	Tin
Contact Current Rating (Max)	15 A
Contact Type	Socket
Contact Retention Within Housing	With
Mating Pin Diameter	2.13 mm[.084 in]
Contact Base Material	Brass
Wire Contact Termination Area Plating Thickness	.508 – .812 μm[20 – 32 μin]



Wire Contact Termination Area Plating Material	Tin
Wire Contact Termination Area Plating Material Finish	Matte
Contact Orientation	Straight

Termination Features

Termination Method to Wire & Cable	Crimp
------------------------------------	-------

Mechanical Attachment

Contact Retention Type Within Housing	Locking Lance
Wire Insulation Support	Without

Dimensions

Wire Size	.52 – 2.08 mm ²
Compatible Insulation Diameter Range	3.3 mm [.13 in]

Usage Conditions

Operating Temperature Range	-55 – 105 °C [-67 – 221 °F]
-----------------------------	-----------------------------

Operation/Application

Circuit Application	Power
---------------------	-------

Packaging Features

Packaging Quantity	1000
Packaging Method	Bag & Box

Product Compliance
















[For compliance documentation, visit the product page on TE.com>](#)

EU RoHS Directive 2011/65/EU	Compliant
EU ELV Directive 2000/53/EC	Compliant
China RoHS 2 Directive MIIT Order No 32, 2016	No Restricted Materials Above Threshold
EU REACH Regulation (EC) No. 1907/2006	Current ECHA Candidate List: JUNE 2023 (235) Candidate List Declared Against: JAN 2023 (233) Does not contain REACH SVHC
Halogen Content	Low Halogen - Br, Cl, F, I < 900 ppm per homogenous material. Also BFR/CFR/PVC Free
Solder Process Capability	Not applicable for solder process capability

Product Compliance Disclaimer




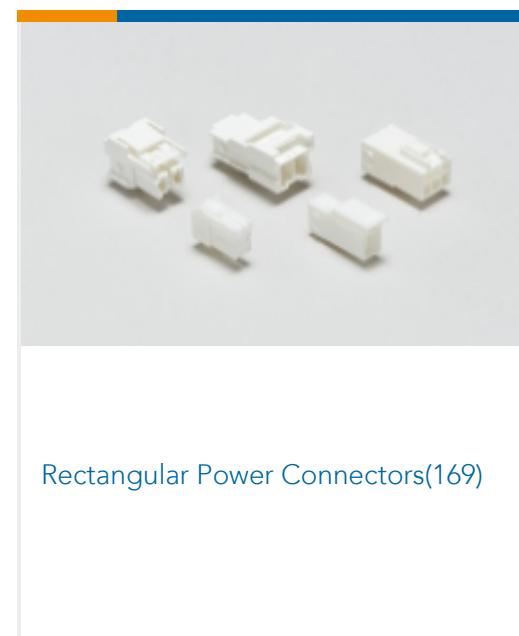


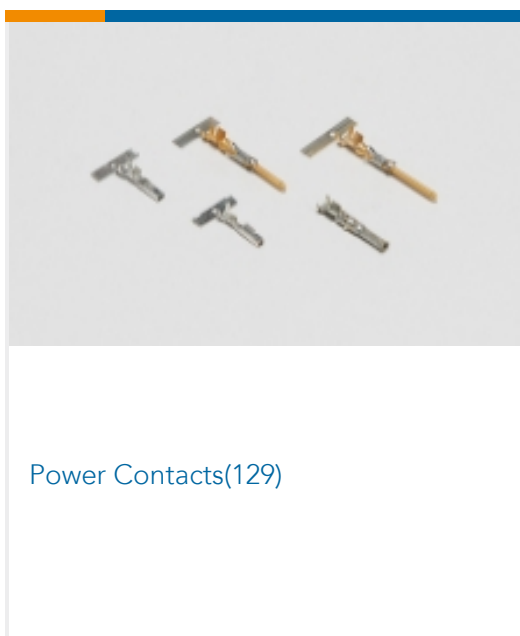
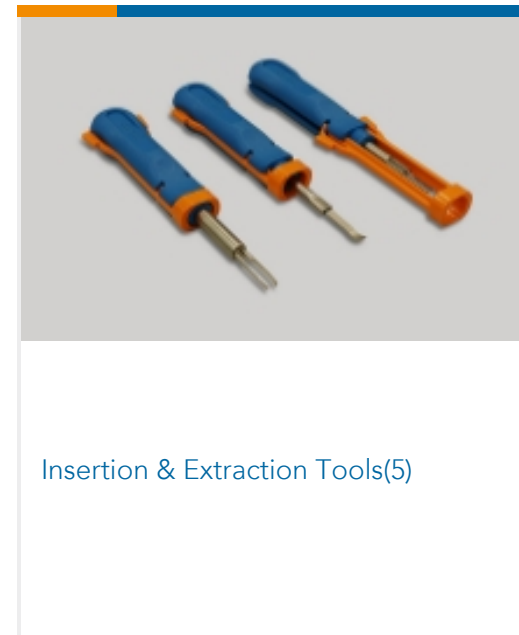


This information is provided based on reasonable inquiry of our suppliers and represents our current actual knowledge based on the information they provided. This information is subject to change. The part numbers that TE has identified as EU RoHS compliant have a maximum concentration of 0.1% by weight in homogenous materials for lead, hexavalent chromium, mercury, PBB, PBDE, DBP, BBP, DEHP, DIBP, and 0.01% for cadmium, or qualify for an exemption to these limits as defined in the Annexes of Directive 2011/65/EU (RoHS2). Finished electrical and electronic equipment products will be CE marked as required by Directive 2011/65/EU. Components may not be CE marked. Additionally, the part numbers that TE has identified as EU ELV compliant have a maximum concentration of 0.1% by weight in homogenous materials for lead, hexavalent chromium, and mercury, and 0.01% for cadmium, or qualify for an exemption to these limits as defined in the Annexes of Directive 2000/53/EC (ELV). Regarding the REACH Regulation, the information TE provides on SVHC in articles for this part number is based on the latest European Chemicals Agency (ECHA) 'Guidance on requirements for substances in articles' posted at this URL: <https://echa.europa.eu/guidance-documents/guidance-on-reach>

Compatible Parts

 <p>TE Part # 465644-1 EXTRACTION TOOL</p>	 <p>TE Part # 455830-1 INSERTION TOOL</p>	 <p>TE Part # 1-171196-0 6 POS MATE-N-LOK S</p>	 <p>TE Part # 1-480274-0 09P CMNL PLUG HSG P/M NATL</p>
 <p>TE Part # 1-480284-0 08P CMNL CAP HSG M/M NATL</p>	 <p>TE Part # 1-480438-0 16P CMNL PLUG HSG M/M NATL</p>	 <p>TE Part # 1-480683-0 02P CMNL PLUG HSG F/H NATL</p>	 <p>TE Part # 1-480277-0 09P CMNL CAP HSG P/M NATL</p>
 <p>TE Part # 1-480304-0 03P CMNL PLUG HSG P/M NATL</p>	 <p>TE Part # 1-480722-0 04P CMNL PLUG HSG W/LCK NATL</p>	 <p>TE Part # 1-480276-0 06P CMNL CAP HSG P/M NATL</p>	 <p>TE Part # 1-480285-0 10P CMNL PLUG HSG M/M NATL</p>
 <p>TE Part # 1-480439-0 16P CMNL CAP HSG M/M NATL</p>	 <p>TE Part # 1-480393-1 02P CMNL PLUG HSG F/H BLK</p>	 <p>TE Part # 1-480345-0 08P CMNL CAP HSG F/H NATL</p>	 <p>TE Part # 1-480340-0 06P CMNL CAP HSG F/H NATL</p>



Also in the Series | Commercial MATE-N-LOK



Customers Also Bought





Documents

Product Drawings

[CMNL SOK PTPBR L/P](#)

English

CAD Files

[3D PDF](#)

3D

Customer View Model

[ENG_CVM_CVM_60619-1_Y.2d_dxf.zip](#)

English

Customer View Model

[ENG_CVM_CVM_60619-1_Y.3d_igs.zip](#)

English

Customer View Model

[ENG_CVM_CVM_60619-1_Y.3d_stp.zip](#)

English

By downloading the CAD file I accept and agree to the [Terms and Conditions](#) of use.

Datasheets & Catalog Pages

[SOFT_SHELL_PIN_SOCKET_CONNECTORS_STANDARD_DENSITY](#)

English

Product Specifications

[Application Specification](#)

English

Product Environmental Compliance

[MD_60619-1_07112017026_dmtec](#)



English

[MD_60619-1_07112017026_dmtec](#)

English

Instruction Sheets

[Instruction Sheet \(U.S.\)](#)

English