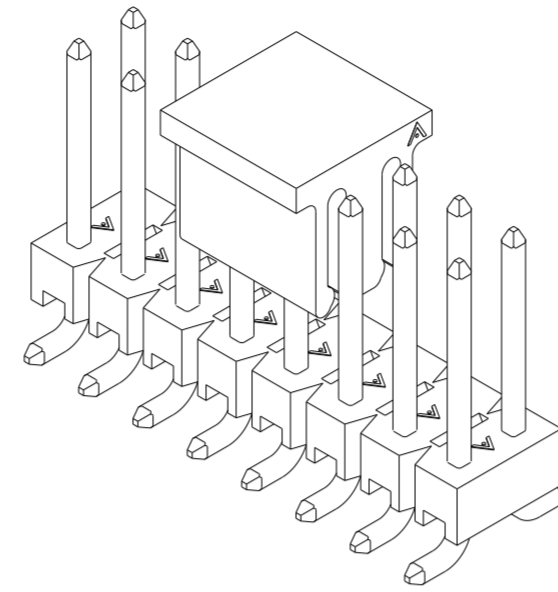
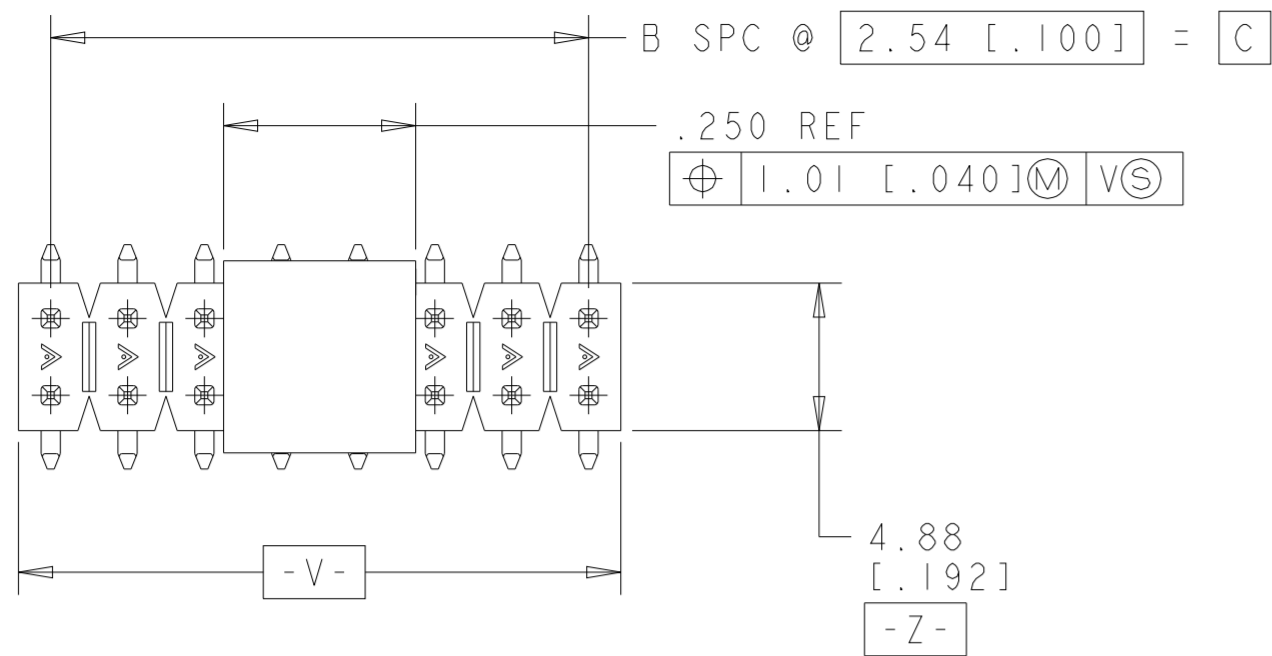
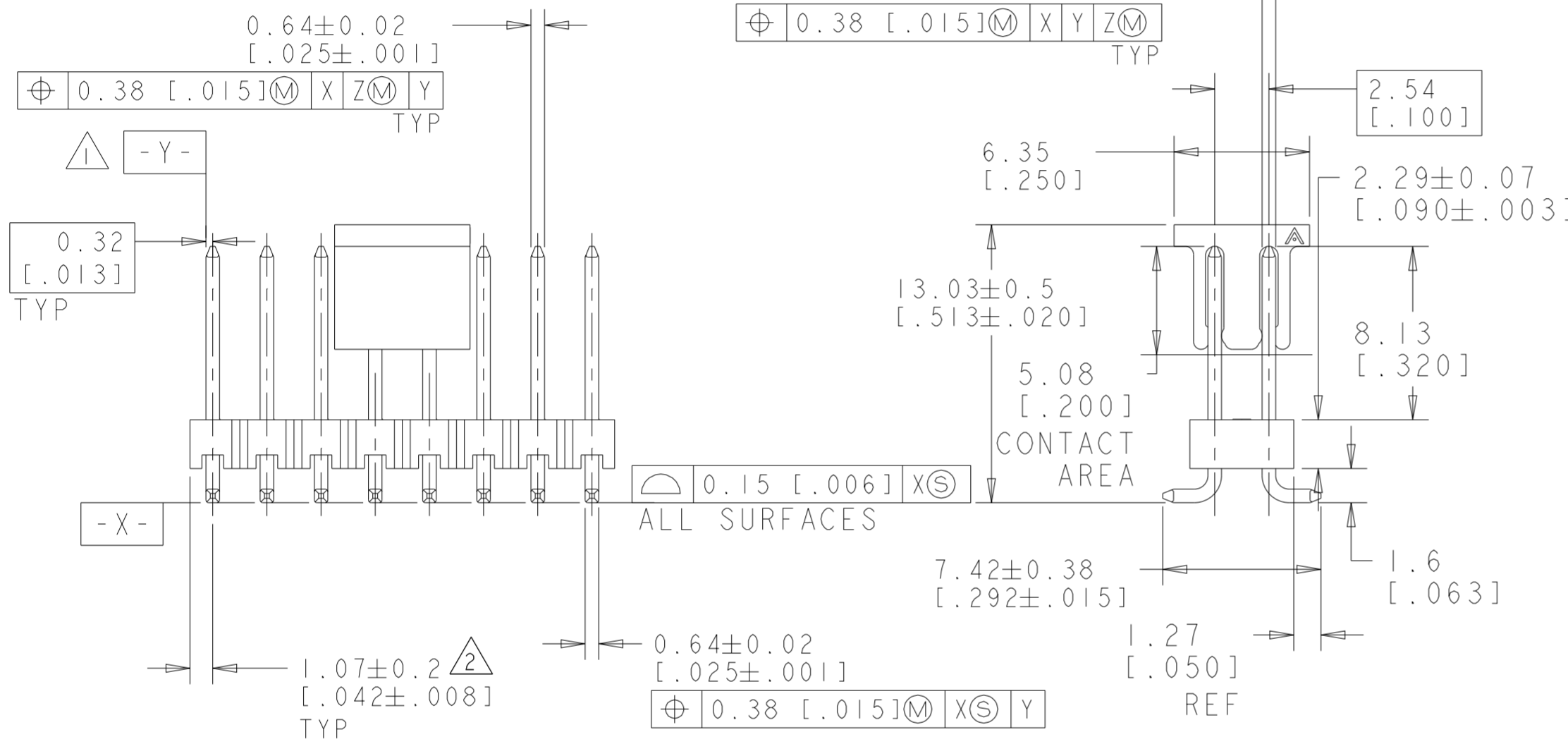


P	LTR	DESCRIPTION	DATE	DWN	APVD
H		REVISED PER ECR-22-162119	02JAN2023	RK	MF

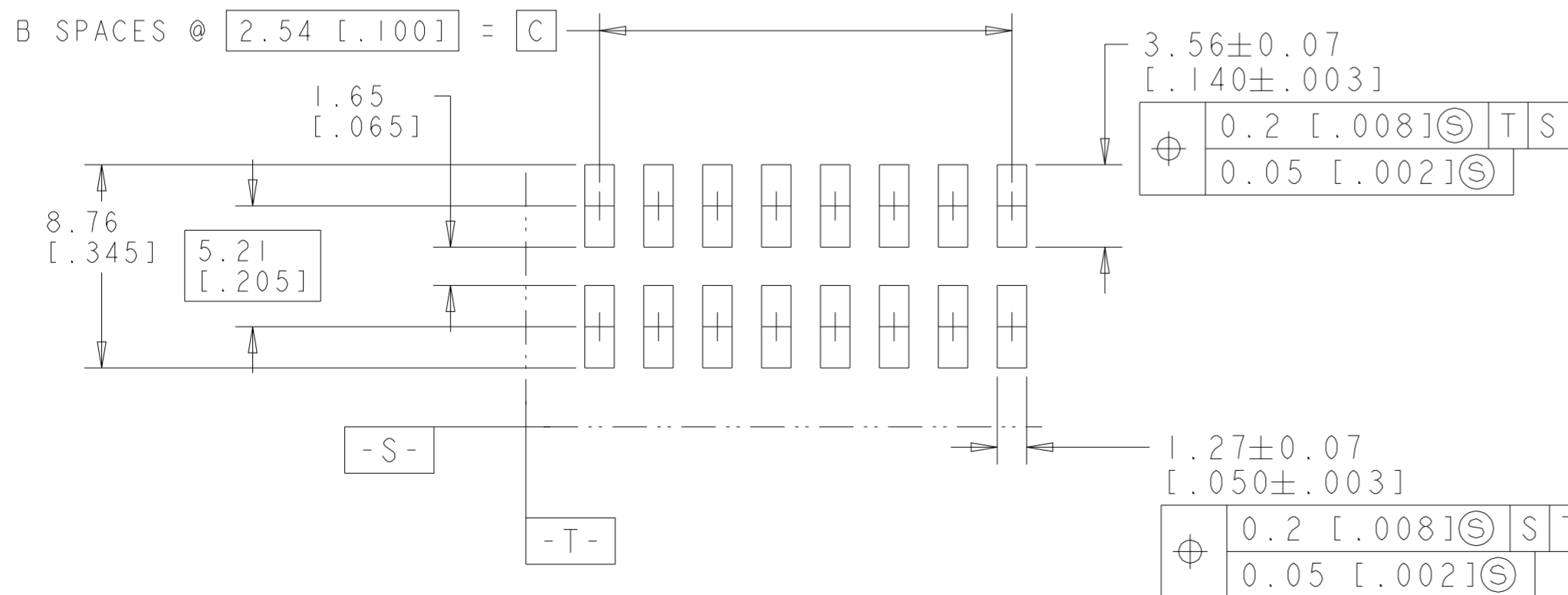
8 OBSOLETE



- 1 -Y- SHALL BE THE INTERSECTION OF THE POST AND THE HOUSING.
- 2 THE NOTED DIMENSIONS APPLY FROM THE BASIC DIMENSION (NOT THE POST CENTERLINE) TO THE SURFACE INDICATED.
- 3 0.000762 [0.00030] GOLD ON CONTACT AREA, 0.00254-0.00508 [0.00100-.000200] MATTE TIN-LEAD ON SOLDER TAIL, ALL OVER 0.00127 [0.00050] NICKEL.
- 4 HOUSING: LCP, COLOR-BLACK.
POST: COPPER ALLOY.
PICK AND PLACE CAP: PPA, COLOR-BLACK.
- 5 PRELIMINARY PART- NOT RELEASED FOR PRODUCTION.
- 6 PACKAGED IN TAPE AND REEL PER EIA-481 SPECIFICATIONS. SEE TABLE FOR WIDTHS.
- 7 0.000762 [0.00030] GOLD ON CONTACT AREA, 0.00254-0.00508 [0.00100-.000200] MATTE TIN ON SOLDER TAIL, ALL OVER 0.00127 [0.00050] NICKEL.



7	-	35.56 [1.400]	14	37.69 [1.484]	30	6-147447-4	5
7	-	33.02 [1.300]	13	34.23 [1.384]	28	6-147447-3	5
7	-	30.48 [1.200]	12	32.61 [1.284]	26	6-147447-2	5
7	-	27.94 [1.100]	11	30.07 [1.184]	24	6-147447-1	5
7	-	25.40 [1.000]	10	27.53 [1.084]	22	6-147447-0	5
7	-	22.86 [0.900]	9	25.00 [0.984]	20	5-147447-9	5
7	-	20.32 [0.800]	8	22.45 [0.884]	18	5-147447-8	5
7	-	17.78 [0.700]	7	19.91 [0.784]	16	5-147447-7	5
7	-	15.24 [0.600]	6	17.37 [0.684]	14	5-147447-6	5
7	32 mm	10.16 [0.400]	4	12.29 [0.484]	10	5-147447-5	5
7	-	12.70 [0.500]	5	14.83 [0.584]	12	5-147447-4	5
7	-	7.62 [0.300]	3	9.75 [0.384]	8	5-147447-3	5
7	-	5.08 [0.200]	2	7.21 [0.284]	6	5-147447-2	5
7	24 mm	2.54 [0.100]	1	4.67 [0.184]	4	5-147447-1	5
3	44 mm	17.78 [0.700]	7	19.91 [0.784]	16	+47447-8	8
3	44 mm	15.24 [0.600]	6	17.37 [0.684]	14	+47447-7	8
3	32 mm	12.70 [0.500]	5	14.83 [0.584]	12	+47447-6	8
3	32 mm	10.16 [0.400]	4	12.29 [0.484]	10	+47447-5	8
3	56 mm	35.56 [1.400]	14	37.69 [1.484]	30	+47447-4	8
3	24 mm	2.54 [0.100]	1	4.67 [0.184]	4	+47447-3	8
3	44 mm	22.86 [0.900]	9	25.00 [0.984]	20	+47447-2	8
3	32 mm	7.62 [0.300]	3	9.75 [0.384]	8	+47447-1	8



RECOMENDED PCB LAYOUT FOR USE WITH 0.20 [0.008] THICK STENCIL

PLATING	TAPE WIDTH	C	B	A	NO OF POSN	PART NUMBER
---------	------------	---	---	---	------------	-------------

THIS DRAWING IS A CONTROLLED DOCUMENT.

DIMENSIONS: mm [INCHES]	TOLERANCES UNLESS OTHERWISE SPECIFIED:
0 PLC ±	1 PLC ±
2 PLC ±	3 PLC ±0.13 [0.005]
4 PLC ±	ANGLES ±
MATERIAL	FINISH
	SEE TABLE

DWN B. HAYMAKER	17APPRO
CHK J. GEFORD	17APPRO
APVD J. GEFORD	17APPRO
PRODUCT SPEC	
APPLICATION SPEC	
WEIGHT	
CUSTOMER DRAWING	

STE TE Connectivity

NAME: SURFACE MOUNT HDR ASSY, MOD 11, B/A, VERT, D/R, 100 C/L, .025 SQ. POST, WITH PICK AND PLACE CAP

SIZE: A2 CAGE CODE: 00779 DRAWING NO: C-147447

RESTRICTED TO: -

SCALE: 4:1 SHEET: 1 OF 1 REV: H