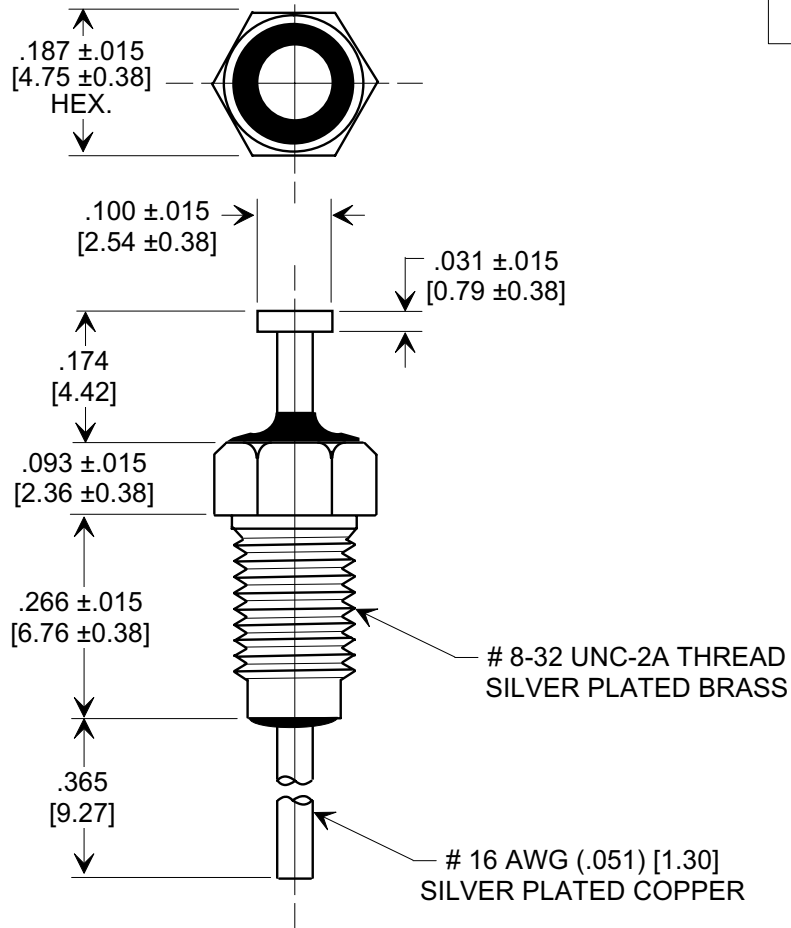
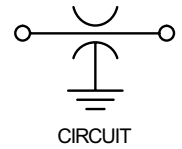
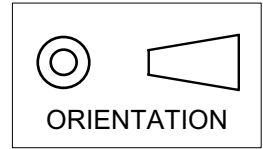


Electrical Testing  
per Tusonix standard  
test plans and Mil-Std-202  
Test Methods.

**MARKETING SALES DRAWING**  
**DIMENSIONS IN INCHES - DO NOT SCALE THIS DRAWING**  
**DIMENSIONS IN METRIC - [ ]**



NOTES:

- SUPPLIED WITH SILVER PLATED HEX NUT AND INTERNAL TOOTH LOCK WASHER.
- MOUNTING TORQUE NOT TO EXCEED 5 lb - in. MAX. [.565 N-m]
- TUSONIX STANDARD PART  
NUMBER: 2425-018-X7R0-101M.  
TUSONIX RoHS COMPLIANT PART  
NUMBER: 2425-018-X7R0-101M LF.  
CUSTOMER MUST SPECIFY STANDARD OR RoHS PART NUMBER WHEN ORDERING.
- PART MARKING: STANDARD: BLACK INK FOR TRADEMARK AND CAP. CODE.  
RoHS PART: GREEN FOR TRADEMARK AND CAP. CODE.

**SPECIFICATIONS**

Tusonix Style:	2425-018
Capacitance Value:	100 pF
Capacitance Tolerance:	±20 %
Temp. Characteristic:	X7R
Rating:	200 VDC @ + 85°C / 100 VDC @ +125°C
Current (A):	20
Operating Range:	-55°C TO +125°C
Insulation Resistance:	10,000 megohms (min.) @ +25°C
DWV @ 2 Sec. Min:	600 VDC

<b>REVISION RECORD</b>	Original Release C.O. <b>20010913-4-03</b>	<b>0</b>	TUSONIX STYLE, CURRENT (A), DWV COLUMNS ADDED & NOTE 2 REVISED L.E. 05-27-04	ADDED NOTES 3 & 4. S.M. 11-01-05	<b>1</b>	20051031-1-14	<b>2</b>
	20040514-3-12						

--TOLERANCES-- Unless Otherwise Specified
DECIMAL ± .031 [0.79]
ANGLES ±
<b>TUSONIX</b> TUCSON, ARIZONA

Title	<b>MINIATURE BUSHING FEED-THRU</b>
Drawn	S.M. 09-13-01
Approved	B.M. 09-13-01
<b>A</b>	<b>2425-018-X7R0-101M</b>