

Sensor/Actuator cable - SAC-3P-M 8MR/3,0-PVC/M 8FR-2L - 1415904

Please be informed that the data shown in this PDF Document is generated from our Online Catalog. Please find the complete data in the user's documentation. Our General Terms of Use for Downloads are valid (<http://phoenixcontact.com/download>)



Sensor/Actuator cable, 3-position, PVC, Black RAL 9005, Plug angled M8, on Socket angled M8, with 2 LEDs, Cable length: 3 m

Product Features

- ✓ Easy and safe: 100% electrically tested plug-in components
- ✓ Convenient: increased machine availability thanks to quick and easy diagnostics
- ✓



Key commercial data

Packing unit	1 pc
Custom tariff number	85444290
Country of origin	Poland

Technical data

Dimensions

Length of cable	3 m
-----------------	-----

Ambient conditions

Ambient temperature (operation)	-25 °C ... 90 °C (Plug / socket)
Degree of protection	IP65
	IP67
	IP68

General

Rated current at 40°C	4 A
Rated voltage	24 V
Number of positions	3
Contact resistance	≤ 5 mΩ
Insulation resistance	≥ 100 MΩ

Sensor/Actuator cable - SAC-3P-M 8MR/3,0-PVC/M 8FR-2L - 1415904

Technical data

General

Coding	A - standard
Standards/regulations	M8 connector IEC 61076-2-104
Status display	2 LEDs
Protective circuit/component	Unwired
Surge voltage category	II
Pollution degree	3
Insertion/withdrawal cycles	≥ 100

Material

Inflammability class according to UL 94	HB
Contact material	CuSn
Contact surface material	Ni/Au
Contact carrier material	TPU GF
Material of grip body	TPU, hardly inflammable, self-extinguishing
Material, knurls	Zinc die-cast, nickel-plated
Sealing material	NBR

Cable

Cable type	PVC black
Cable type (abbreviation)	PVC
Cable abbreviation	LiYY
Conductor cross section	3x 0.25 mm ² (signal line)
AWG signal line	24
Conductor structure signal line	14x 0.15 mm
Core diameter including insulation	1.17 mm ±0.05 mm
Thickness, insulation	≥ 0.23 mm (Core insulation)
Wire colors	brown, blue, black
Overall twist	3 wires, twisted
External sheath, color	Black RAL 9005
Outer sheath thickness	≥ 0.76 mm
External cable diameter D	4.2 mm ±0.15 mm
Cable weight	29 kg/km
Outer sheath, material	PVC
Material conductor insulation	PVC
Conductor material	Bare Cu litz wires
Insulation resistance	≥ 100 MΩ*km (at 20 °C)
Conductor resistance	max. 79 Ω/km (at 20 °C)
Nominal voltage, cable	≥ 300 V

Sensor/Actuator cable - SAC-3P-M 8MR/3,0-PVC/M 8FR-2L - 1415904

Technical data

Cable

Test voltage, cable	≤ 3000 V
Flame resistance	As per UL-Style 2464

Classifications

eCl@ss

eCl@ss 5.1	27061801
eCl@ss 6.0	27061801

ETIM

ETIM 5.0	EC001855
----------	----------

Approvals

Approvals


Approvals

UL Listed / cUL Listed / cULus Listed

Ex Approvals

Approvals submitted

Approval details

UL Listed 	
Nominal current I _N	4 A
Nominal voltage U _N	24 V

Sensor/Actuator cable - SAC-3P-M 8MR/3,0-PVC/M 8FR-2L - 1415904

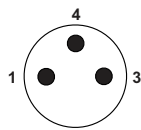
Approvals

cUL Listed	
Nominal current I _N	4 A
Nominal voltage U _N	24 V

cULus Listed	
--------------	--

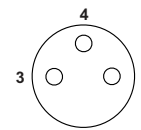
Drawings

Schematic diagram




Pin assignment M8 plug, 3-pos., view male side

Schematic diagram



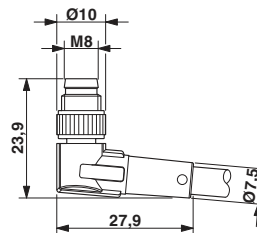
Pin assignment M8 socket, 3-pos., view female side

Cable cross section



PVC black [PVC]

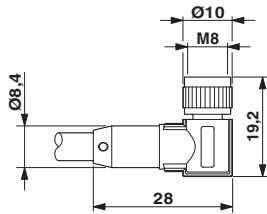
Dimensional drawing



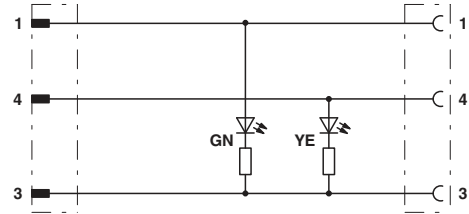
M8 x 1 male plug, angled version

Sensor/Actuator cable - SAC-3P-M 8MR/3,0-PVC/M 8FR-2L - 1415904

Dimensional drawing



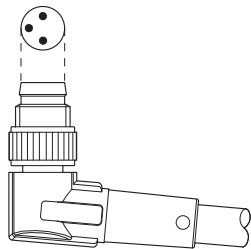
Circuit diagram



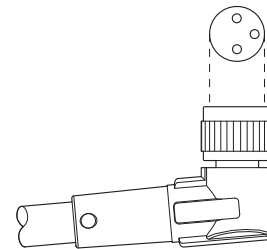
Socket M8 x 1, angled, with LED

Contact assignment of M8 plugs/sockets

Schematic diagram



Schematic diagram



Layout of connector pin assignments

Layout of connector pin assignments